

LED Light Towers
**LED LIGHT TOWER
AL[™]4L**

Features

- | | |
|--|--|
| <ul style="list-style-type: none"> • Up to 10 hours of run time with battery powered unit. | <ul style="list-style-type: none"> • 6 kW generator option available. |
| <ul style="list-style-type: none"> • Silent run time with battery powered unit. | <ul style="list-style-type: none"> • 30 ft (9.14 m) light height at full extension for excellent illumination at long distances. |
| <ul style="list-style-type: none"> • No fuel required and no emissions with battery powered unit. | <ul style="list-style-type: none"> • 359 degree non-continuous tower rotation to provide pin-point light positioning at your work site. |
| <ul style="list-style-type: none"> • LED lights have 50,000 hour bulb life. | <ul style="list-style-type: none"> • LED lights reduce glare. |
| <ul style="list-style-type: none"> • LED lights are tool-free adjustable and heat resistant. | <ul style="list-style-type: none"> • Centerpoint lifting bracket and fork lift pockets make transport easy. |
| <ul style="list-style-type: none"> • LED technology offers instant on/off operation. | <ul style="list-style-type: none"> • Cabinet is protected with a durable, fade resistant finish. |
| <ul style="list-style-type: none"> • Battery powered option. | |

LED Light Towers

AL™4L – BATTERY POWERED

Specifications

Lamps	LED 4 x 270 W
Wheel size	15 in (38 cm)
Axle rating	3,500 lbs (1,588 kg)
Batteries	(8) 6 volt sealed lead acid
Battery weight	704 lbs (319 kg)
Total weight	2,092 lbs (949 kg)

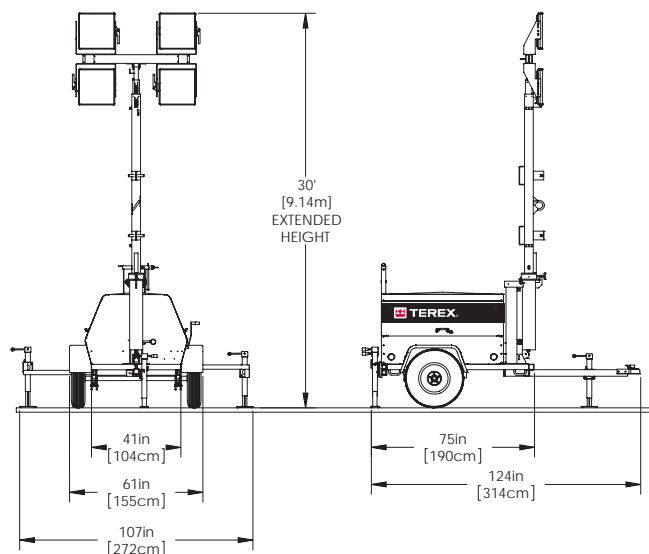
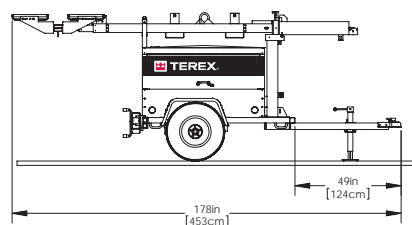
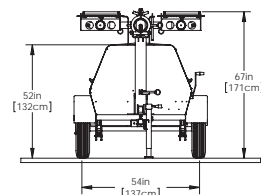
Options and Accessories

12 volt dome light with switch**
3/8" highway safety chains with snaphook
50 gal fuel capacity**
700 CCA battery**
Battery heater blanket
Battery watering system*
Block heater**
Combination ring/ball hitch
DOT tail light package (6 or 7 pole)
Electric trailer brakes
Fuel/water separator filter**
Fuel/water separator with fuel line heater**
Hydraulic surge brakes (ring or ball hitch)
Kubota diesel water-cooled, 13.6 hp/6.0 kW generator unit**
Low temperature coolant mixture (-40 deg F)**
One 30A/240V TL receptacle**
One 20A/120V GFI duplex receptacle**
Ring hitch 2.5"
Spare tire and wheel

* Only available on AL™4L with battery powered option

** Only available on AL™4L with generator option

Dimensions



Terex Aerial Work Platforms

18340 NE 76th Street
PO Box 97030
Redmond, WA 98073-9730

TEL +1 (425) 881-1800
TOLL FREE +1 (800) 536-1800
PARTS & TECH SUPPORT +1 (800) 228-6444
FAX +1 (425) 883-3475
WEB www.genieindustries.com

For more information, product demonstration, or details on purchase, lease and rental plans, please contact your local Terex AWP distributor.