

# Login Help

## About Transportation Central

In an effort to continuously improve supply chain efficiencies, Amazon is launching Transportation Central for carriers who have been engaged directly by Amazon vendors to move freight to Amazon Fulfillment Centers. This portal is expected to reduce the time taken by vendor-paid carriers to schedule appointments at Amazon Fulfillment Centers (FCs) and will provide a standard process for scheduling appointments to any Amazon FC.


## Requesting an account

Carriers can request an account by logging onto the website and following the simple steps below:


1. Click on the link "Request New Account"

Log In	
Username	<input type="text"/>
Password	<input type="password"/>
	<input type="button" value="Log In"/>
<a href="#">Request New Account</a>	
<a href="#">Forgot Your Username/Password?</a>	


2. Select 'Vendor' or 'Carrier' radio button as applicable.

Request New Account	
	<input type="radio"/> Carrier <input type="radio"/> Vendor
First Name:	<input type="text"/>
Last Name	<input type="text"/>
Email Address	<input type="text"/>
Confirm Email Address	<input type="text"/>
Telephone number	<input type="text"/>
Username	<input type="text"/>
Password	<input type="text"/>
Confirm Password	<input type="text"/>
Type the characters you see in the image	
Image	
Type Characters	<input type="text"/>
<input type="checkbox"/> <a href="#">Please 'Check' the Terms and Conditions</a>	
<input type="button" value="Request New Account"/>	


3. If you select 'Carrier', you will have to fill in the details given in the below form.

Request New Account	
	<input checked="" type="radio"/> Carrier <input type="radio"/> Vendor
First Name:	<input type="text"/>
Last Name	<input type="text"/>
Standard Carrier Alpha Code	<input type="text"/> ?
Email Address	<input type="text"/>
Confirm Email Address	<input type="text"/>
Telephone number	<input type="text"/>
Username	<input type="text"/>
Password	<input type="text"/>
Confirm Password	<input type="text"/>
Type the characters you see in the image	
Image	
Type Characters	<input type="text"/>
<input type="checkbox"/> <a href="#">Please 'Check' the Terms and Conditions</a>	
<input type="button" value="Request New Account"/>	

4. If you select 'Vendor', you will have to fill in the details given in the below form.

Request New Account	
	<input type="radio"/> Carrier <input checked="" type="radio"/> Vendor
First Name:	<input type="text"/>
Last Name	<input type="text"/>
Vendor Code	<input type="text"/> ?
Email Address	<input type="text"/>
Confirm Email Address	<input type="text"/>
Telephone number	<input type="text"/>
Username	<input type="text"/>
Password	<input type="text"/>
Confirm Password	<input type="text"/>
Type the characters you see in the image	
Image	
Type Characters	<input type="text"/>
<input type="checkbox"/> <a href="#">Please 'Check' the Terms and Conditions</a>	
<input type="button" value="Request New Account"/>	

5. If your SCAC (for Carrier) or Vendor code (for Vendor) is not registered with Amazon, you will have to fill in additional details as shown below.

Request New Account	
	<input type="radio"/> Carrier <input checked="" type="radio"/> Vendor
First Name:	<input type="text" value="pawan"/>
Last Name	<input type="text" value="sak"/>
Vendor Code	<input type="text"/> ?
Email Address	<input type="text" value="pawans@amazon.com"/>
Confirm Email Address	<input type="text" value="pawans@amazon.com"/>
Telephone number	<input type="text" value="939849484"/>
Username	<input type="text" value="pawan.sak"/>
Password	<input type="text"/>
Confirm Password	<input type="text"/>
PO Number	<input type="text"/> ?
Your Company Name	<input type="text"/>
Fax Number	<input type="text"/>
Type the characters you see in the image	
Image	
Type Characters	<input type="text"/>
<input checked="" type="checkbox"/> <a href="#">Please 'Check' the Terms and Conditions</a>	
<input type="button" value="Request New Account"/>	

6. Once all the details are accurately filled, click on 'Request New Account' tab. Account will be created and you will receive an confirmation email within few minutes.

## Logging into the website

Carriers can logon to the website using the screen below: (www.transportation.amazon.com)

---

**amazon**  
Transportation Central

Log In

Username

Password

[Request New Account](#)

[Forgot Your Username/Password?](#)

© 2015 Amazon.com, Inc. | [Login Help](#) | [Legal Disclaimer](#) [English\(US\)](#) [English\(UK\)](#) [Deutsch](#) [Français](#) [日本語](#) [简体中文](#) [Español\(ES\)](#) [Español\(MX\)](#) [Italiano](#) [português](#)

After logging into the website, the carrier can provide the details and request for an appointment.

## Seeking Support

- If you are an Amazon Contracted Carrier, please contact us via case management or please contact the Transportation Hotline number at 1-866-203-8372.
- If you are not an Amazon Contracted Carrier, please contact us via your shipper or please contact the Transportation Hotline number at 1-866-203-8372.
- If you are a Vendor, please contact us via Vendor Central using 'Contact us' link or please contact the Transportation Hotline number at 1-866-203-8372.