

# Install Configuration Profiles on Your iPhone

As described earlier in this book, you can configure your iPhone by choosing settings in the Settings app. But you can also configure the iPhone by installing one or more configuration profiles provided by an administrator. The most common way of providing a configuration profile is via e-mail.

Usually, you need to install configuration profiles only when your iPhone is managed by an administrator rather than by yourself. For example, a configuration profile can contain the settings needed for your iPhone to connect to a corporate network or a campus network.

## Install Configuration Profiles on Your iPhone

- 1 Press the Home button.

The Home screen appears.

- 2 Tap **Mail**.

The Mailboxes screen appears.

- 3 Tap the mailbox that contains the message with the configuration profile.

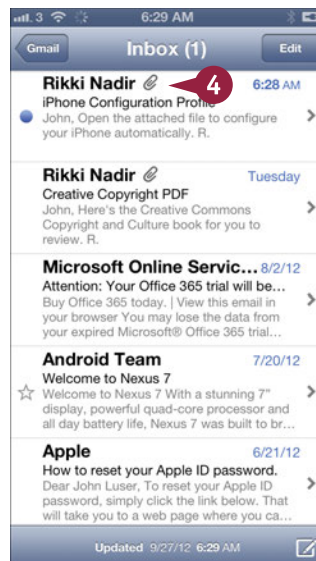
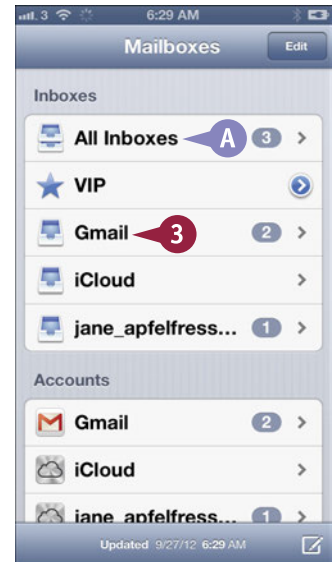
- A You can tap **All Inboxes** to display all your inboxes.

The Inbox opens.

- 4 Tap the message that contains the configuration profile.

The message opens.

- 5 Tap the button for the configuration profile.



- 6 On the Install Profile screen, look for the Verified badge.

**Note:** Never install a configuration profile that does not have the Verified badge. The configuration profile may not be from the source claimed and may damage your iPhone, compromise your data, or both.

- 7 Review the configuration profile.  
8 Tap **More Details** for more information.

**Note:** You can tap an item on the Details screen to see further details.

- 9 Tap **Install Profile**.

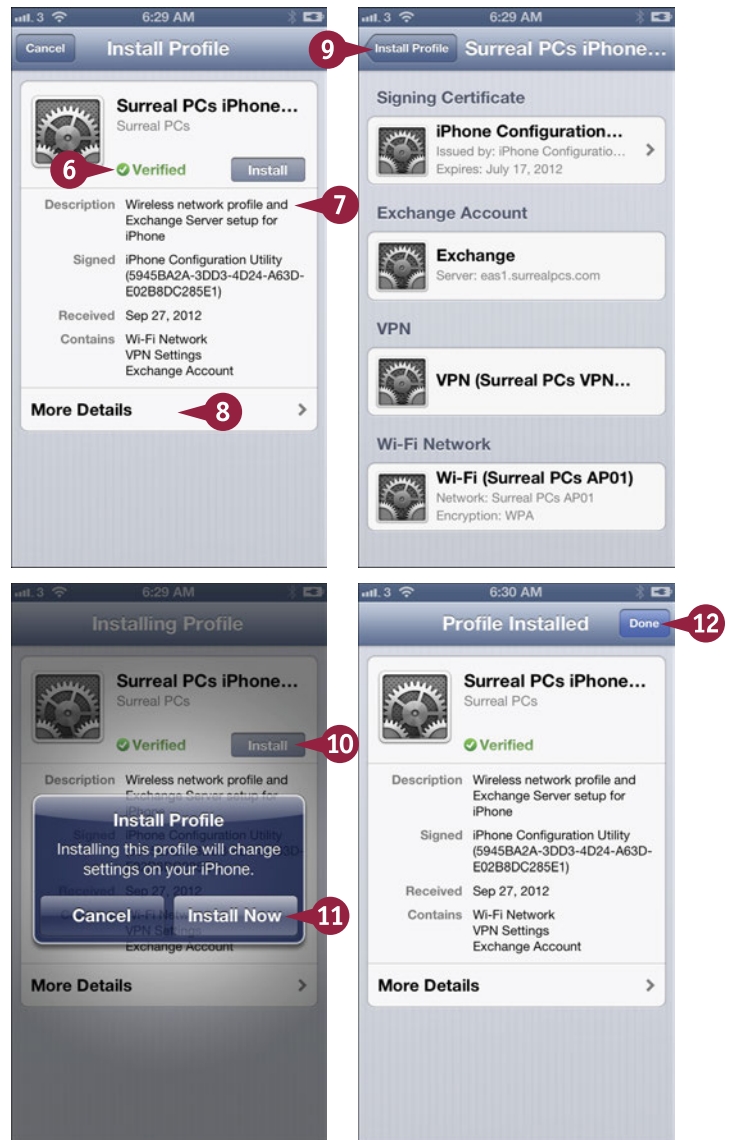
- 10 On the Install Profile screen, tap **Install** to open the Install Profile dialog box.

- 11 Tap **Install Now**.

Your iPhone installs the configuration profile.

**Note:** If the configuration profile requires you to enter information, the appropriate screens appear. For example, if the configuration profile requires you to set a passcode, the Set Passcode screen appears.

- 12 On the Profile Installed screen, tap **Done**.



## TIP

### Is there a way of installing a configuration profile other than using e-mail?

Yes. An administrator can place a configuration profile on a web page. You download the configuration profile using Safari, and then install it using installation screens similar to those shown in this task. By sending a text message to your iPhone, an administrator can easily direct you to a web page that contains a configuration profile specific to your iPhone rather than a general profile for iPhones.