





	Aquabot Turbo T (GOOD)	Aquabot Turbo T-RC (BETTER)	Aquabot Turbo T2 (FASTER)	Aquabot Turbo T4RC (BEST)
				
	Budget-friendly cleaner/mobile filtration system. Reduces pool filter use by up to 70% and chemical consumption by up to 30%. Increases filter media life by up to 80% and reduces total pool maintenance bills by as much as 75%.	Ideal for occasional spot cleaning of troublesome pool areas. Identical to the 'Turbo T' and offers 3-direction wireless remote control guidance (forward, reverse, and arc-tum).	Equipped with the primary features of the 'Turbo T', yet faster and more efficient. Supported by the industry's leading warranty.	Equipped with the primary features and warranty of the 'Turbo T2' and offers 4-direction wireless remote control guidance (left, right, forward, and reverse) for precise spot cleaning.
Pool Type	All residential			
Pool Surface/Shape	All types and shapes; cleans floor, walls, and most stairs (climbs 90° angles)			
Maximum Pool Length	50'	50'	50'	<b>60'</b>
Cable	61' long, 1/2" diameter thermoplastic rubber	61' long, 1/2" diameter thermoplastic rubber	61' long, 1/2" diameter thermoplastic rubber	<b>75' long, 1/2" diameter thermoplastic rubber</b>
Cleaning (sq. ft. per hr.)	6,800			
Cleaning Time	2 - 3 hrs.	2 - 3 hrs.	<b>1 - 2 hrs.</b>	<b>1 - 2 hrs.</b>
Auto Shutoff Time	1 - 7 hrs. customizable; override capability for external timed operation			
Obstacle Avoidance	NeverStuck™ Rollers and directional guidance float	NeverStuck™ Rollers and directional guidance float	NeverStuck™ Rollers and directional guidance float	<b>NeverStuck™ Rollers and dual drive directional guidance</b>
Brushing Mechanism	Two foot-long, motor-driven, Flexi-Flap all-surface brushes	Two foot-long, motor-driven, Flexi-Flap all-surface brushes	<b>Four motor-driven, Flexi-Flap all-surface brushes</b>	<b>Four motor-driven, Flexi-Flap all-surface brushes</b>
Pump Motor	High performance; DC brushless; individually sealed; oil lubricated/cooled; and water cooled			
Debris Intake Ports	2 offset; clog-free; customizable: 1" x 5" each to 1.5" x 5" each			
Suction Port Depths	3 customizable depths			
Port Velocity Adjustments	Yes; for customized removal of fine dirt or large debris			
Filtration Rate	5,000 gph			
Filter Max. Debris Holding Capacity	34 quarts			
Filtration Smallest Particulate Size	Down to 2 microns			
Embedded Dirt Removal Mechanism	DeepClean™ power wash/hydroscrubbing			
Drive Motor	High performance; microprocessor; incline sensor guided; individually sealed			
Drive Feature	Indirect: low load--belt	Indirect: low load	Belt	Indirect: low load
Drive Tracks	G-Tooth™			
Guidance	Directional guidance float	Directional guidance float	Directional guidance clutch	<b>Dual drive directional guidance</b>
Waterline Cleaning	3 customizable cleaning settings: Quick, Focused, and Detailed			
Remote Control	N/A	<b>3-direction: forward, reverse, and arc-radius turn</b>	N/A	<b>4-direction: left, right, forward, and reverse</b>
Cleaner Weight	16.75 lbs.	16.75 lbs.	16.75 lbs.	19.75 lbs.
Power Supply	StayCool™ all-weather resistant	StayCool™ all-weather resistant	StayCool™ all-weather resistant	StayCool™ all-weather resistant
Operating Voltage	24			
Wattage	180	180	180	220
Electricity Requirements	115 V/60 Hz			
Operating Cost	< \$.05/cycle			
Warranty	3-year pro/200-cycles prorated	3-year pro/200-cycles prorated	<b>4-years pro/300-cycle prorated</b>	<b>4-years pro/300-cycle prorated</b>