

babysoft
bouncing cradle

user guide

WARNING - Important
Keep for future reference

1

introduction

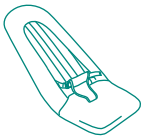
This bouncing cradle is designed for babies who cannot sit up by themselves (6 months approximately ; until 9kg).

Warning! - Do not use once baby starts to sit up unaided.

2

parts checklist

diagram



description

Fabric cover

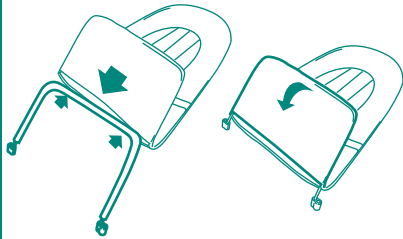
Backrest tube
(inside fabric cover)

Footrest frame

Leg tube

2 Leg wires

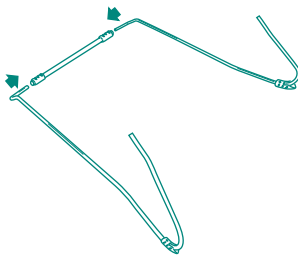
1



Slide the footrest frame inside the fabric cover as shown.

Note: The footrest should be horizontal when the cradle is assembled. Take care to ensure it is inserted into the fabric the correct way.

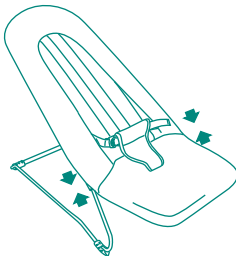
2



Locate the ends of the leg wires in the leg tube and push firmly into place.

Ensure the coloured ends of the side frames are fully inside the tubes and not visible in use.

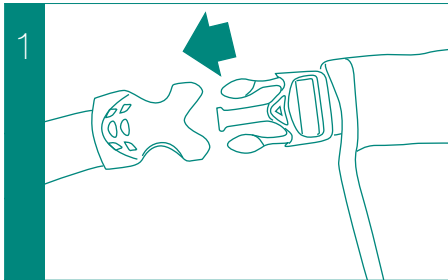
3



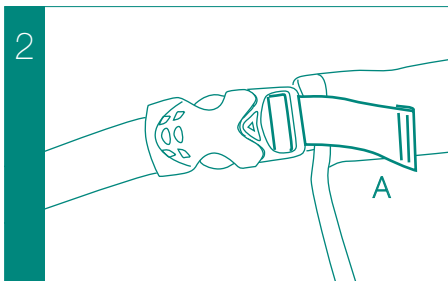
Push the ends of the leg wires through the plastic mouldings on the legrest frame.

Locate the ends inside the backrest tube and push firmly into place.

Ensure the coloured ends of the side frames are fully inside the tubes and not visible in use.



To secure your child in the harness, place the crotch strap between their legs and insert the harness prongs into the buckle, making sure the child's fingers are clear.



Adjust the strap adjuster (A) to get a snug fit around your child.

The fabric cover can be removed for cleaning.

Follow the care instructions on the back of the cover.

Ensure that all metal parts are removed from cover before washing.

Ensure the frame is correctly re-assembled before use, by following these instructions.

Regularly check that the frame remains securely assembled and that the fabric and stitching is undamaged.

- WARNING - Never leave the child unattended in the cradle.
- WARNING - It is dangerous to put this cradle on an elevated surface, such as a worktop or bed.
- Do not use near an open fire or any other kind of heater.
- Keep children away from the cradle during set-up and when not in use.
- Never use as a child restraint in a vehicle.
- Never pick the cradle up with baby in it.
- Do not use near stairs or steps.
- Ensure the safety harness is fastened and correctly adjusted at all times.
- Regularly check for loose or damaged parts and discontinue use should parts become damaged or broken.
- Do not use once the child starts to sit up unaided.
- Do not use replacement parts or accessories other than those approved by Mothercare as they may make the cradle unsafe.