

made to order quote

Whether you're buying curtains, Roman, Venetian or roller blinds, we offer a free quotation on all Made to Order window dressings. Just fill in the form below and do one of the following:

- A: Call 0845 603 1 603 – one of our trained advisors will guide you through the ordering process and answer any questions.
- B: Visit any store offering our Made to Order curtains and blinds service (see *Index page 359*).
- C: Post this completed form to the address on the reverse. You will then receive a phone call to confirm your request, answer any questions you may have and give you a quote and an order reference number.*

On the back of this form is a guide to help you take the measurements required. When ordering or requesting a quote, please supply measurements in either inches (in) or centimetres (cm) for curtains and Roman blinds clearly specifying which you are using; and in centimetres (cm) only for roller and Venetian blinds.

You can order up to 6 free sample swatches. See pages 269-272 for curtain and Roman blind fabrics and page 273 for roller blind fabrics and Venetian blind options. View the full range online.

1..... 2..... 3.....
 4..... 5..... 6.....

Your Made to Order curtains (for fabrics see Index pages 269-272 for a selection or go online for our full range)

Choice of fabric(s) Name and colour	Price band (A, B, C, D or E)	Heading type (pinch pleat – with or without buttons – or pencil pleat, or eyelet)	Eyelet colour (eyelet heading only, see Index page 269 for choice of 6 colours)	Lining type (cotton sateen, polyester/cotton sateen, thermal or blackout)	Track or pole width See guide on reverse	Drop See guide on reverse	Are curtains to be hung in same room? (please tick if yes)	Number of curtains (specify single or pairs)

Pelmets (if required)

Fabric Name and colour	Price band (A, B, C, D or E)	Heading type (pinch pleat – with or without buttons – or pencil pleat)	Width See guide on reverse	Straight pelmet drop See guide on reverse	Shaped pelmet drop (either 40cm/28cm [16in/11in] or 51cm/30cm [20in/12in])

Tie backs (if required)

Fabric Name and colour	Length [†] (59, 66, 74, 81 or 89cm/23, 26, 29, 32 or 35in)	Number of tie backs (specify single or pairs)

[†]Bear in mind how thick your curtains and lining are when choosing tie back length. All tie backs are piped.

Cushions (for fabrics see Index pages 269-272)

Choice of fabric(s) Name and colour	Price band (A, B, C, D or E)	Size (43 x 43cm/48 x 48cm/60 x 43cm; 17in x 17in/19in x 19in/24 x 19in)	Quantity

Fabric by the metre

(for fabrics see Index pages 269-272)

Choice of fabric(s) Name and colour	Price band (A, B, C, D or E)	Quantity (in metres)

Roman blinds (for fabrics see Index pages 269-272)

Choice of fabric(s) Name and colour	Price band (A, B, C, D or E)	Lining type	Width See guide on reverse [†]	Drop See guide on reverse [†]	Control side (left or right hand control)	Metal pull (brass-effect or silver-effect)	Are blinds to be hung in same room? (please tick if yes)	Quantity

Roller blinds (see Index page 273)

Choice of fabric(s) Name and colour	Price band (A, B, C or D)	Width (cm) See guide on reverse [†]	Drop (cm) See guide on reverse [†]	Choice of accessory (see the full range online)	Choice of control chain (nickel, white or gold-effect)	Control chain position (right or left hand control)	Are blinds to be hung in same room? (please tick if yes)	Quantity

Venetian blinds (see Index page 273)

Choice of design Name and material	Width (cm) See guide on reverse [†]	Drop (cm) See guide on reverse [†]	Slat width (mm) (see Index page 273 for choice of widths)	Pull cord (left or right-hand or split control)	Quantity

[†]Please specify whether blinds are to be hung inside or outside the window recess

Your details: Name:
 Address:
Postcode:.....
 Telephone (Home): (Mobile)

* You will receive a call within 2 working days of us receiving your form with your quote. (This may be up to 10 days from the date posted.) On receipt of your quote you must place your order within 7 days for the quote to remain valid. If you wish to order after this period, you must call to get a new quote as they are subject to change. Delivery charges apply for Northern Ireland and the Isle of Man. **AUCAT1**

MOISTEN, FOLD AND SEAL

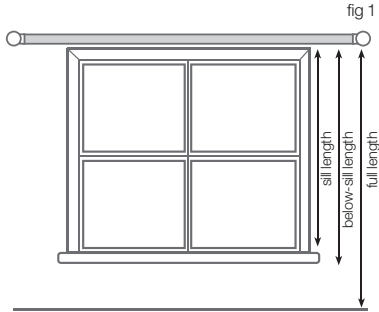
TEAR ALONG PERFORATION

MOISTEN, FOLD AND SEAL

curtains

width

- Measure the track or pole, not the window.
- **For tracks:** measure the width from end to end. If the track overlaps in the middle, measure each track and combine the dimensions for an overall width.
- **For poles:** measure between the finials.



length

measure from:

- **For tracks:** measure from the top of the track so that it will be hidden by the curtains.
- **For poles:** measure from the bottom of the curtain ring so that the pole will be seen above the curtains. For eyelet curtains, measure from the top of the pole and add 4cm (1½in).

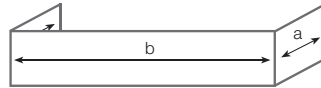
measure to:

- **For tracks and poles:** measure to 1 cm (½in) above the sill for sill length; to the required length for below-sill length; and 1 cm (½in) above the floor for floor length (see diagram, left).

pelmet

width

- To find out the total width of the pelmet, measure the distance from the wall to the front of the pelmet track (a), double it and add it to the width of the pelmet track (b).



drop

- The ideal drop for a straight pelmet is one sixth of the overall length of the curtains but can be anything you choose between 25cm (10in) and 36cm (14in).
- If you want a shaped pelmet, we offer two choices: side length 40cm (16in) by centre length 28 (11in) or side length 51 cm (20in) by centre length 30cm (12in).

blinds

inside a window recess

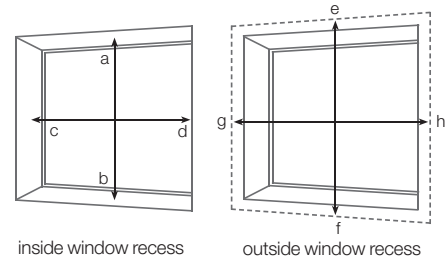
Make sure that the recess is not obstructed in any way and is at least 7.5cm (3in) deep to accommodate the operating mechanism.

- Measure the drop from the top to the bottom of the recess (a-b).
- Measure the width of the recess (c-d), and check above and below this line to give the narrowest measurement. For Roman blinds only, reduce the width measurement by 1.5cm (½in) to allow the blind to fit in the recess.

outside a window recess

Decide how far you want the blind to overlap the recess. This is generally a minimum of 5cm (2in) on all sides.

- Measure the drop from the top to the bottom of the window plus the overlap (e-f).
- Measure the width plus the overlap (g-h).



Made from 100% recycled post-consumer waste

Business Reply Plus
Licence Number
RRKR-YJXL-JCUJ



Made to Order Curtains
Marks & Spencer
PO Box 288
WARRINGTON
Cheshire
WA5 7WZ