

CARP Login Help

What is CARP?

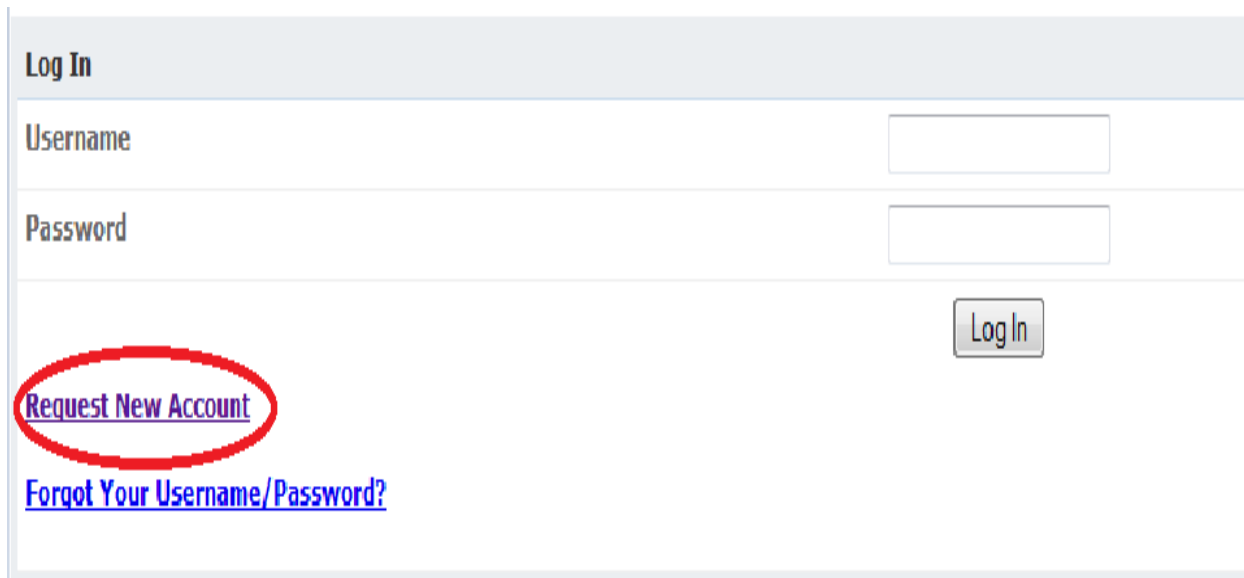
CARP is Amazon's on-line booking request portal. In December 2012, we launched the ability for vendors to edit their appointment requests via CARP. This means CARP is now more flexible. CARP Edit functionality allows vendors to request modifications such as:

- The appointment date and times
- The load type (palletised or non-palletised)
- The number of pallets, cartons and units
- Inform Amazon of any delays in the delivery due to transportation issues and request re- arrangement of the slot.

How to set up a new CARP Account?

Vendors and Carriers can request an account by logging onto the website <http://transportation.amazon.co.uk> and following the simple steps below.

1. Click on the link "Request New Account"



Log In

Username


Password

Log In


[Request New Account](#)

[Forgot Your Username/Password?](#)


2. Select 'Vendor' or 'Carrier' radio button as applicable.

Request New Account	
	<input checked="" type="radio"/> Carrier <input type="radio"/> Vendor
First Name:	<input type="text"/>
Last Name	<input type="text"/>
Email Address	<input type="text"/>
Confirm Email Address	<input type="text"/>
Telephone number	<input type="text"/>
Username	<input type="text"/>
Password	<input type="text"/>
Confirm Password	<input type="text"/>
Type the characters you see in the image	
Image	
Type Characters	<input type="text"/>
<input type="checkbox"/> Please 'Check' the Terms and Conditions	
<input type="button" value="Request New Account"/>	


3. If you select 'Carrier', you will have to fill in the details given in the below form.

Request New Account	
	<input checked="" type="radio"/> Carrier <input type="radio"/> Vendor
First Name:	<input type="text"/>
Last Name	<input type="text"/>
Standard Carrier Alpha Code	<input type="text"/> ?
Email Address	<input type="text"/>
Confirm Email Address	<input type="text"/>
Telephone number	<input type="text"/>
Username	<input type="text"/>
Password	<input type="text"/>
Confirm Password	<input type="text"/>
Type the characters you see in the image	
Image	
Type Characters	<input type="text"/>
<input type="checkbox"/> Please 'Check' the Terms and Conditions	
<input type="button" value="Request New Account"/>	

4. If you select 'Vendor', you will have to fill in the details given in the below form.

Request New Account	
	<input type="radio"/> Carrier <input checked="" type="radio"/> Vendor
First Name:	<input type="text"/>
Last Name	<input type="text"/>
Vendor Code	<input type="text"/> ?
Email Address	<input type="text"/>
Confirm Email Address	<input type="text"/>
Telephone number	<input type="text"/>
Username	<input type="text"/>
Password	<input type="text"/>
Confirm Password	<input type="text"/>
Type the characters you see in the image	
Image	
Type Characters	<input type="text"/>
<input type="checkbox"/> Please 'Check' the Terms and Conditions	
<input type="button" value="Request New Account"/>	

5. If your SCAC (for Carrier) or Vendor code (for Vendor) is not registered with Amazon, you will have to fill in additional details as shown below.

Request New Account	
	<input type="radio"/> Carrier <input checked="" type="radio"/> Vendor
First Name:	<input type="text" value="pawan"/>
Last Name	<input type="text" value="sak"/>
Vendor Code	<input type="text"/> ?
Email Address	<input type="text" value="pawans@amazon.com"/>
Confirm Email Address	<input type="text" value="pawans@amazon.com"/>
Telephone number	<input type="text" value="939849484"/>
Username	<input type="text" value="pawan.sak"/>
Password	<input type="text"/>
Confirm Password	<input type="text"/>
PO Number	<input type="text"/> ?
Your Company Name	<input type="text"/>
Fax Number	<input type="text"/>
Type the characters you see in the image	
Image	
Type Characters	<input type="text"/>
<input checked="" type="checkbox"/> Please 'Check' the Terms and Conditions	
<input type="button" value="Request New Account"/>	

6. Once all the details are accurately filled, click on 'Request New Account' tab. Account will be created and you will receive a confirmation email within few minutes.