



www.apple.com


User's Guide

A guide to documentation
for your iMac

034-0647-A
Printed in U.S.A.

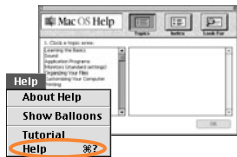
Most of the documentation for your computer is online. This includes

- the Mac OS Info Center
- the Mac OS Tutorial
- Mac OS Help



Learning the Basics

If you're new to the Macintosh, you may want to go through the Mac OS Tutorial to learn basic Macintosh skills. To do this, move the mouse so the tip of the arrow is on Help at the top of the screen. Press and hold down the mouse button. In the list that appears, move the arrow until "Tutorial" is highlighted, then release the button. Follow the onscreen instructions.



Getting Help


If you experience a problem or need help while using the Mac OS, open the Help menu and choose Help.



Registering Your Computer

In most countries, you can register your computer and other Apple products using the World Wide Web. First you must connect a phone line to your modem and enter information in the Internet Setup Assistant. Then double-click the "Register with Apple" icon on the desktop and follow the onscreen instructions. To register your Apple products online in the future, open the Apple Extras folder on your hard disk, double-click the "Register with Apple" icon, and follow the onscreen instructions.

To register through the mail, use the registration card that came with your computer.




Using Your iMac

For information about using your computer, double-click the Mac OS Info Center icon on the desktop, then click Tell Me About My Computer.

Installing Memory

To learn how to install additional memory in your computer, double-click the Mac OS Info Center icon on the desktop, then click Tell Me About My Computer. In the list of topics, click "Installing Additional Memory."



Connecting Equipment

To learn how to connect equipment, such as a printer, to your computer, double-click the Mac OS Info Center icon on the desktop, then click Tell Me About My Computer. In the list of topics, click "Connecting Additional Equipment."

Transferring Information

To find out how you can transfer information between computers, double-click the Mac OS Info Center icon on the desktop, then click Tell Me About My Computer. In the list of topics, click "Transferring and Exchanging Information With Other Computers."

