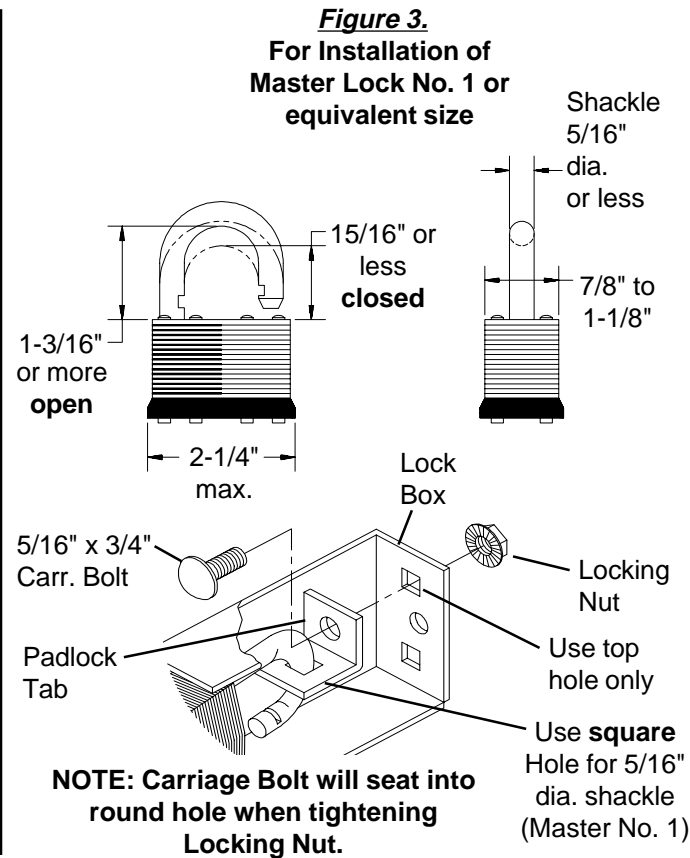
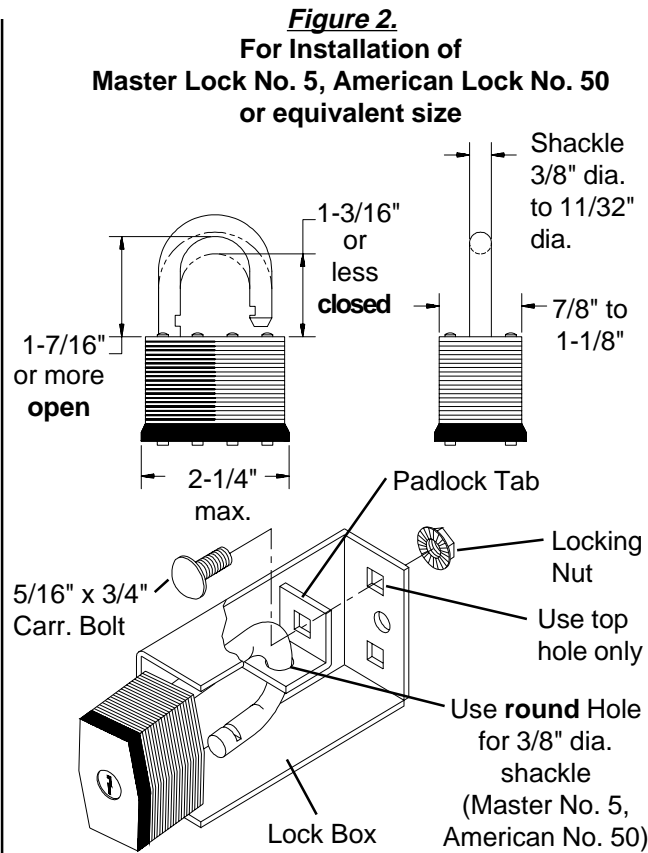
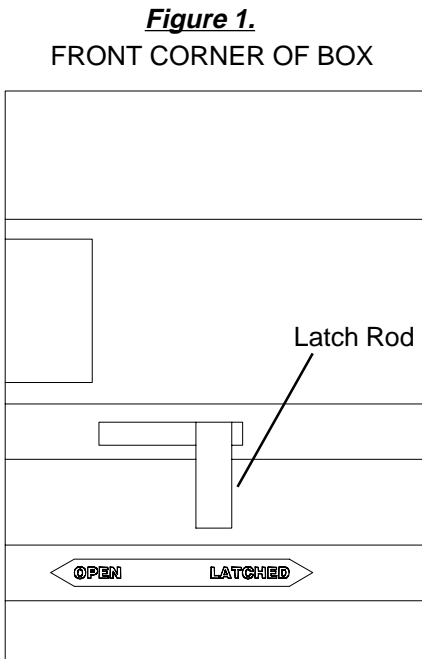


# INSTALLATION INSTRUCTIONS WATCHMAN® IV Lock System

**TOOL REQUIRED** - Ratchet Wrench with 1/2" Socket or 1/2" Combination Wrench

**NOTE:** This lock system is designed to be used with a Master Lock® No. 1, Master Lock No. 5 or American Lock® No. 50, or an equivalent sized lock. If you are using a padlock not listed above, it is your responsibility to make sure the lock mechanism is working correctly. Padlocks must meet ALL requirements listed in Figure 2 or Figure 3.

1. Unbolt the padlock tab using a 1/2" socket or wrench. Place the Latch Rod in "LATCHED" position as shown in Figure 1. Install 5/16" x 3/4" Carriage Bolt into correct hole in Padlock Tab, install Padlock shackle into Padlock tab then secure to Lock Box using Locking Nut. See Figure 2 or 3.



## TEST THE FUNCTION OF YOUR PADLOCK

(If you have installed one of the padlocks listed above per the instructions, you do not have to perform this test.)

2. Before locking the padlock, open cover and slide Latch Rod into "OPEN" position. If you are **unable** to move Latch Rod fully to "OPEN" position, the lock you have installed is not acceptable for use, see note above.

3. Close the cover, move Latch Rod to "LATCHED" position. Lock padlock and try to move the Latch Rod to "OPEN" position and open the cover. If you are **able** to move Latch Rod fully to "OPEN" position and open the cover, the lock you have installed is not acceptable for use, see note above.

If you have any questions, or need to replace this decal, please give us a call. **Call Toll Free 1-800-456-7865**

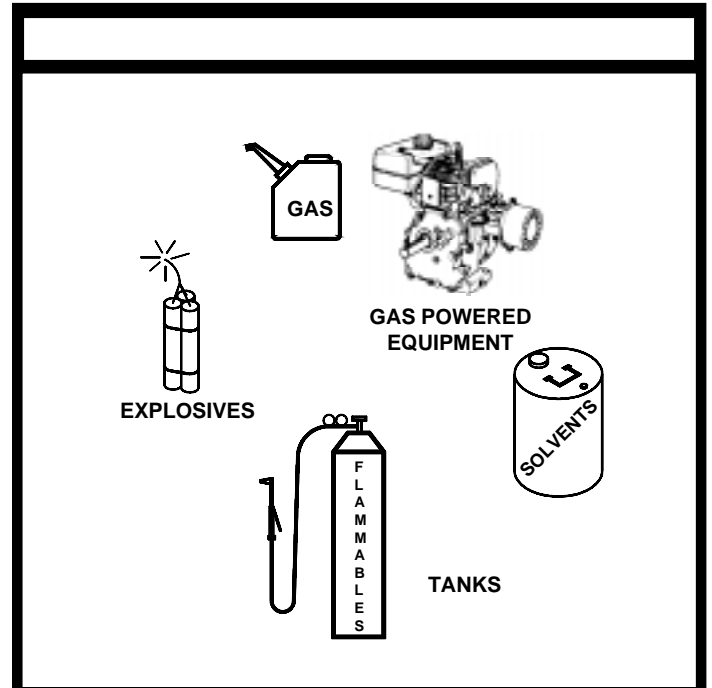
KNAACK® products are protected by one or more of the following patents or trademarks: U.S. - 945736, 4288134, 4290281, 4383721, 5076078, 1182980, 1182981, 1182982, 1182983, 1266140, 1517767, 1560477, 1897535, 260062, 2290111; Canada - 1176681, 280058, 280798, 281398, 283281; U.K. - 2172510, 2233036, 1390299, 1392022; Australia - 754069, 754070; N.Z. - 296048, 296050; other patents pending.



**KNAACK MANUFACTURING COMPANY**  
420 E. TERRA COTTA AVENUE - CRYSTAL LAKE, ILLINOIS, USA 60014 815-459-6020

© 2000 Knaack Manufacturing Company

Rev. A 10/00 Part No. 14-0008



- Do not put fuels, flammables, explosives or hazardous materials inside these products.
- Gasoline, solvents, gun powder or other munitions, dynamite, propane, acetylene or other such products can explode if stored inside these products.
- Use these products **ONLY** for storing and transporting electric or hand tools and equipment, and other similar materials.
- Failure to follow these warnings or modification or other uses of these products could result in death, serious injury or property damage.

**DO NOT PAINT OVER OR REMOVE THIS DECAL**

- NOTICE -

Any modification or unintended use of this product shall immediately void all manufacturers warranties. Manufacturer disclaims all liability for injuries to persons or property resulting from any modification to, or unintended use of this product.

\* Master Lock® is a U.S. registered trademark of Master Lock Company.  
American Lock® is a U.S. registered trademark of American Lock Company.

**⚠ DANGER**

