

6320-150-B Clothes Closet ©2011 Whitmor, Inc.



A 4 ea
Corner support



B 1 ea
35.38" Clothes rod



C 4 ea
31.5" Male frame tube



D 4 ea
35.38" Frame tube



E 4 ea
31.38" Frame tube



F 1 ea
Cover



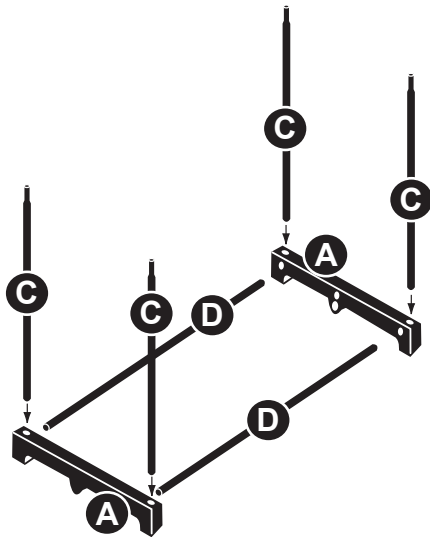
G 1 ea
Center spring support

Assembly Time:
Less than 1 hour.

This product's intended use is for storing clothes.

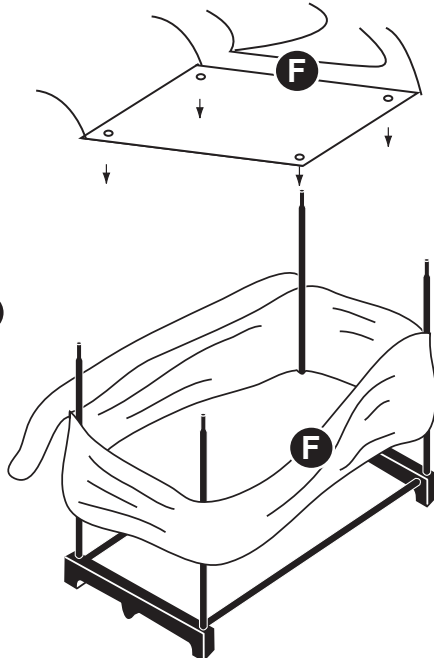
Tools Needed: No tools required.

Note: All metal parts must be inserted firmly and completely into the plastic parts.



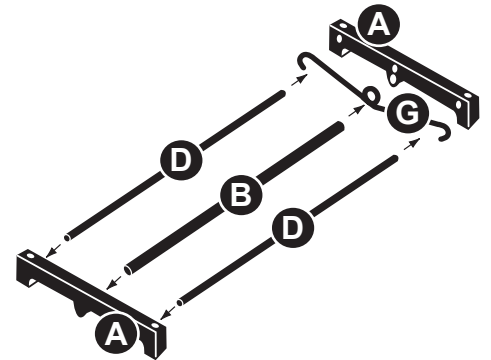
STEP 1. To assemble the lower frame, insert two frame tubes (D) into corner support (A). Insert four male frame tubes (C) into holes in top of corner support.

Note: For easier assembly, unzip cover before installing.

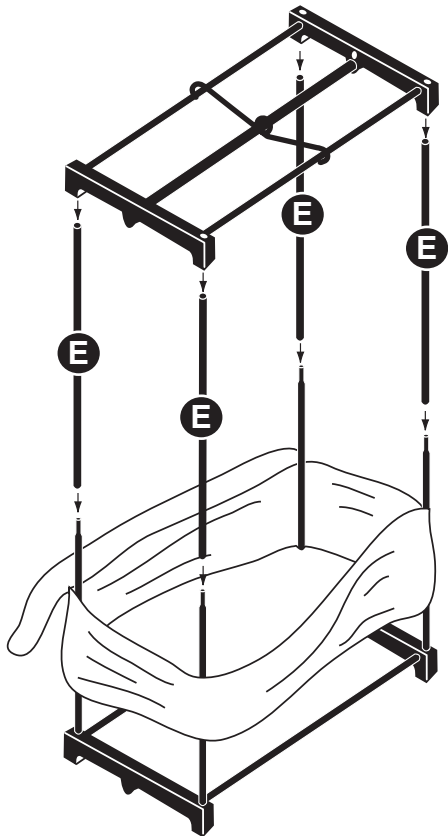


STEP 2. Unzip zipper on cover (F) and carefully fit holes in bottom of cover over the male frame tubes. Slide cover halfway down and carefully lay the cover back making sure the tops of male frame tubes are exposed.

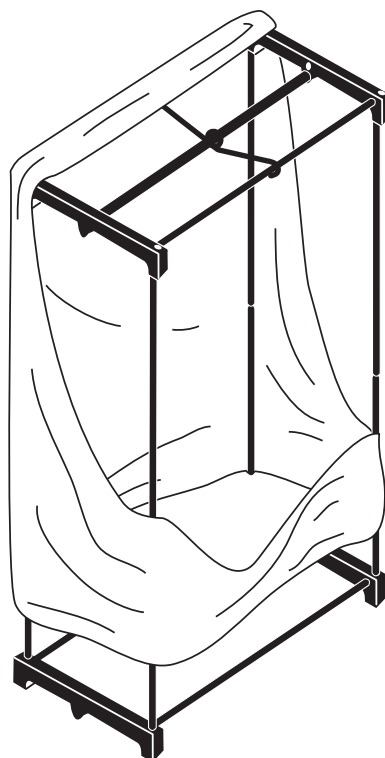
Note: Closet rod (B) is wider in diameter than frame tubes (D).



STEP 3. To assemble top of frame, slide center spring support (G) onto clothes rod (B). Insert two frame tubes (D) and the clothes rod (B) into the two remaining corner supports (A) with center spring support hooked around horizontal frame tubes (D). The clothes rod goes into the larger, lower center hole of corner support.



STEP 4. Complete assembly by placing remaining four frame tubes (E) onto male frame tubes (C). Place assembled upper section (assembled in step 3) onto end of frame tubes.



STEP 5. Lift cover up over the top of the frame, carefully fitting the corners of the cover over the top corners of the frame. Slide the bottom of the cover downwards evenly to the base of the frame.

Note: Although your clothes closet can be assembled by one person, it is recommended that two people install the cover.

Part	Reference
A	F6508
B	F6509
C	F6510
D	F6511
E	F6512
F	F7220
G	F6951

MADE IN CHINA



8680 Swinnea Road • Suite 103 • Southaven, MS • 38671

NEED HELP? For help with assembly, or if you are missing a part, please call Whitmor's Customer Service Department, 1-888-944-8667 between 8 a.m. and 4:30 p.m. (Central Standard Time) Monday through Friday. Or email: help@whitmor.com. Visit us online at www.whitmor.com