



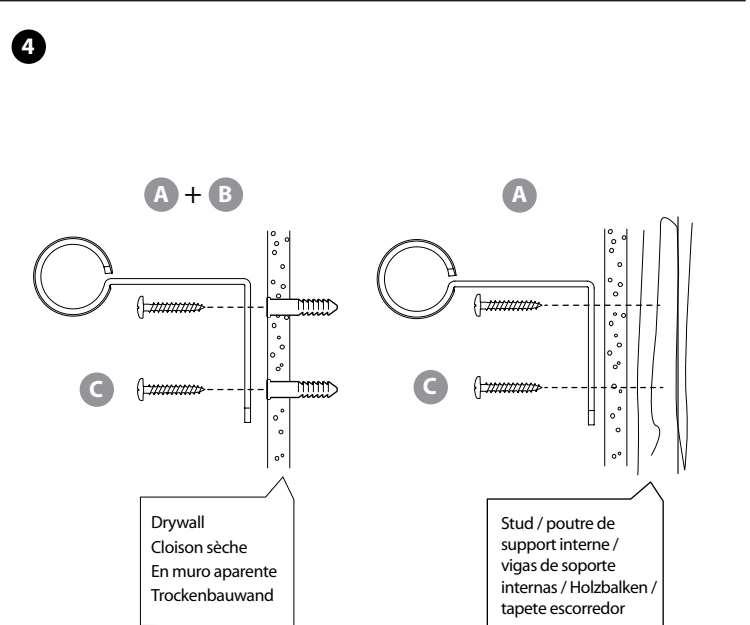
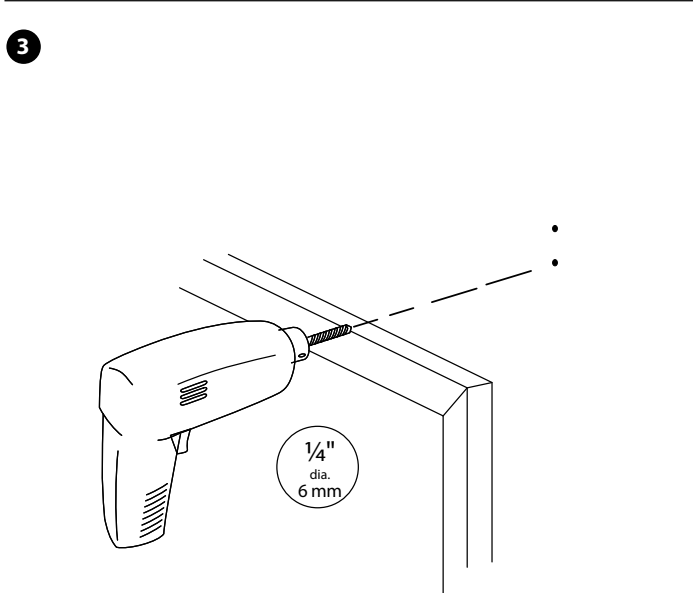
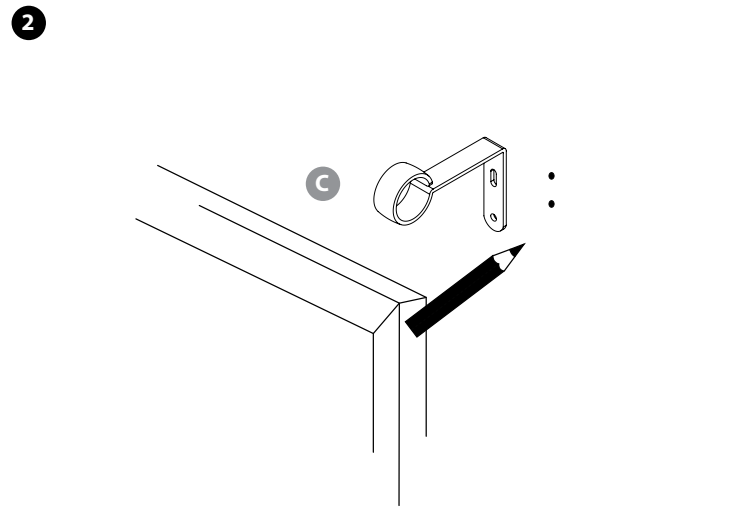
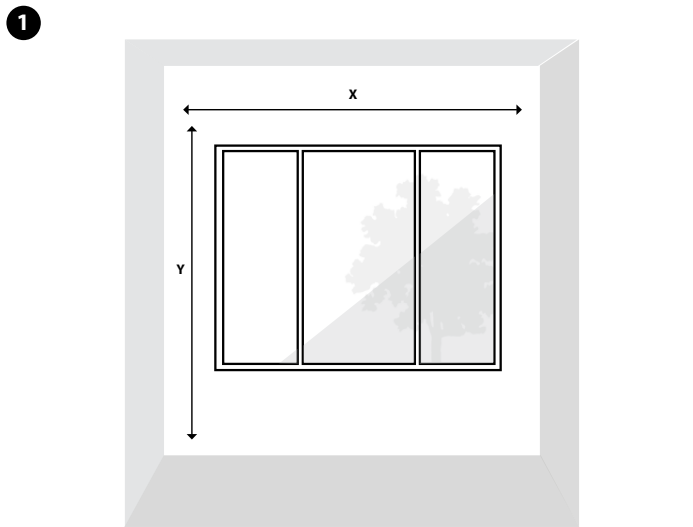
**SINGLE (LONG)**

**ROD SET INSTRUCTIONS**

36-68, 42-120, 44-120, 66-120, 77-120, 88-120, 72-144, 88-144, 120-170, 120-180 IN  
(91-172, 107-304, 112-304, 168-304, 195-304, 224-304, 183-366, 224-366, 304-431, 304-457 cm)

Diagram showing parts A (screw), B (washer), C (hook), D (rod), E (rod), and F (rod) with quantities: A x6, B x6, C x3, D x3, E x3, F x3. Tools shown include a pencil, a power drill, and a screwdriver. A callout indicates a 1/4" dia. 6 mm drill bit.

You will need / Vous aurez besoin / Se requiere / Sie brauchen / você precisará de





**SINGLE (LONG)**

**ROD SET INSTRUCTIONS**

36-68, 42-120, 44-120, 66-120, 77-120, 88-120, 72-144, 88-144, 120-170, 120-180 IN  
(91-172, 107-304, 112-304, 168-304, 195-304, 224-304, 183-366, 224-366, 304-431, 304-457 cm)

**MODE D'EMPLOI TRINGLE SIMPLE**

**INSTRUCCIONES PARA UNA VARILLA INDIVIDUAL**

**MONTAGEANLEITUNG**

**GARDINENSTANGE SET (EINFACH), KURZ**

**CONJUNTO DE VARÃO, CURTO**

**Umbra.com**

**EN Care Instructions:** Clean with a soft cloth. Do not use abrasive cleaning agents, solvents or polishes.

**FR Instructions d'entretien :** Nettoyez avec un chiffon doux et humide. N'utilisez pas de produits nettoyants abrasifs, de solvants ou de produits à polir.

**ES Instrucciones para el mantenimiento**  
Limpie con un paño suave. No utilice limpiadores abrasivos, solventes o pulidores.

**DE Pflegehinweise:** Reinigung mit einem weichen Tuch. Verwenden Sie keine scheuernden Reinigungsmittel, Lösungsmittel oder Reiniger.

**PT Instruções de limpeza:** Limpar com um pano macio. Não utilizar agentes abrasivos, solventes ou polidores.

