



**High Power Vibrating
Massage Belt**



Model: AB-750

**Please read these instructions before use and keep for
future reference.**

Safety Instructions _____	1
Parts Identification _____	2
Remote _____	3
Operating Instructions _____	4
Maintenance & Storage _____	5
Specifications _____	5


When using an electrical appliance, basic precautions should always be followed, including the following:

1. An appliance should never be left unattended when plugged in. Unplug from outlet when not in use and before putting on or taking off parts.
2. Do not operate under blanket or pillow. Excessive heating can occur and cause fire, electric shock, or injury to persons.
3. Close supervision is necessary when this appliance is used by, on, or near children, invalids, or disabled persons.
4. Use this appliance only for its intended use as described in this manual. Do not use attachments not recommended by the manufacturer.
5. Never operate this appliance if it has a damaged cord or plug. If it is not working properly, if it has been dropped or damaged, or dropped into water. Contact Sunpentown for examination and repair.
6. Do not carry or drag this appliance by the power cord.
7. Keep the cord away from heated surfaces.
8. Do not use outdoors. This unit is for household use only.
9. To disconnect, turn all controls to the off position, then remove plug from the outlet.
10. Do not use within one hour before or after a meal.
11. Keep each session under 30 minutes.
12. **THIS UNIT IS NOT A MEDICAL DEVICE.**

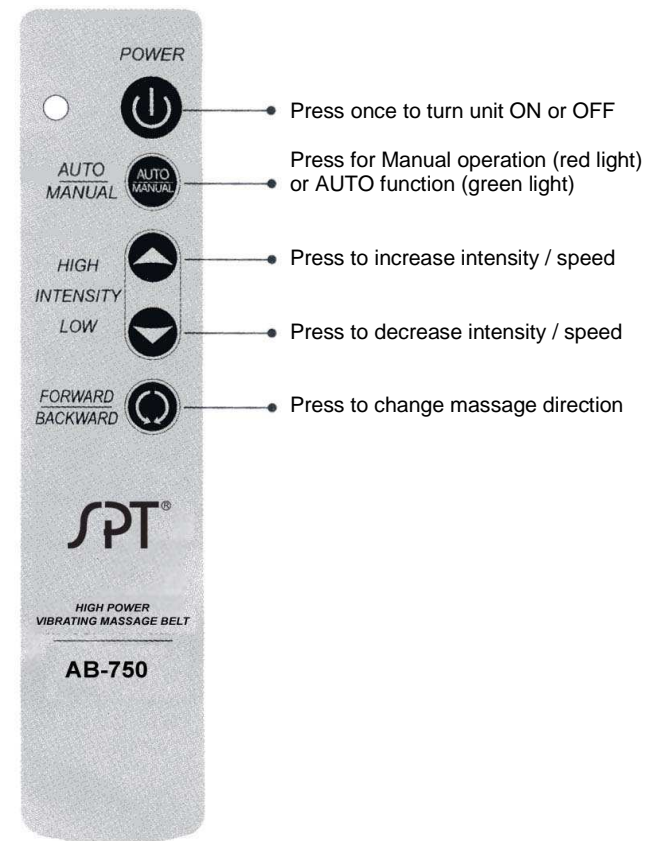
If you have the following conditions, please consult with your physician before using the unit.

1. Pregnant women or individuals who have undergone surgery and have inflamed or unhealed wounds.
2. Person who currently has an acute disease; has a history of heart problems; or has bone fractures that not healed completely; and other abnormal health conditions.
3. While using this unit, if you start to feel dizzy, lightheaded or uncomfortable, please stop the unit at once and consult your physician. Do not continue use until you have the permission of your doctor.

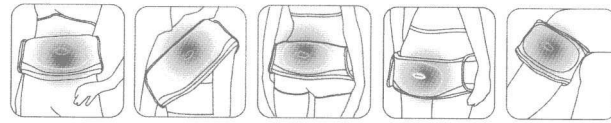
SAVE THESE INSTRUCTIONS



1. Main belt massager unit
2. Remote control
3. Adapter
4. Power cord
5. Extension belt



This unique wrap around belt is equipped with powerful motors to relax muscles and relieve strain. It is comfortable and suitable to use on various parts of the body, such as arm, waist, hip and thigh.



1. Connect adapter to unit and connect power cord to adapter.
2. Connect power cord to power source.
3. Strap belt around desired body part. Use the extension belt if needed.
4. Press the POWER button to begin. Unit will automatically begin in Auto function. To switch to Manual, press the Auto/Manual button once.
5. To turn off, press Power button again.

NOTE: Each session operates for 10 minutes and unit will shut-off automatically.

AUTO Function

Unit automatically switches between levels of intensity and direction.

- Numbers below indicate the intensity levels of 1 to 5
- Each → represents change of direction

(20 sec) 1-2-1 → (20 sec) 1-2-1 → (50 sec) 1-2-1-2-1-2-1-2-1 → (50 sec) 1-2-1-2-1-2-1-2-1 → (70 sec) 2-3-4-3-2-3-4-3-2-3-4-3-2-3-4-3-2-3-4-3-2 → (70 sec) 2-3-4-3-2-3-4-3-2-3-4-3-2-3-4-3-2 → (45 sec) 1-2-3-2-1-2-3-2-1-2-1 → (45 sec) 1-2-3-2-1-2-3-2-1-2-1 → (50 sec) 2-3-4-5-4-3-2-3-4-3-2-3-4-5-4-3-2 → (50 sec) 2-3-4-5-4-3-2-3-4-3-2-3-4-5-4-3-2 → (20 sec) 1-2-1 → (20 sec) 1-2-1

Note: In Auto, intensity levels cannot be changed. The ▲ and ▼ buttons are not valid.

MANUAL Function

- In Manual, you can choose from 5 levels of intensity. Press the ▲ and ▼ buttons to change intensity level.
- To change direction, press the ↻ button.

NOTE: when changing directions, there will be a 3 second pause. This is normal.

MAINTENANCE & STORAGE

Turn power off and unplug from power source before maintenance.

- The belt cannot be washed. Do not spray water or immerse unit or any parts of it in water or any other type of liquid.
- To clean, wipe the belt with damp cloth.
- For storage, it is suggested to place unit back in its original packaging and store in a cool, dry place.

Rated voltage	24V
Rated power	28W
Unit dimension (L x W)	28.25 x 6.75 in.
Extension belt (L x W)	22 x 6 in.
Package dimension (L x W x H)	11 x 5.75 x 9.5 in.
Net weight (main belt only)	2.6 lbs
Gross weight	5 lbs



Your Guarantee

If this product is found to be faulty as a result of faulty materials or workmanship within one year from date of purchase, it will be repaired free of charge.

This guarantee is subject to the following terms:

- Sunpentown must be notified of the fault.
- Proof of purchase must be presented to Sunpentown's nominated representative.
- The warranty will be void if the product is modified, misused or repaired by an unauthorized person.
- The warranty after repair will not be extended beyond the original one-year period.
- All replacement parts will be new or reconditioned.
- Parts, which are replaced, become the property of Sunpentown.
- The warranty applies for the use of the product in the USA only.

What is NOT COVERED:

- Warranty does not include freight charges.
- Incidental or consequential damage caused by possible defects with this product.
- Damage to product caused by improper power supply voltage, accident, fire, floods or acts of nature.
- Failure of product resulting from unauthorized modifications to the product.
- Improper installation or failure to perform the necessary maintenance.

This GUARANTEE is in addition to your Statutory Rights

SUNPENTOWN INTERNATIONAL INC.
21415 Baker Parkway, City of Industry, CA 91789-5236
Tel: 909-468-5288 · Fax: 909-468-5279
service@sunpentown.com
www.sunpentown.com