

Product Datasheet

WDR74 Antibody NBP1-77140

Unit Size: 0.1 mg

Store at 4C short term. Aliquot and store at -20C long term. Avoid freeze-thaw cycles.

www.novusbio.com



technical@novusbio.com

Protocols, Publications, Related Products, Reviews, Research Tools and Images at:
www.novusbio.com/NBP1-77140

Updated 8/18/2016 v.20.1

Earn rewards for product
reviews and publications.

Submit a publication at www.novusbio.com/publications

Submit a review at www.novusbio.com/reviews/destination/NBP1-77140



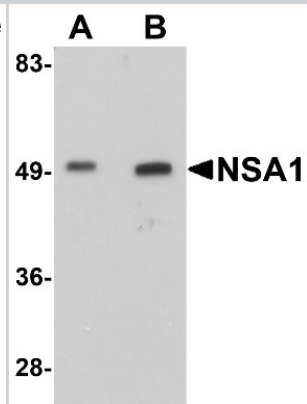
NBP1-77140

WDR74 Antibody

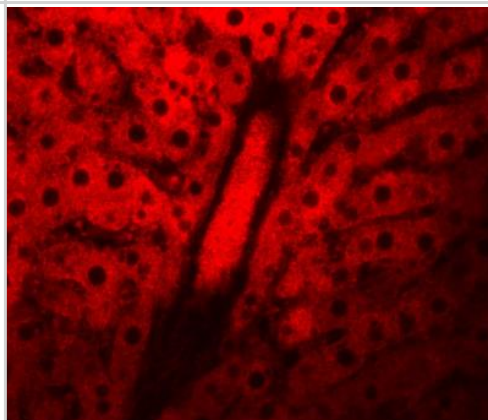
Product Information	
Unit Size	0.1 mg
Concentration	1 mg/ml
Storage	Store at 4C short term. Aliquot and store at -20C long term. Avoid freeze-thaw cycles.
Clonality	Polyclonal
Preservative	0.02% Sodium Azide
Purity	Immunogen affinity purified
Buffer	PBS
Product Description	
Host	Rabbit
Gene ID	54663
Gene Symbol	WDR74
Species	Human, Mouse, Rat
Reactivity Notes	Human, Mouse, Rat
Immunogen	Antibody was raised against an 18 amino acid peptide near the carboxy terminus of human NSA1
Product Application Details	
Applications	Western Blot, ELISA, Immunocytochemistry/Immunofluorescence, Immunohistochemistry, Immunohistochemistry-Paraffin
Recommended Dilutions	Western Blot 1:100-1:2000, ELISA 1:100-1:2000, Immunohistochemistry 1:10-1:500, Immunocytochemistry/Immunofluorescence 20 ug/ml, Immunohistochemistry-Paraffin 1:10-1:500

Images

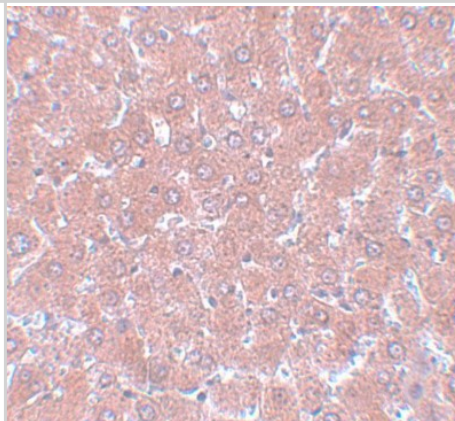
Western Blot: WDR74 Antibody [NBP1-77140] - Mouse liver tissue lysate with NSA1 antibody at (A) 1 and (B) 2 ug/mL.



Immunocytochemistry/Immunofluorescence: WDR74 Antibody [NBP1-77140] - Immunofluorescence of NSA1 in rat liver tissue with NSA1 antibody at 20 ug/mL.



Immunohistochemistry-Paraffin: WDR74 Antibody [NBP1-77140] - Rat liver tissue with NSA1 antibody at 5 ug/mL.





Novus Biologicals USA

8100 Southpark Way, A-8
Littleton, CO 80120
USA
Phone: 303.730.1950
Toll Free: 1.888.506.6887
Fax: 303.730.1966
novus@novusbio.com

Novus Biologicals Canada

461 North Service Road West, Unit B37
Oakville, ON L6M 2V5
Canada
Phone: 905.827.6400
Toll Free: 855.668.8722
Fax: 905.827.6402
canada@novusbio.com

Novus Biologicals Europe

19 Barton Lane
Abingdon Science Park
Abingdon, OX14 3NB, United Kingdom
Phone: (44) (0) 1235 529449
Free Phone: 0800 37 34 15
Fax: (44) (0) 1235 533420
info@bio-techne.com

General Contact Information

www.novusbio.com
Technical Support: technical@novusbio.com
Orders: orders@novusbio.com
General: novus@novusbio.com

Products Related to NBP1-77140

NBP1-77140PEP	WDR74 Peptide
HAF008	Goat anti-Rabbit IgG Secondary Antibody [HRP (Horseradish Peroxidase)]
NBP1-75297	Goat anti-Rabbit IgG (H+L) Secondary Antibody [HRP]
NBP2-38411PEP	WDR74 Recombinant Protein Antigen

Limitations

This product is for research use only and is not approved for use in humans or in clinical diagnosis. Primary Antibodies are guaranteed for 1 year from date of receipt.

For more information on our 100% guarantee, please visit www.novusbio.com/guarantee

Earn gift cards/discounts by submitting a review: www.novusbio.com/reviews/submit/NBP1-77140

Earn gift cards/discounts by submitting a publication using this product:
www.novusbio.com/publications

