

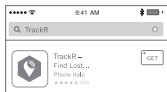


Compatible devices: iPhone 4s & later, iPad 3rd generation & later, and Android 4.4 & later.

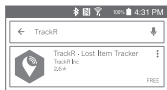
For detailed instructions visit: www.thetrackr.com/setup

1

Search the App Store or Google Play for "TrackR". On iOS, tap on the "Get" button or Cloud icon. On Android, tap on the TrackR logo, then tap "Install" and tap "Accept" to allow TrackR access to your settings.



App Store



Google Play

2

Turn on Bluetooth. For best results, ensure your phone's Bluetooth is turned ON at all times.



3

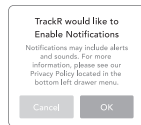
Open the TrackR app from your phone's home screen.

4

Click "OK" for all pop-up permission requests. On iOS you will accept: Location, Notifications, Apple Music, Bluetooth and Media Library (iOS 10.0.0+ devices only). On Android you will accept Notifications.



Apple iOS



Android

5

After accepting all permission requests, tap "Start" (iOS) or "Next" (Android) in the bottom right hand corner. Then follow the on-screen prompts to pair your first TrackR device! Note: You must pair the TrackR device through the app and not directly through your Bluetooth settings

TIPS TO GET THE MOST OUT OF YOUR TRACKR DEVICE

- Keep the app running in the background of your phone at all times with Bluetooth ON and Location Services ON. Doing this allows you to see where you last had your item if you misplace it.
- On iOS, do not double tap the home button then swipe up on the TrackR app. This will close the app. Bring the app to the forefront of your phone once every 3 days.
- On Android, do not force stop the app out from the Application Manager app.
- Keep Bluetooth, location services and cellular data/Wi-Fi on at all times.

Questions? Visit our tech support forum at www.thetrackr.com/support or contact us at support@thetrackr.com

Learn more about TrackR
at <http://www.thetrackr.com>

TO REPLACE BATTERY:

1. Twist the back of the device to reveal the battery
2. Replace battery
3. Affix the back of the device and twist to close

WARNING: CHOKING HAZARD - Small Parts. Not for children under 3 years.

1. Install only new battery of the same type in your product.
2. Failure to insert battery in the correct polarity, as indicated in the battery compartment, may shorten the life of the battery or cause battery to leak.
3. Do not dispose of batteries in fire.
4. Batteries cannot be disposed with normal household waste. Please inform yourself about the local rules on separate collection of batteries because correct disposal helps to prevent negative consequences for the environmental and human health.

WARNING: Changes or modification to this unit not expressly approved by the party responsible for compliance could void the user's authority to operate the equipment.

NOTE: This equipment has been tested and found to comply with the limits for a Class B digital device, pursuant to Part 15 of the FCC Rules. These limits are designed to provide reasonable protection against harmful interference in a residential installation. This equipment generates 2.4 to 2.485 GHz using low power Bluetooth radio frequency energy and, if not installed and used in accordance with the instructions, may cause harmful interference to radio communications. Connectivity: Bluetooth 4.0 (Bluetooth Low Energy) - Bluetooth Class: 2. Range: Bluetooth Range 100 feet. However, there is no guarantee that interference will not occur in a particular installation. If this equipment does cause harmful interference to radio or television reception, which can be determined by turning the equipment off and on, the user is encouraged to try

to correct the interference by one or more of the following measures:

- Reorient or relocate the receiving antenna.
- Increase the separation between the equipment and receiver.
- Connect the equipment into an outlet on a circuit different from that to which the receiver is connected. Consult the dealer or an experienced radio/TV technician for help.

TrackR is covered with a limited 1 year warranty. You can read the terms of the warranty at <http://www.thetrackr.com/warranty>.

Herby, TrackR, Inc. declares that this TrackR pixel M/N U16-C0359 is in conformity with the RED Directive 2014/53/EU. A copy of the EU Declaration of Conformity is available at www.thetrackr.com/eu Manufactured by: TrackR, Inc. 19 West Carrillo Street, Santa Barbara CA 93101 USA

