To log-in to ClubChefman.com follow the below steps:

1. Enter www.clubchefman.com into your web browser.
2. Click on "Sign Up Now".
3. Fill in the required information as prompted.
   NOTE: "Place of Purchase" refers to the store at which you purchased your product.
4. Sign in using your User Name and Password.

CLUB CHEFMAN ACCESS CODE: 2131551

CHEFMAN

WARRANTY:

1 year limited warranty.
Register your product at **chefman.com/product-registration/**

For questions, comments or warranty info email us at customerservice@chefman.com or call us at 888.315.6553

MODEL: RJ47-D-S

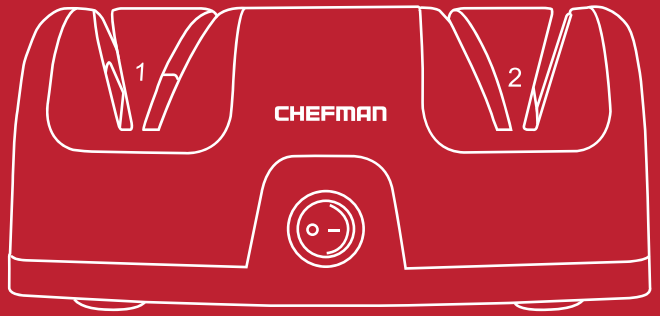

ELECTRIC KNIFE SHARPENER

USER GUIDE

FEATURES

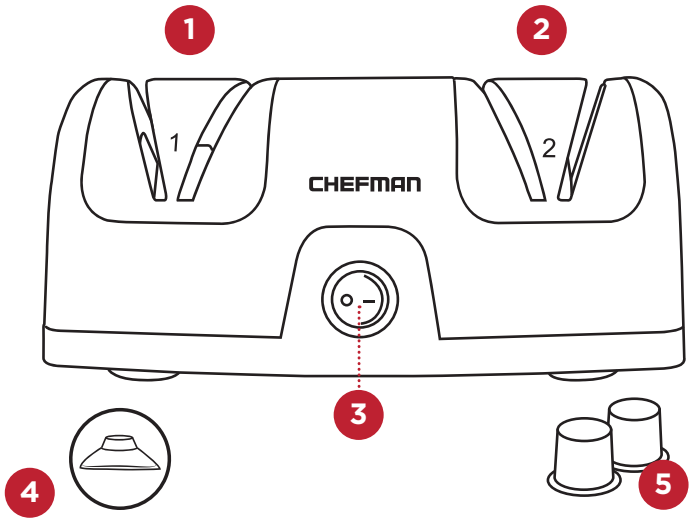

2-STEP KNIFE SHARPENING SYSTEM

1. **Step 1:** Sharpens the edge and reshapes the angle.
2. **Step 2:** Polishes the blade completing the sharpening process.
3. Power ON/OFF button.
4. Strong, non-slip suction feet hold sharpener firmly in place.
5. These no mess plugs fit in the bottom of the sharpener. Remove the plugs and shake out the sharpenings and discard.

INSTRUCTIONS

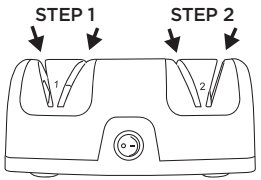

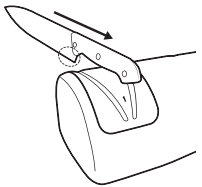

1. Each step has two slots, one for each side of the knife.

2. Insert the heel of the blade into the slot, then slowly pull the knife back towards you.

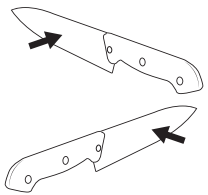

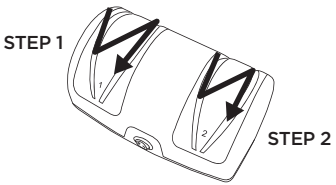

3. For even sharpening, be sure to run each side of the blade and equal number of times through each slot for each stage

4. Step 1: Run the knife through the Step 1 slots until the edge is sharp. **Step 2:** Finish the process by running the knife through the Step 2 slots until the blade is smooth and bright.

IMPORTANT: DO NOT apply downward pressure.
Let the sharpener do the work!