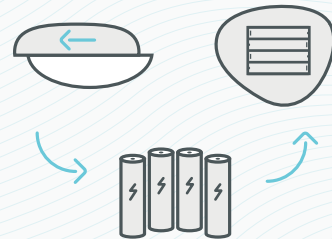


1

Unpack the Pebble and the Base unit.
Please call Dojo by Bullguard support
before installing the product.
Call support: **1-888-577-9411**

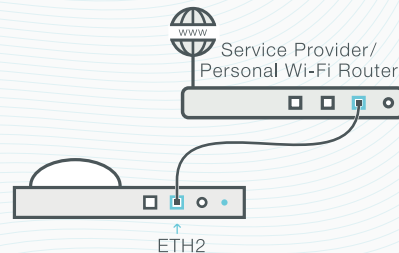


2

Insert 4 x AA batteries into to the
black Pebble by sliding bottom cover

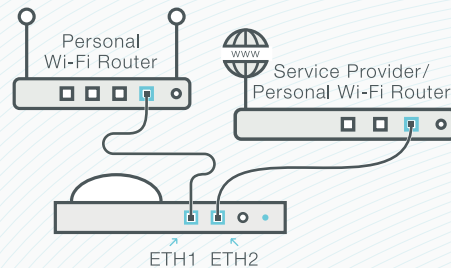
3

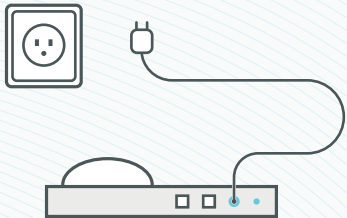
Connect Dojo white base unit to
your existing Wi-Fi router with
provided Ethernet Cable



4

(Optional)
Bridge mode option





5

Connect the power supply to Dojo and wall socket

6

To complete setup and activation, download Dojo by BullGuard app, launch app and follow setup instructions



Congratulations on successfully setting up your Dojo! Dojo now has your smart home network safe and secure



If you have questions or need assistance, Please call: [1-888-577-9411](tel:1-888-577-9411) Or visit: Dojo.bullguard.com/support



Quick Start Guide