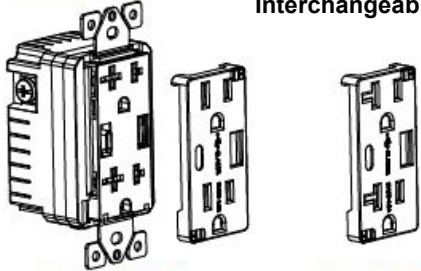


INSTALLATION INSTRUCTIONS

TU21548AC/TU22048AC Ultra High Speed Dual USB Charger with 15/20A Duplex Tamper Resistant Receptacle Interchangeable Face Cover



TU21548AC/TU22048AC

SPECIFICATION

Receptacle Rating 15/20 Amps, 125VAC
 USB rating Two USB ports: type A 2.4 Amp, 5VDC
type C 2 Amp, 5VDC
 Wire Terminals #14-#12AWG
 Operating Temperature -4° to 140°F (-20° to 60°C)
 USB compatibility..... USB 2.0/3.0/QC 2.0 device, including Apple
 Strip Length0.5 inch (Back Wiring), 1 inch (side wiring)
 Receptacle Dimension3-3/4"x2-1/4"x3-3/16"

FEATURES

- Industry's first USB type A and C charger combination
- Charges most compatible electronic device directly without an adapter
- USB type C is reversible; there is no up or down orientation
- Tamper Resistant Shutters compliance with 2011 NEC 406.11
- Back and side wire for easy installation
- Interchangeable color face cover

DESCRIPTION

The 61501/62001-TR2USB-1A1C USB charger is Enerlites industry's first USB charger combination with both type A and C ports and includes an interchangeable face cover. This tamper-resistant receptacle has dual outlets that allow you to simultaneously charge USB-C and USB-A devices. The special reversible USB-C port allows you to insert the cable either way, freeing yourself from trying to figure out the correct way side. With up to 100 watts or 3 amps of power, this USB-C port can charge certain printers, almost anything from type C enabled laptops to large monitors and even

APPLICATION

- | | |
|----------------|----------------|
| ▪ Cafeteria | ▪ Labs |
| ▪ Office | ▪ Salon |
| ▪ Kitchen | ▪ Hotel |
| ▪ Bedroom | ▪ School |
| ▪ Restaurant | ▪ Library |
| ▪ Meeting Room | ▪ Work Station |
| ▪ Living Room | ▪ Airport |

SAFETY WARNING: Read and understand these instructions before installation. This device is intended for installation in accordance with the National Electrical Code and local regulations. It is recommended that a qualified electrician perform this installation. Make sure to turn off the circuit breaker or fuse(s) and test that the power is off before wiring the device.

Wiring Diagram:

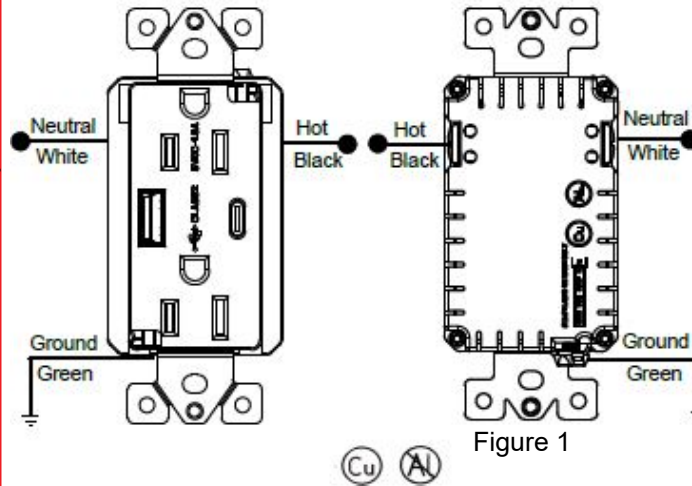


Figure 1

INSTALLATION

1. For retrofit applications, remove wall plate and mounting screws.
2. Carefully remove existing receptacle from the junction box.
3. Unscrew all wires from each circuit conductor on existing device.
4. Connect the new receptacle per Wiring Diagram (Figure 1).
5. Insert straight wires to each appropriate terminal and tighten screws firmly. Neutral to silver screw and Hot to brass screw.
6. Mount the USB charger receptacle in the junction box with screws provided and mount wall plate.
7. Restore power at circuit breaker.

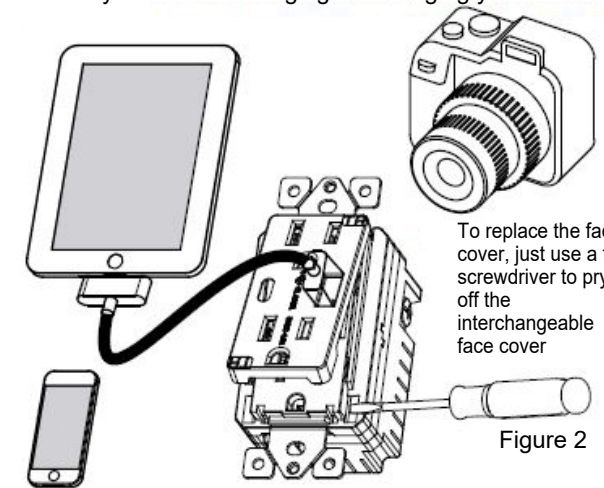
COMPATIBILITY

The High Speed Dual USB Charger/Tamper-Resistant Receptacle is compatible with a wide range of electronic devices including, but not limited to the following:

- | | |
|-------------------------------|---------------------------------|
| ❖ iPad® | ❖ iPhone® |
| ❖ iPad® Mini | ❖ iPod® |
| ❖ Tablets | ❖ GPS |
| ❖ Mobile Phones | ❖ Galaxy Tab™ |
| ❖ Blackberry®, Android Phones | ❖ Bluetooth™ Headsets |
| ❖ Windows® Phone by HTC | ❖ Digital Cameras |
| ❖ Kindle™, Nook e-reader | ❖ Other USB compatible products |

Type-C device: ❖ 2015 Apple new MacBook with 12" Retina Display
 ❖ 2015 Google Chromebook Pixel
 ❖ Google Nexus 6p

Type C USB charger delivers the maximum power available combined with your USB type C certified cable and enabled devices for charging and powering to reduce the time you are plugged in. The unit also provides safe charging: over-current, over-charging, short circuit protection will make the charge safely, without any risk of overcharging or damaging your devices.



To replace the face cover, just use a flat screwdriver to pry-off the interchangeable face cover

Figure 2

USB type C charger requires type C certified cable and compatible devices to optimize charging time. The Different USB type C cables implementations may result in different charging times.

WARRANTY INFORMATION

TOPGREENER offers 2 years warranty on this product to be free of defects in material and workmanship. This warranty is void if this product is installed improperly or in an improper environment, overloaded, misused, or altered in any manner. TOPGREENER is not liable for consequential damages arising out of, or in connection with the use or performance of this product or other indirect damages with respect to loss of property, revenue or profit or cost of removal, installation or re-installation.