

SAFETY WARNING: Always point the umbrella away from you when opening and closing. The umbrella is spring loaded and opens very quickly. Allow at least 3ft of space in front, to the left, and to the right of you when opening.

Instructions:

1. Opening: remove polyester sleeve from the umbrella. With the umbrella pointing away from you, push and release the red open/close button on the handle.
 2. Closing: With the umbrella pointing away from you, push and release the red open/close button to collapse the canopy and ribs. With one hand grasping the handle, take the palm of your other hand and place it at the very top of the umbrella. Your palm should be placed on the small circular plastic cap at the top. Firmly press the handle and top of the umbrella together until you hear it click into place. Never close the umbrella by grabbing the ribs!
-

Contact us directly before contacting Amazon for all customer service needs!

- ***FASTER AND MORE KNOWLEDGEABLE SERVICE:*** Email one of our umbrella experts
- ***HASSLE FREE RETURNS:*** If your unit is defective or broken, we will ship you out a new one **ABSOLUTELY FREE.** You don't even need to send your old unit back to Amazon!

Get in touch with one of our customer service experts right now!

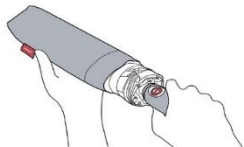
Email: support@upperechelonproducts.com

Website: www.repelumbrella.com



Opening / Closing Instructions

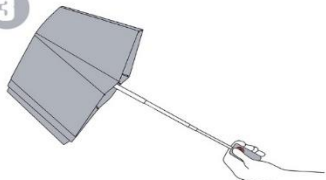
1




2



3



4



See reverse side for details