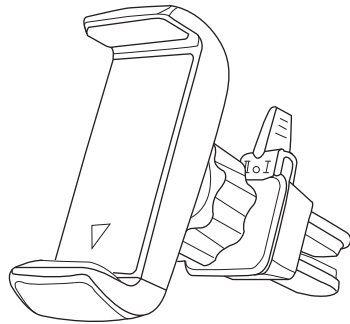


EXSHOW

Instructions

Premium New Car Air Vent Mount



■ What's in the box ?

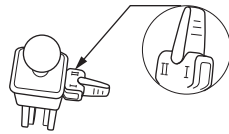


1 X Car Mount Bracket



1 X Car Air Vent Mount

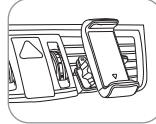
■ Note: when assembled, firstly pull the switch towards optimal direction.



Direction I applies to 2.5-3.5mm air vent blades

Direction II applies to 1.5-2.5mm air vent blades

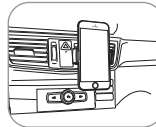
■ Air Vent Mount Installation



1. Insert the mount into the car air vent louver, then choose the switch to tighten the mount.



2. Put your device into the bracket.



3. Adjust the mount to optimal viewing angle.

■ Our Service

If you have any question, please feel free to contact us. It is our pleasure to service you.

✉ kyle19920408@hotmail.com

📞 Kyle Liao-1992

👤 new-chao