



## What you need to get started.

Provided in your Luma set.



Luma



Network Adapter



Power Adapter



Your Modem



Can't download the app?

## Getting started with Surround WiFi.

It all starts with the app.

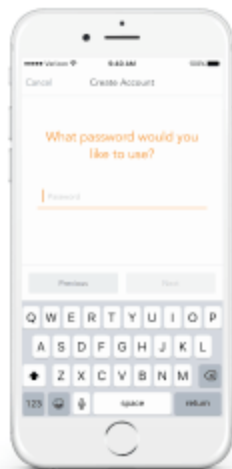
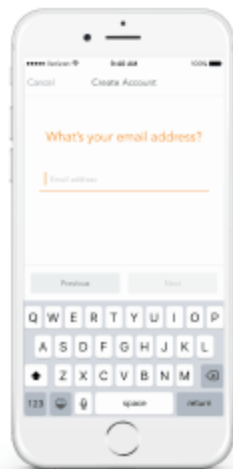
Luma can be set up using any iOS or Android device, the Luma app gives you control and security of your home network.

Already have Luma? Get the app.

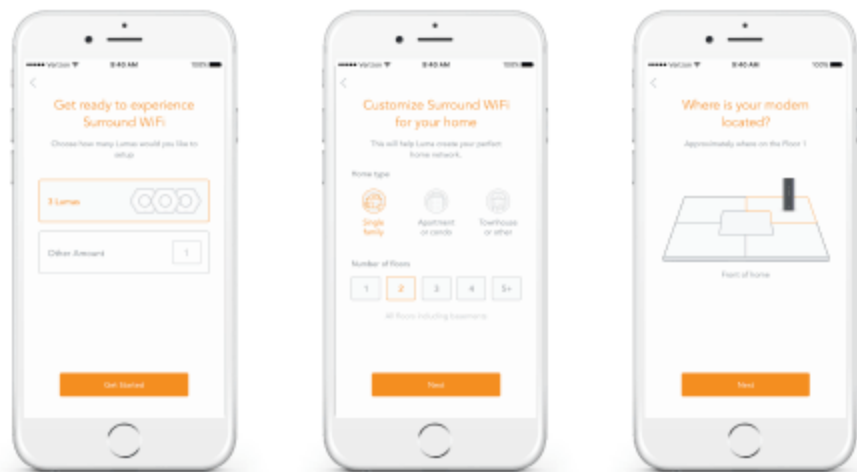
# Create an Account.

Once you have the app downloaded, open the app and Create an Account.

If you already have an account, login.



More help with account creation?



More help with where to place your Lumas?

## Customize Luma for your home.

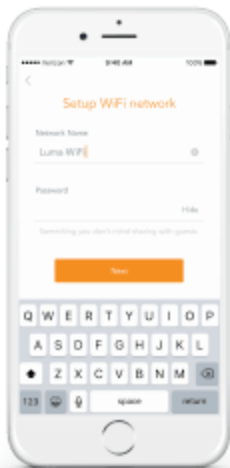
Every home is unique, like a fingerprint. Only Luma allows you to customize Surround WiFi for your home.

Luma creates a network of access points that allows you to experience Surround WiFi.

# Setup WiFi network.

See instructions to the right.

Pick a name and password for your network.



Plug Luma into your modem.



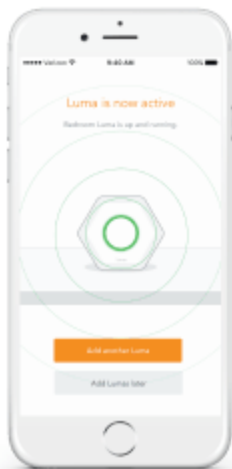
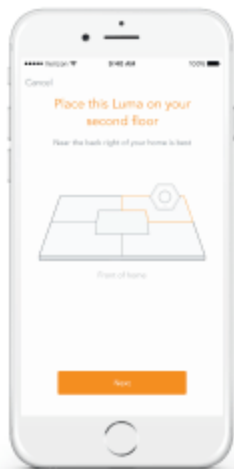
Connect Luma to power.



Restart your modem.



More help with modems and routers?



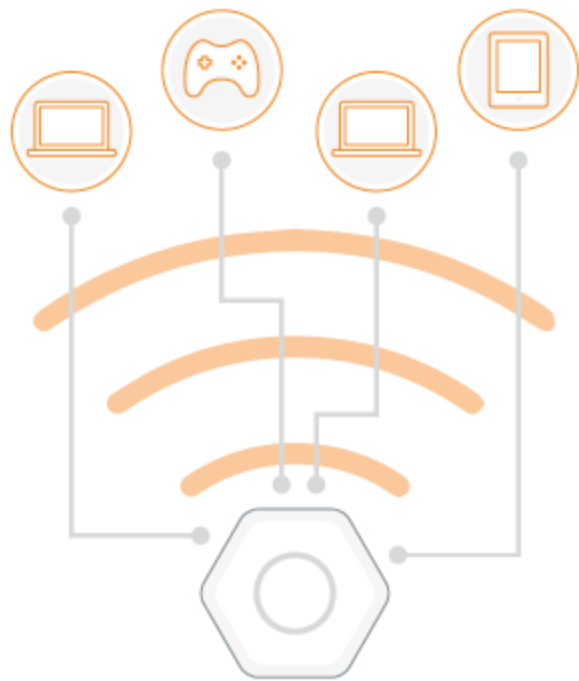
Problems with set up?

## Set up additional Lumas.

The Luma app will guide you and tell you where to place your next Lumas for optimal performance

## Connect your devices.

Don't forget, to take advantage of Luma's performance, security, and control to connect your other wireless devices to your new network.



More help with connecting devices?