

How to use the Belkin BOOST↑UP™ Qi™ Wireless Charging Pad (5W), F8M741 and F8M747

The **Belkin BOOST↑UP™ Qi™ Wireless Charging Pad (5W), F8M741 and F8M747** is a wireless charger for **Qi-certified devices**. Simply set your compatible device on top of the charging pad and it will automatically charge your devices without the hassle of plugs and cables.

The following are Qi™-enabled devices:

- Samsung Galaxy® S8® and S8®+
- Google Nexus 6
- LG® G2
- Google Nexus™ 7
- Samsung Galaxy S5®
- Apple® iPhone® 5 and 5s

Follow the instructions below to know how to use your Charging Pad.

Step 1:

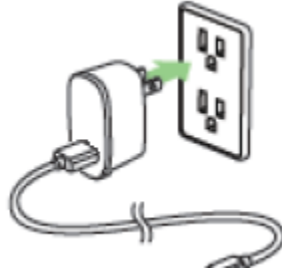
Connect the **Charging Pad** to a **USB wall charger** using the Micro USB cable.

NOTE: The USB wall charger must have an output rating of 10 W, 2 A to support the Charging Pad (USB wall charger is included in the Belkin F8M741 package).



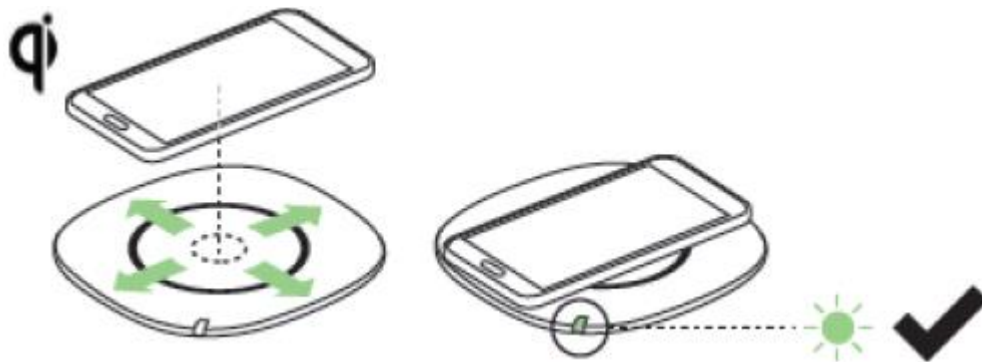
Step 2:

Plug the USB Wall Charger into an outlet.



Step 3:

Place your **Qi-certified device** on top of the Charging Pad. When the status light on the Charging Pad starts **blinking green**, it is now charging.



NOTE: If the status light is blinking red, a non-compatible device or misaligned device has been detected. You can try re-positioning your phone on the charging pad as misaligned devices will not charge.

Getting to know the Belkin Qi™ Wireless Charging Pad, F8M741 and F8M747

The **Belkin Qi™ Wireless Charging Pad, F8M741** and **F8M747** is a wireless charger for Qi-certified devices. Simply set your device on top of the charging pad and it will automatically charge your devices without the hassle of plugs and cables.



Product Requirements:

- Qi-certified smartphones or those with an external Qi receiver case
- Wireless charging pad requires a power supply with minimum of 10 W (5 V / 2 A)
- Micro-USB cable must support a minimum of 5 V / 2 A (included in both models)

Specifications:

- WPC Qi Rev 1.1 certified
- Single coil
- Wireless charging pad inputs 5 V / 2 A and uses a Micro-USB cable
- Charges up to 5 Watts
- 6-ft. Micro-B male to USB-A male USB cable
- USB Wall Charger at 10 W, 2 A (included in F8M741 only)

Compatibility

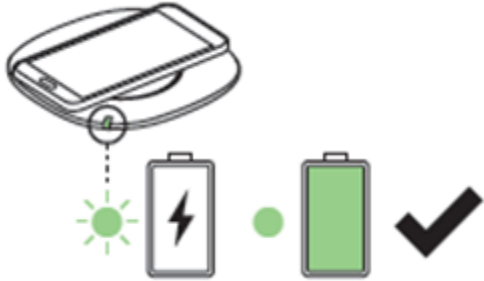


- Galaxy S[®]6, Galaxy S6 Edge[®], Galaxy S7, Galaxy Note[®] 7
- Nexus[™] 7
- Qi-certified smartphones

LED Behavior of the Belkin Qi[™] Wireless Charging Pad, F8M741 and F8M747



The **Belkin Qi™ Wireless Charging Pad, F8M741 and F8M747** allows you to charge Qi-enabled smartphones wirelessly. Once you place your phone on the charging pad, the LED indicator lets you know if the device is charging properly.

The table below explains the charging pad's status based on the LED color.

<p>Green</p>	<p>Qi device is detected.</p> <ul style="list-style-type: none"> • Solid – fully charged. <p>NOTE: Your device must support a full battery communication to the base station for the LED to turn solid. Otherwise, check the Full battery indicator on your smartphone.</p> <ul style="list-style-type: none"> • Blinking – charging in progress. 	
<p>Amber</p>	<p>Input Power Supply or the USB cable is not good enough to supply power. Use the appropriate power supply and cable. To learn more, click here.</p>	
<p>Red</p>	<p>The charging pad has detected a non-compatible device and will not charge.</p> <p>NOTE: You can also try re-positioning your phone on the charging</p>	

	pad as misaligned devices will not charge.	
--	---	--