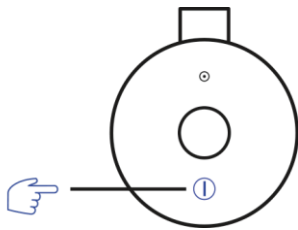


BOOM 3 Portable Waterproof Bluetooth Speaker

GET STARTED

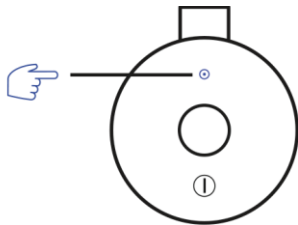
1. POWER ON THE SPEAKER

SHORT PRESS the Power button to turn on your BOOM 3



2. PAIR YOUR PHONE TO THE SPEAKER

PRESS AND HOLD the Bluetooth® button to put it in pairing mode. Go to Bluetooth® setting on your phone and select BOOM 3 to connect.

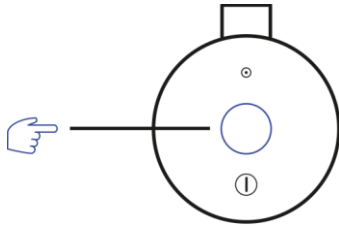


USE THE MAGIC BUTTON

USE THE MAGIC BUTTON TO CONTROL YOUR MUSIC

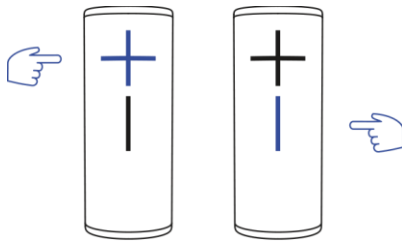
SHORT PRESS to play and pause

DOUBLE PRESS to skip a track



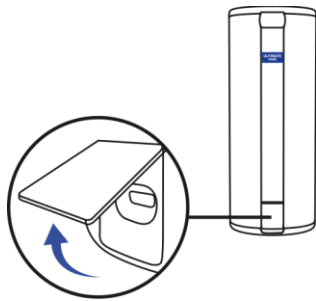
ADJUST VOLUME

PRESS the “+” / “-” button to increase / decrease volume.

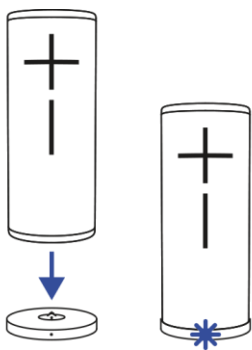


CHARGE YOUR SPEAKER

LIFT THE WEATHER DOOR to charge using the USB cable.



You can also charge your speaker by placing it on POWER UP charging dock (sold separately).



CHECK BATTERY LEVEL

SIMULTANEOUSLY PRESS the “+” / “-” button to check battery level.

