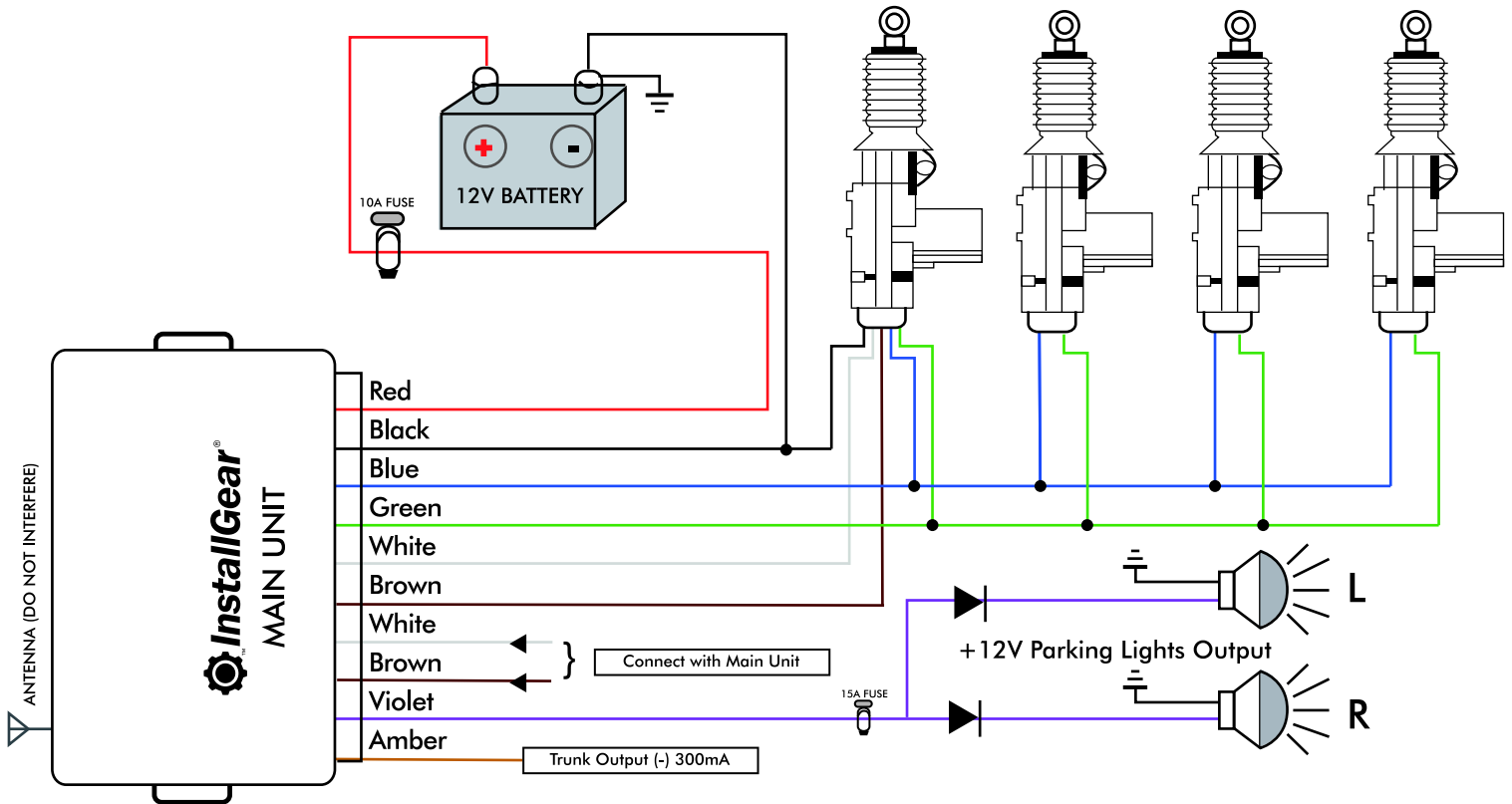





WIRING DIAGRAM



Operation Instructions:

-  **Lock** Press once to lock the system (hold for 20 seconds (-) output will engage for window roll-up)
-  **Unlock** Press once to unlock the system
-  **Trunk Release** Hold for 2½ seconds, lights will flash three times and trunk will release

WARNING: If you have never installed a keyless entry system we recommend bringing this unit to a professional to ensure correct installation. Extreme caution should be used during the installation of this product as it may cause damage to your vehicle if installed incorrectly.

You will need to know the location, color and function of many wires required to install your keyless entry system. Every vehicle's wiring has a different color code. There are free resources provided on the internet that may provide the wiring information you need. Verify any information with a voltmeter.

Here are some tips to consider when installing this unit:

- Never use a test light on modern vehicle wiring as you can do serious damage
- Soldering is the best method for all wiring connections
- Crimp connections can be used as an alternative to soldering
- Wire nuts should never be used for automotive connections
- This central locking keyless entry system is designed for 12-volt negative ground systems (any other type of voltage or grounding will damage this system)
- It is recommended that you disconnect the negative terminal of the battery before installing this keyless entry system (before you do disconnect the battery, check and see if you will need any codes to get back into your radio or if any systems such as an airbag will need to be reset when the battery is reconnected)
- Choose a good location to mount this central locking keyless entry control box (it needs to be secured in a safe hidden location)
- Make sure the wiring will not be rubbed by anything that could cause shorts or wire failure
- Any wiring ran to the battery must be fused with the appropriate fuse (this keyless entry system has fuses already installed on the required wires)
- It is a good idea to have spare fuses available

If you have any questions or need typical actuator mounting instructions please contact us at support@installgear.com
We cannot provide any vehicle specific instructions.