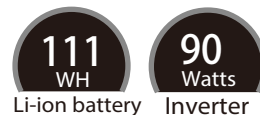
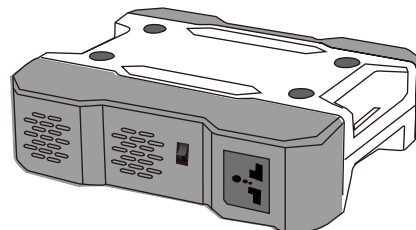


United Power Pack

USER GUIDE



USER GUIDE



United Power Pack

AM-PN120B

CE RoHS

Please read this guide before you use your gear!



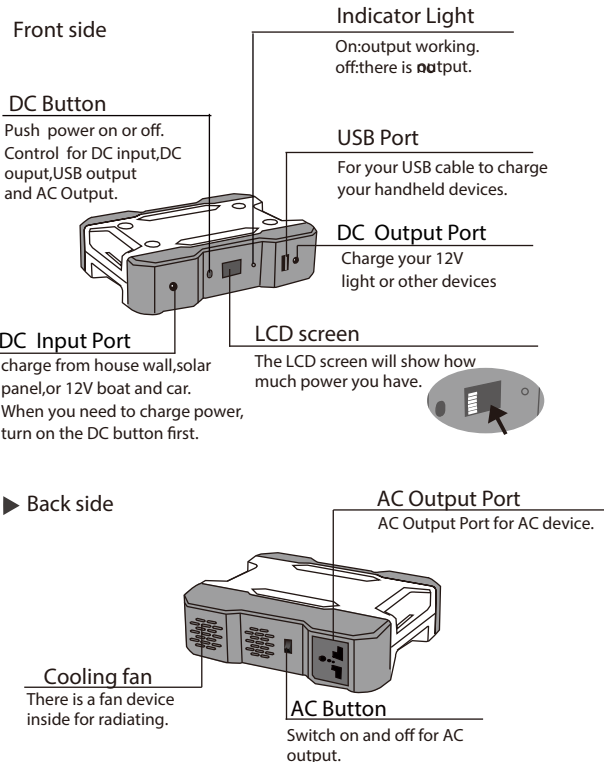
USA Sales: 4120 Valley Blvd, Ste B, Walnut, CA 91789, USA
Tel: +1-626-575 8822/7722 Fax: +1-626-800 2255
Email: sales@acopower.com
Web: www.ACOPower.com

► Technical Specifications

Battery Type:	Li-ion Battery
Battery Capacity:	11.1V, 10Ah
Battery Voltage Range:	9V~13V
Life-span:	> 800 cycles
Input Ports:	13-18V/3A Max
Output Ports:	
USB :	5V/2.1A
D C :	12V/5A
A C :	
Inverter Type:	Modified sine wave inverter
Inverter Efficiency:	≥85%
Inverter Power:	90W
Frequency:	60Hz <input type="checkbox"/> 50Hz <input type="checkbox"/>
Inverter Voltage:	110V <input type="checkbox"/> 220V <input type="checkbox"/>
Operating Temperatures:	
Optimal Operating:	0°C ~ 45°C(Charging) -10°C ~45°C (Discharge)
Optimal Storage :	-10°C ~ 35°C

Usage: Make sure the battery in long life time, please charge the battery per 3-4 months.


► Function Overview



► How to fully charge your power pack

Usage: When you need to charge power, turn on the power pack DC button first.

① Charge from solar panel 28 Watts(7-11hours)



② Charge from AC Wall Charge(5.5hours)

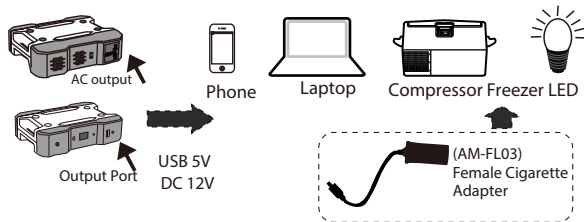


③ Charge from DC 12V Car or boat(5.5Hours)



Need to buy the adapter in additional.

► How to use your Power pack to charge DC USB or AC device



► Fault diagnosis:

Q.Why will the Power Pack not charge?

A:Confirm that if you are charging from a wall outlet you are using the charger provided.

Confirm that if you use a solar panel that it is 12VDC type and no more than 40W capacity.

Confirm that if you are charging from a car or boat that the engine is running during charging.

Q.Why will the Power Pack not automatically recharge if you accidentally disconnect and then reconnect immediately?

A:First: Confirm that you are using the correct charger.

Second: If the current or voltage is too high, the Power Pack will engage its automatic protection feature.

Disconnect charger and restart, it should function normally.

Q.Why does the screen turn off when the Power Pack is fully charged?

A:The Power Pack automatically turns the screen off to save power. Restart the Power Pack and the screen should turn on.

Q. Why will the Power Pack not turn on when DC Button is pressed?

A: The battery voltage may be too low. Charge the Power Pack using the charger provided for about 1 minute connected to the 12V 5A Output Port. This will provide enough power to the batteries to allow it to turn on and then accept normal charging to the input port.

Q. Why is there no output from the “DC Output” after turn on, when the Power Pack has been operating normally?

A: Confirm that the load does not exceed the 12V/5A rating. If the load rate is more than 5A, the Power Pack’s automatic protection feature will activate. Reset your Power Pack and it should then function normally.

► Warning and Caution:

1. The Power Pack is suitable for short term, temporary power.
2. Please use only our recommended charger and/or solar panel.
3. We do not suggest connecting the Power Pack to high current loads for extended periods.
4. We recommend that total output does not exceed 100W.
5. Keep your Power Pack away from fire, heat, flammable and/or combustible products.
6. Avoid any improper connections that may cause short circuits.
7. Do not leave Power Packs in areas where temperatures exceed 60 C, this may cause battery life to deteriorate faster than normal.
8. Do not use your Power Pack with wet hands or in wet conditions.
9. Always turn off the Power Pack when not in use.
10. Please fully charged the pack when not use for a longtime and recharge it per 3 months.

► Stuff list:		
Part No	Part Name	Quantity
①	Unite power pack(AM-PN120B)	1pc
②	Female Cigarette Adapter(AM-FL03)	1pc
③	Wall charge(AM-FL0402)	1pc
④	User Manual	1pc