



WHAT DO YOU WANT TO DO?



ABOUT YOUR
UE BOOM

DOUBLE UP

SPEAKERPHONE

MULTI-HOST

ALARM


EQ

SETTINGS


SUPPORT

ABOUT YOUR UE BOOM

FEATURES




Removable D-Ring with 1/4 -20 tripod mount.



USB / Aux protective cover (removable) helps to protect the 3.5 mm Aux-In Jack and MicroUSB Connector.

POWER



To save power, UE BOOM will turn off automatically after 15 minutes without music or user interaction. UE BOOM will make a sound to let you know it is turning off.

CONNECT



Pairing your first device

UE BOOM works with Bluetooth-enabled devices that support A2DP, such as smartphones, tablets and personal computers. When you turn UE BOOM on for the first time, it automatically goes into pairing mode and searches for a Bluetooth source device to pair with.



Bluetooth Button

Pairing additional devices

To pair UE BOOM with additional source devices, press UE BOOM's Bluetooth button for 3 seconds. UE BOOM will enter pairing mode, make a sound, and flash its Bluetooth LED while searching for another device. Once the next device is paired with, UE BOOM will sound to confirm pairing and the Bluetooth LED will remain solid white for 15 seconds.

UE BOOM will remember the last 8 devices it was connected to. The next time the speaker is turned on, it will attempt to reconnect automatically to the last device it was connected to before it was turned off.

NFC

To pair UE BOOM with the NFC-enabled devices, hold your NFC-enabled phone directly against UE BOOM's NFC tag for 2 seconds. Once the pairing is successful, the speaker will make a sound to confirm. (Some devices may ask for confirmation from the user.) UE BOOM's pairing mode times out in 3 minutes.

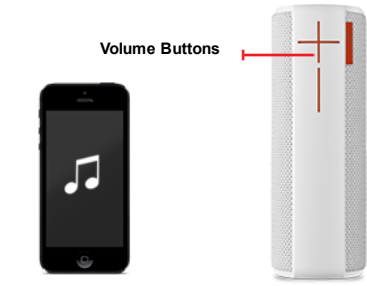


Lost your connection?

UE BOOM's Bluetooth range is approximately 15 meters, or 50 feet. If you take your source device out of range, the connection will be suspended. UE BOOM will automatically reconnect if the source device is brought back in range within 5 minutes. After 5 minutes, the active connection will be dropped.

PLAY

Once UE BOOM is on and connected, simply select and play any music content from your source device. You can control volume from your source device, or directly on UE BOOM.



Volume Buttons

BATTERY MANAGEMENT

Expected battery life is approximately 15 hours. Battery life varies depending on volume.


Press the + and - buttons on UE BOOM at the same time to hear your battery level spoken aloud. The default language for this battery information is English.

You can change this language using the UE BOOM App for iOS or Android.

Download the UE BOOM app. (<https://www.UltimateEars.com/en-us/boom/#mobile>)

Your speaker battery is recharged through a micro USB cable. For optimal battery charge, UE BOOM comes with a custom AC power supply and a micro USB adapter cable that provides additional voltage and charges UE BOOM faster.

By pressing the + and - volume buttons simultaneously, you will get a voice prompt indicating the percentage of battery left in your UE BOOM



DOUBLE UP



In the Double Up section of the app, you can choose how you would like the speakers to behave. There are two options:

- **STEREO:** In this mode, the two speakers play as a stereo pair, with one speaker dedicated to the left channel and one speaker dedicated to the right. You can even define which of the two UE BOOMs should be left and which should be right.
- **DOUBLE:** In this mode, the two speakers play identical streams.

Download the UE BOOM app. (<https://www.UltimateEars.com/en-us/boom/#mobile>)

When you Double Up, you connect two UE BOOMs together for bigger sound. The easiest way to set this up is to use the Double Up option of the UE BOOM app. Once your UE BOOMs are Doubled Up you will be able to play to both at the same time from one phone or tablet.

After the two UE BOOMs have been synced together for the first time, they will then automatically Double Up the next time they are both powered on together. To turn this feature off, so that the speakers won't automatically sync with each other the next time they are both powered on, switch the 'Double Up lock' setting to 'OFF' in the Settings section of the UE BOOM app.

You can also Double Up two UE BOOMs without the app:

- Simultaneously press the Bluetooth and + buttons on the speaker that is playing music.
- Then press the Bluetooth button twice on the speaker that you want to add.

SPEAKERPHONE



Your UE BOOM has a dual microphone and can be used as a speakerphone. When calls come in to your music source device, UE BOOM will automatically pause the music to let you take your call.

MULTI-HOST



UE BOOM can connect to two Bluetooth devices at once. This is called "Multi Host" mode. In this mode, two music sources can be switched between quickly by pausing one and playing the other.

The next time the speaker is turned on, it will attempt to reconnect automatically to the last device it was connected to.

ALARM



To take full advantage of this feature use the UE BOOM app. This and other features may require an update to your UE BOOM.

These updates are free. Click here (<https://www.ultimateears.com/en-us/update/boom>) to update now.

Download the UE BOOM app. (<https://www.UltimateEars.com/en-us/boom/#mobile>)



(<https://www.UltimateEars.com/en-us/boom/#mobile>)

Download the UE BOOM app. Select the best Acoustic Profile for different occasions.



Out Loud - Best for most environments.



Bass Boost



Intimate Spaces - For small rooms, hard floors / walls.



Vocals - Talk radio, podcasts, movies.

SETTINGS

The UE BOOM App (for iOS and Android) allows you to personalize your UE BOOM. You can:

- Change its Bluetooth name
- Monitor the battery level and charging status
- Silence notification sounds
- Choose battery level voice prompt language
- Enable "Double Up Lock"

Download the UE BOOM app. (<https://www.UltimateEars.com/en-us/boom/#mobile>)

SUPPORT

FAQs

www.UltimateEars.com/Support (<https://www.UltimateEars.com/en-us/boom/support>)



(<https://www.facebook.com/ultimateears>)

Call Customer Support (tel:+1 646 454 3200)

Technical Specifications

www.UltimateEars.com/BOOM (<https://www.UltimateEars.com/en-us/boom>)

Learn More about us at

www.UltimateEars.com (<https://www.UltimateEars.com/en-us>)

Privacy Policy

www.UltimateEars.com/Support/Mobile-Privacy (<https://www.UltimateEars.com/en-us/support/mobile-privacy>)

