




Fidget Rolling Toy



Manufacture by ROYEW®

Email: Support@royew.com

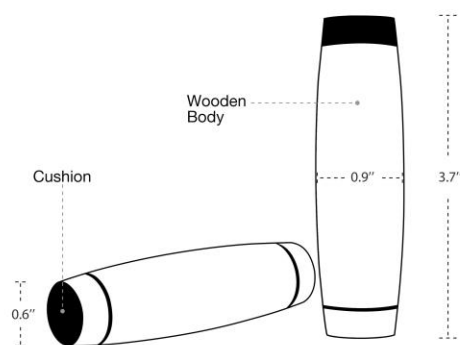
Package Include:

1. Rolling toy

Weight: 0.95oz

Size: 3.7" x 0.9"

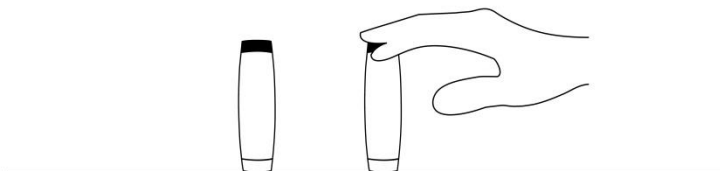
Product Diagram



Skills to Play

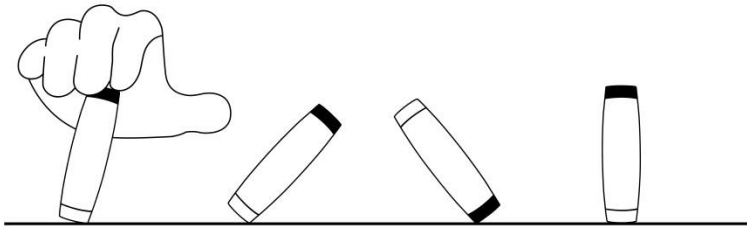
The Basic Level:

Step 1: Place your rolling toy on a hard surface

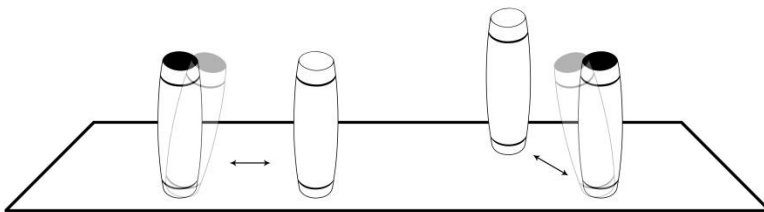


Step 2: The roll

Flip it harder, and it will roll 4 rounds, and then catch it.

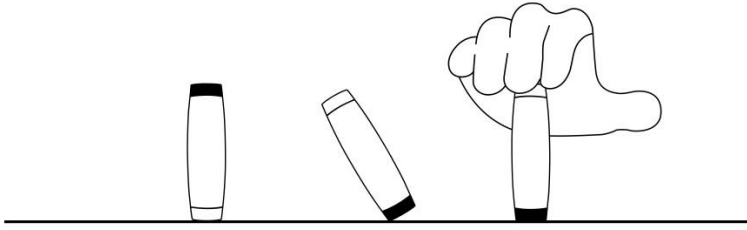


Flip it over to any direction as you like




Step 3: The freeze

Flip it for one round and catch it with your hand



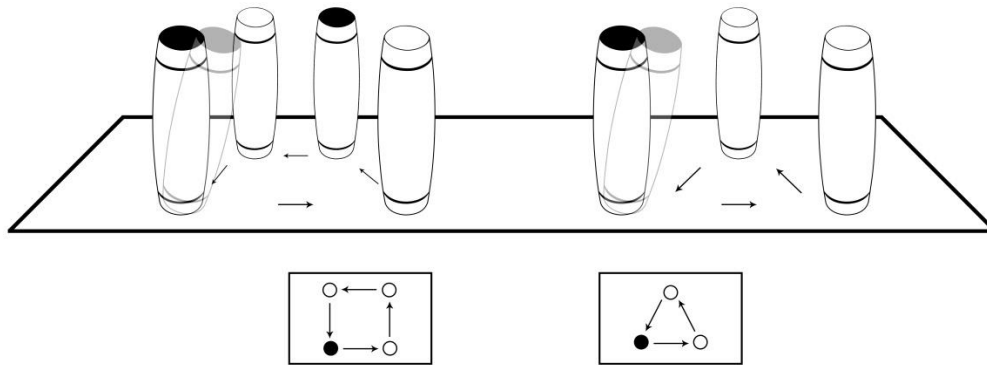
Step 4: The Ghost

Flip it gently for one round, and it stops and stands by itself



Step 5: creative Square & Triangle

Flip the fidget toy at 3 or 4 points to draw a triangle or a square



Advanced level:

Flip & Hold: Use one finger to flip the stick from left to right. Catch and hold it on your hand after you flip it

Flip & Kiss: Use one stick to flip another stick from left to right or up and down.

Big Square: Use two ticks to create squares with both hands.

Expert Level:

Air Trapeze: Use one finger to flip stick from left to right. Catch and hold it on your hand after you flip it. Turn it 360 degrees and make it stand up straight.

Two moves: Use two sticks and move them in tandem with one hand.

Five moves: Use five sticks and move them in tandem with one hand. Balancing each stick is an exceptionally difficult challenge!

Multi-play Level:

Versus: On a large table, flip the stick back and forth between one another.

Marathon: With three or more friends, keep flipping the stick down the table continuously.

The key point is practicing more; you will play it more skillful. Try to practice advanced skills after you are familiar the above skills, such as cooperating with friends or families.

Have Fun!