



SINGER®

Studio S16

The SINGER S16 Studio True Straight Stitch machine provides you with the power of an industrial strength sewing machine for a fraction of the cost. Stitching up to 1,600 stitches per minute, you will whip through projects in no time. The independent bobbin winding system allows you to wind a bobbin while sewing at the same time! The SINGER Studio quilting and sewing machine's long arm design allows you to manage draperies and other large projects without worry.

Experience the power of an industrial strength sewing machine with the sleek design of a home sewing machine. This machine is ideal for professional sewers, quilters, dry cleaners, alteration shops, and seamstresses.



Industrial Strength Features Power Through Projects

True Straight Stitch Machine

This straight stitch only machine sews with precision. The needle bar is locked in perfect alignment, eliminating “wobbly-looking stitches”. The specially designed needle plate is perfect for sewing all fabric types, including delicates, without distortion.

Industrial Strength Sewing Speed

With a sewing speed of up to 1,600 stitches per minute, you can finish projects in less time than a conventional sewing machine.

Side-Loading Vertical Full-Rotary Bobbin System

The side-loading system allows for easy bobbin insertion. The vertical full-rotary bobbin system means you get a precise straight stitch every time!

Extra-Large Sewing Space


With almost 9” x 6” of space to the right of the needle, the long arm design allows you to manage quilts and other large projects with ease.

Dual Spool Pins with Retractable Guide

The right spool pin is a must-have with utilizing the independent bobbin winding system. The retractable spool guide handles cones of thread with optimal thread tension.

Extra-High Presser Foot Lifter

Offers more clearance when sewing multiple layers of bulky fabric.



Knee Lifter Included

The knee lifter allows for hands-free raising and lowering of the presser foot and is vital when pivoting and quilting.



SINGER®

Studio S16

Automatic Settings Eliminate Guesswork

Automatic Thread Trimmer

Simply press the scissors button and the top and bobbin threads are trimmed.

Automatic Reverse

With the self-adjusting stitch length on the reverse lever you can reinforce seams with professional results.

2 Built-In Sewing Space Lights

The two built-in Sewing Space Lights keep your workspace illuminated.

Adjustable Thread Tension

Ensures stable stitch quality regardless of fabric type. Simply turn the dial on the front of the machine for even stitches.


Complete Stitch Control

The Electronic Foot Controller provides you with precision at lower speeds and helps maintain smooth and even sewing at all speeds. You can sew through multiple layers of denim and thick quilts at low speeds without worry.




Easy Threading with Automatic Needle Threader

Sewing's biggest timesaver easily threads the needle without eye strain. Simply follow the instructions printed on the machine for accurate threading




Presser Foot Sensor

Ensures the presser foot is in the proper position for an easy start. The machine will not begin to sew if presser foot is raised, reducing the chance of thread bunching.



Programmable Needle Up / Down

The needle can be programmed to stop in the highest *up* position, making it easier to remove fabric from the machine. The needle can be programmed to stop in the *down* position which is ideal for pivoting.



Independent Bobbin Winding System

Continue to sew while filling a bobbin! Simply follow the numbered diagram printed on the top of sewing machine and your bobbin is full in no time!

Unleash Your Creativity

Adjustable Stitch Length

With just the simple turn of a dial the stitch length is customized. Set the stitch length between 1mm and 6mm according to your sewing needs.

Adjustable Presser Foot Pressure

Adjustable presser foot pressure allows you to adjust the amount of pressure exerted on your fabric while sewing. The setting of 3 will be optimal for most fabrics, but decrease the setting for delicate fabrics like chiffon or increase the setting for high pile fabrics. With up to 11 pounds of presser foot pressure, you never have to worry about fabric shifting.

Variable Speed Control

Use the Speed Control lever to set the maximum sewing speed for precise topstitching or beginner sewing.



SINGER®

Studio S16



Quarter Inch Foot

Perfect for quilting 1/4" seam allowances. The Quarter Inch Foot Piecing can be used for small projects with narrow seam allowances like baby and doll clothes.




Free-Motion Foot & Darning Plate

Create stippling, unique thread painting designs, basting stitches and more!



Narrow Rolled Hem Foot

Sew a narrow rolled hem, providing a professional edge finish of 1/8 inch. The small rolled hem adds a perfect decorative finish to lightweight or sheer fabrics like those on scarves and blouses.



What's In The Box

Included Presser Feet

- All-Purpose Foot
- Quarter Inch Foot
- Free-Motion Foot
- Narrow Rolled Hem Foot

Included Accessories

- Darning Plate, Needles, Bobbins (5), Thread Spool Cap, Thread Spool Net, Thread Spool Holder, Screwdrivers (2), Fabric Guide and Setscrew, Accessory Storage Box, Bottle of Sewing Machine Oil, Knee Lifter, Instruction Manual, Quick Start Guide, Power Cord, Foot Controller, Soft-Sided Dust Cover

Put Your Mind at Ease

The SINGER S16 Studio quilting and sewing machine comes with a limited 25-Year Warranty.

Consumer's Choice - More people own SINGER machines than all other brands combined!

Specifications

- Weight: 31.5 pounds
- Dimensions: 20" length x 9" width, 14" height
- Sewing Speed: 800—1600 stitches per minute

Answers At Your Fingertips

Toll-Free Helpline 1-800-4-SINGER (1-800-474-6437)
Monday through Friday, 8:00 a.m. to 4:00 p.m. C.T.

Online Support available any time at singerco.com
Social Media Support allows you to connect with other sewers for tips and tricks!

YouTube.com/SingerSewingCompany offers a variety of helpful videos tutorials including the following topics: Threading, Presser Feet Training, Maintenance and Troubleshooting.