

Welcome

Are you ready to have a safer, smarter home in the palm of your hand? If this is your first time with SmartThings, please follow these instructions and review the "Let's Get Started" card that came with your Kit.

- 1 Go to www.smartthings.com/start
- 2 Download the SmartThings mobile app for your mobile device
- 3 Follow the on-screen instructions

Have questions or need help? Chat with us live in the SmartThings Mobile app, go to support.smartthings.com to search our knowledge base, or email us at support@smartthings.com.

Meet Your SmartThings™ Hub

The SmartThings Hub wirelessly connects all of your different sensors so that you can receive messages about what is going on and use your smartphone to remotely control different things in your home or office. Here's how:

It's Open

The SmartThings Hub speaks many different languages. In addition to sending commands between the many SmartThings devices, the Hub can also communicate with ZigBee, Z-Wave, IP, and other wireless protocols.

It Connects to the Internet

Plug the enclosed Ethernet cable into the Hub, and then connect it to your Internet router. This creates a secure connection between the Internet and the SmartThings Cloud.

It Communicates Information and Commands


When one of your connected SmartThings or compatible sensor has a message to relay (for instance, if motion is detected or if a door opens), the SmartThings Hub will receive that message from sensor and send it to your phone. It also allows you to send commands back to these devices, and lets the sensors talk to each other (for instance, telling a light to turn on if motion is detected).



Getting Around

The good news is that your SmartThings Hub does all the heavy lifting for you, and it's pretty simple. No buttons to worry about.

- A. Power Port**
Micro-USB power connection to be used with included adapter and cable.
- B. Ethernet Jack**
Provides connectivity to the Internet using the included Ethernet cable.
- C. Status Light**
Lights to indicate the Hub's status.



Welcome Code

There is an important code on the "Let's Get Started" card that came in the box with your SmartThings Hub. You'll need your code for registration, and it looks like the sample below.


You can find your Welcome Code on the "Let's Get Started" Card in your SmartThings kit.




Lost your Welcome Code? Contact support and we'll recover it for you.

Installation

The SmartThings Hub works best if installed in a central location to where your SmartThings will be connected.

Avoid installing the SmartThings Hub near or inside sources of metal, radio or electromagnetic interference. 
Vermeiden Sie die Installation des SmartThings Hubs in oder in der Nähe von Metall, Funkantennen oder anderen elektromagnetischen Störsendern
Éviter l'installation du Hub SmartThings à proximité ou à l'intérieur d'objets métalliques ou de sources d'interférences radioélectriques ou électromagnétiques.

Please follow the instructions provided in the SmartThings Mobile App when installing your SmartThings Hub, or go to support.smartthings.com if you have any questions.

WARNING: No user-serviceable parts inside. Refer all servicing to qualified service personnel. 
Warnung: Keine Wartung einzelner Teile durch den Nutzer. Wenden Sie sich nur an qualifiziertes Servicepersonal für Wartungen
Attention: l'équipement SmartThings ne doit être en aucun cas ouvert par l'utilisateur lui-même. Pour l'entretien et/ou la maintenance, contacter le personnel qualifié.

Three Critical Steps to Install

- 1 Connect your SmartThings Hub to your Internet router using the included Ethernet cable.
- 2 Connect your SmartThings Hub to power using the included micro-USB power cable and pluggable power adapter.
- 3 Register your SmartThings Hub to your account using our mobile app.

Once you're up and running, adding SmartThings to your world is easy. Enjoy!

Important Safety Instructions

- Read, keep and follow these instructions.
- Heed all warnings.
- Do not use this product near water or expose the product to dripping or splashing of any water or liquid.
- Clean only with a dry cloth.
- Do not install near any heat sources such as radiators, heat registers, stoves or other apparatus (including amplifiers) that produce heat.
- Only use attachments and accessories specified by the manufacturer.
- Read our Product Usage Guidelines at:
<http://SmartThings.com/guidelines>

Wichtige Sicherheitshinweise

- Lesen, behalten und folgen Sie diesen Anweisungen.
- Beachten Sie alle Warnhinweise.
- Verwenden Sie das Produkt nicht in der Nähe von Wasser und vermeiden Sie Tropfen oder Spritzer von Flüssigkeiten jeder Art.
- Säubern Sie das Gerät ausschliesslich mit einem trockenen Tuch
- Vermeiden Sie die Installation in der Nähe von Wärmequellen wie Heizungen, Öfen oder anderen Geräten (inkl. Verstärkern), die Hitze produzieren.
- Verwenden Sie nur Hersteller zertifiziertes Zubehör.

Règles de sécurité:

- Lire, conserver et suivre ces instructions.
- Respecter toutes les consignes de sécurité.
- Nettoyer l'appareil uniquement avec un chiffon sec.
- Ne pas utiliser à proximité et éviter tout contact avec l'eau ou un quelconque liquide.
- Ne pas installer a proximité d'une source de chaleur telle que radiateur, poêle ou autres appareils (incluant les amplificateurs) qui produisent de la chaleur.
- Utiliser uniquement des accessoires recommandées par le fabricant.

Certifications

Certified under FCC Part 15.

Certified in Canada by IC to RSS-210.

This Class B digital apparatus complies with Canadian ICES-003.

Cet appareil numérique de la classe B est conforme à la norme NMB-003 du Canada.

SmartThings Hub FCC ID: R3Y-STH-ETH001, M/N: STH-ETH-001, IC: 10734A-STH-ETH001. Contains FCC ID: W7Z-ZICM357SP2, M/N: ZICM357SP2-1, IC: 8254A-ZICM357SP2.

CE version contains M/N: ZICM357SP0-1.

FCC Statement

Operations of this device is subject to the following two conditions: (1) this device may not cause interference, and (2) this device must accept any interference, including interference that may cause undesired operation of the device.

 Tested to Comply With FCC Standards FOR HOME OR OFFICE USE



Canada Statement

This device complies with Industry Canada license-exempt RSS standard(s). Operation is subject to the following two conditions: (1) this device may not cause interference, and (2) this device must accept any interference, including interference that may cause undesired operation of the device.

Le présent appareil est conforme aux CNR d'Industrie Canada applicables aux appareils radio exempts de licence. L'exploitation est autorisée aux deux conditions suivantes: (1) l'appareil ne doit pas produire de brouillage, et (2) l'utilisateur de l'appareil doit accepter tout brouillage radioélectrique subi, même si le brouillage est susceptible d'en compromettre le fonctionnement.

Information to the User

Changes or modifications not expressly approved by Physical Graph Corporation could void your authority to operate the equipment.

This equipment has been tested and found to comply with the limits for a Class B digital device, pursuant to Part 15 of the FCC Rules. These limits are designed to provide reasonable protection against harmful interference in a residential

installation. This equipment generates and can radiate radio frequency energy and, if not installed and used in accordance with the instructions, may cause harmful interference to radio communications. However, there is no guarantee that interference will not occur in a particular installation. If this equipment does cause harmful interference to radio or television reception, which can be determined by turning the equipment off and on, the user is encouraged to try to correct the interference by one or more of the following measures:

- Reorient or relocate the receiving antenna.
- Increase the separation between equipment and the receiver.
- Connect the equipment to an outlet on a circuit different from that to which the receiver is connected.
- Consult the dealer or an experienced radio/TV technician for help.

One (1) Year Limited Warranty

Physical Graph Corporation ("SmartThings") warrants this product (the "Product") against defects in materials and/or workmanship under normal use for a period of ONE (1) YEAR from the date of purchase by the original purchaser ("Warranty Period"). If a defect arises and a valid claim is received within the Warranty Period, then as your sole remedy (and SmartThings' sole liability), SmartThings will at its option either 1) repair the defect at no charge, using new or refurbished replacement parts, or 2) replace the Product with a new product that is functionally equivalent to the original, in each case within 30 days following receipt of the returned Product. A replacement product or part, assumes the remaining warranty of the original Product. When a Product or part is exchanged, any replacement item becomes your property and the replaced Product or part becomes SmartThings' property.

Obtaining Service: To obtain warranty service, visit support.smartthings.com to speak with a service agent or open a service request. Please be prepared to describe the Product that needs service and the nature of the problem. A purchase receipt is required. The Product must be insured, and shipped freight prepaid and securely packaged. You must contact support for a Return Material Authorization Number ("RMA Number") before shipping any Product, and include the RMA Number, a copy of your purchase receipt and a description of the problem you are experiencing with the Product. Any claim under this Limited Warranty must be submitted to SmartThings before the end of the Warranty Period.

Exclusions: This warranty does not apply to: a) damage caused by failure to follow instructions relating to the Product's use or the installation of components; b) damage caused by accident, abuse, misuse, transport, neglect, fire, floods, earthquake or other external causes; c) damage caused by service performed by anyone who is not an authorized representative of SmartThings; d) accessories used in conjunction with a covered Product; e) a Product or part that has been modified to alter functionality or capability; f) items intended to be periodically replaced by the purchaser during the normal life of the Product, including, without limitation, batteries, bulbs or cables; g) a Product that is used commercially or for a commercial purpose, in each case as determined by SmartThings.

EXCEPT FOR BODILY INJURY, SMARTTHINGS SHALL NOT BE LIABLE FOR (I) ANY LOST PROFITS, COST OF PROCUREMENT OF SUBSTITUTE PRODUCTS, OR ANY INCIDENTAL OR CONSEQUENTIAL DAMAGES, OR (II) ANY AMOUNTS IN EXCESS OF THE PURCHASE PRICE FOR THE PRODUCT, IN EACH CASE WHETHER RESULTING FROM THE USE OF OR INABILITY TO USE THIS PRODUCT, OR ARISING OUT OF ANY BREACH OF THIS WARRANTY, EVEN IF COMPANY HAS BEEN ADVISED OF THE POSSIBILITY OF SUCH DAMAGES. SOME STATES DO NOT ALLOW THE EXCLUSION OR LIMITATION OF INCIDENTAL OR CONSEQUENTIAL DAMAGES, SO THE ABOVE LIMITATION AND EXCLUSIONS MAY NOT APPLY TO YOU.

TO THE EXTENT PERMITTED BY APPLICABLE LAW, SMARTTHINGS DISCLAIMS ANY AND ALL STATUTORY OR IMPLIED WARRANTIES, INCLUDING WITHOUT LIMITATION, WARRANTIES OF MERCHANTABILITY, FITNESS FOR A PARTICULAR PURPOSE AND WARRANTIES AGAINST HIDDEN OR LATENT DEFECTS. IF SMARTTHINGS CANNOT LAWFULLY DISCLAIM STATUTORY OR IMPLIED WARRANTIES, THEN TO THE EXTENT PERMITTED BY LAW, ALL SUCH WARRANTIES SHALL BE LIMITED IN DURATION TO THE WARRANTY PERIOD. SOME STATES DO NOT ALLOW LIMITATIONS ON HOW LONG AN IMPLIED WARRANTY LASTS, SO THE ABOVE LIMITATIONS MAY NOT APPLY TO YOU.

This warranty gives you specific legal rights and you may also have other rights, which vary from state to state. To exercise your rights under this warranty, please follow the instructions above under the heading "Obtaining Service", or contact SmartThings at Physical Graph Corporation, 1000 Potomac St NW #120, Washington, DC 20007.