




... instant registration . SCAN QR CODE ...



... or V-MODA.com/REGISTER ...

For small QR Codes, use
suggested scanning apps such as:
neoreader, i-nigma and quickmark
(V-MODA is not affiliated)



ONLINE MANUAL

english

To acquire a printable version of this manual, please visit: V-MODA.com/MANUALS

español

Para adquirir una versión impresa de este manual, visite por favor: V-MODA.com/MANUALS

français

Pour obtenir une version imprimable de cette manuel, veuillez consulter: V-MODA.com/MANUALS

italiano

Per ottenere una copia stampabile di questa manuale, visitare il sito: V-MODA.com/MANUALS

deutsch

Eine Handbuch zum Ausdrucken erhalten Sie unter: V-MODA.com/MANUALS

한국어

수 동의 인쇄판을 얻으려면 V-MODA.com/MANUALS

简体中文

要获得手工的打印件，请访问 V-MODA.com/MANUALS

繁體中文

要獲得本手工之打印件，請訪問 V-MODA.com/MANUALS

日本語

このマニュアルの印刷できる版を得るためには、V-MODA.com/MANUALS

INSPIRED IN ITALY
STYLED IN HOLLYWOOD

ROCK SAFELY

Enjoy your music responsibly. According to the American Speech-Language-Hearing Association, “listening to headphones at high volumes for extended periods of time can directly result in lifelong hearing loss”. We at V-MODA are dedicated to providing an enjoyable listening experience, but we also care greatly about your personal health and safety. We recommend that you listen to your headphones at comfortable volume levels for reasonable periods of time.

How to enjoy your music responsibly.

- Turn down the volume. A good point of reference is half volume.
- Limit listening time. Give your hearing a “time out.”

Be aware of your surroundings. Do not use headphones during activities such as driving, bicycling or jogging while on public roads. Many states have laws prohibiting such actions. Obey local laws, be alert, and listen responsibly.

Caution around children. Keep out of reach of children, the parts included with this product can be a choking hazard. This product is not intended for children under 7 years of age.

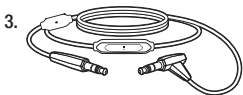
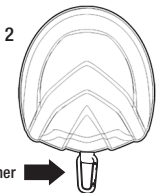
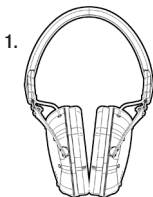
WELCOME

Welcome to V-MODA, the music lifestyle. We sincerely hope you enjoy our headphones, the pinnacle of sound and quality design. With the essence of music at the foundation of all we do, we have precisely engineered our headphones to provide an enjoyable and natural sound signature, which invokes the sense of listening to your music live.

Play Hard. Rock Harder.

Package Contents

1. Over-Ear Headphones
2. Carrying Case
3. 1-Button SpeakEasy Mic Cable
4. 6.3mm (¼ inch) Adapter
5. Audio SharePlay Cable

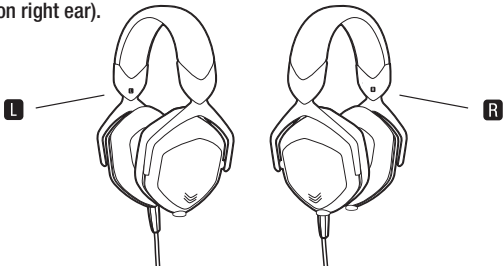


Available Accessories

Custom metal shields, replacement detachable color cables, 3-Button SpeakEasy Mic Cable, Blackberry Smartphone adapter, CoilPro cable and fashion accessory headbands may be ordered at V-MODA.com.

Using Your Headphones

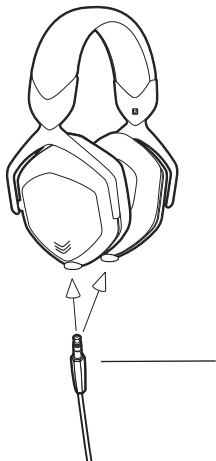
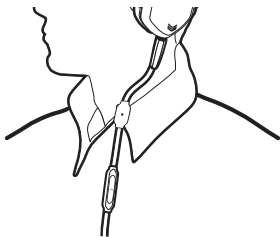
1. Very important: place earcups on corresponding ear (“L” on left ear, “R” on right ear).



2. Push hair back, extend the earcups from headband until they fit comfortably on ear, creating a snug fit to ensure highest quality and comfort.



3. **Wear headphones with the cord hanging in front of your head to ensure headphones stay put during strenuous activity.**



4. **Insert straight plug into either earcup (or one in each to mix the audio). To share music with your friends, use the SharePlay cable.**

Using Call/Music Control* Feature on iPhone®

1. During music playback
 - Click play button once to pause and again to resume playback
 - Click play button twice quickly to track forward
 - Click play button three times quickly to track backward
2. During calls
 - Click play button once to answer incoming call, click once to end call
 - Press and hold play button down for about two seconds to decline an incoming call
 - Click play button once to switch over to call waiting, click again to switch back to original call

Audio compatible with the iPod®, iPhone®, iPad™, tablets, CD, MP3, portable gaming, computers and devices with a 3.5mm audio port. visit V-MODA.com/SOUNDCHECK as functionality may vary

Folding Your Headphones

To fold correctly, be sure to place earcups cushion to cushion.



correct



incorrect

Protecting Your Headphones

- Minimize exposure to moisture. Not intended for use while swimming, bathing or showering
- Use provided carrying case while idle
- Keep headphones clean and free of debris
- **Do not pull on cable to disconnect plug from device**
- **Do not wrap cable around MP3 player while still plugged in** as it puts unnecessary pressure on plug-cord connection



Troubleshooting

If you are experiencing trouble with your headphones, please refer to the troubleshooting guidelines below. If the problem persists, please contact the V-MODA customer service department at V-MODA.com/support or 1.888.VMODA.LA.

Trouble	Suggestions
No audio	Make certain the audio device's headphone jack is free of debris and that the headphone plug is securely connected.
Lack of or excessive bass or treble	Turn off any audio enhancement features on audio device. Make sure cable is firmly connected to the headphone (use straight plug) and device (use 45° plug). If the problem persists, try another cable.
Uneven Sound	Make sure cable is firmly connected to the headphone by ensuring male 3.5mm is inserted into female 3.5mm all the way.
Distorted sound	Check to make sure the problem is not with the audio device or the file which you are listening to. Ensure the EQ settings on the device are set properly. Make certain you have a snug fit and that the driver is pointed directly towards the ear canal.

Cleaning Your Headphones

To keep your headphones clean, periodically wipe with a dry cloth.

Note on Static Electricity

In particularly dry air conditions, mild tingling may be felt on your ears. This is a result of static electricity accumulated in the body, and not a malfunction of the headphones. Wearing clothes made from natural materials can minimize the effect.

Hearing Safety

The Occupational Safety Health Administration has developed the following noise exposure chart to help determine what levels and lengths of listening are safe.

Sound Level dBA	Maximum Listening Duration
90	8 hrs
92	6 hrs
95	3 hrs
100	2 hrs
102	1 ½ hrs
105	1 hr
110	½ hr
115	¼ hr or less

V-MODA Premier Limited Warranty

V-MODA warrants the owner of the product against defects in materials or workmanship as declared below:

- V-MODA will repair or replace the product at no charge for two (2) years from the date of purchase.
- Products must be purchased from a V-MODA authorized dealer.
- After the warranty period, or in cases where the Premier Limited Warranty does not apply, the consumer may contact V-MODA customer service to request 50% off a replacement V-MODA headset* (see next page). This warranty does not cover shipping, installation and removal of any other costs. Proof of purchase may be required and should be retained.
- This Premier Limited Warranty does not cover cosmetic damage, acts of God, misuse, accidents, commercial use, and modification to the product, improper connection, improper use or attempted repair by unauthorized distributors renders this warranty null and void.* (see next page)
- This warranty does not cover products purchased open box, sold as-is, by private party resale or any other third party purchases from unauthorized distributors. Transfer of V-MODA products through unauthorized distributors renders this warranty null and void.
- A proof of purchase may be in the form of a receipt or bill of sale, with the model of the product, price and the date of purchase stated.

Restrictions

V-MODA is not responsible to repair or replace the product if in violation of this warranty. This warranty gives the purchaser specific legal rights, you may also have other rights which vary from state to state that may result in the change of this warranty.*

To obtain service under this warranty agreement, properly protect the product in a shipping package, as we are not responsible for items lost or damaged in transit, and include a copy of the original receipt.

Please visit v-moda.com/support for further instructions, in order to fill out the online warranty form and for the current V-MODA warranty mail stop mailing address.

To acquire a printable version of this warranty, please visit V-MODA.com/support. For customer service inquiries, please e-mail support@v-moda.com. You may also call **1.888.VMODA.LA** Monday through Friday, 9:00 am to 5:00 pm (PST).

V-MODA SHALL NOT BE LIABLE FOR ANY INCIDENTAL, SPECIAL OR CONSEQUENTIAL DAMAGES OF ANY KIND. ALL IMPLIED WARRANTIES INCLUDING BUT NOT LIMITED TO MERCHANTABILITY OR FITNESS FOR PARTICULAR PURPOSE ON THIS PRODUCT ARE LIMITED IN DURATION TO THE WARRANTY PERIOD FROM THE DATE OF ORIGINAL PURCHASE. *

*** V-MODA Immortal Life Program - 50% off lifetime discount**

Music doesn't break headphones, extreme listeners do. Fortunately, with the V-MODA Immortal Life Program, we've got your back. We understand that head-banging or sky diving while listening to your headphones can result in unforeseen circumstances. We don't judge.

(continue on page 11)

All we ask is that you send the over-ear headphones (or what's left of them) to us and we'll email you a 50% off coupon towards a new set of V-MODA over-ear headphones from V-MODA.com.

Before you send them though, tell us your story by contacting us at support@v-moda.com or by phone at 1.888.VMODA.LA (M-F, 9am – 5pm). If you have a great story, we may throw in a free V-MODA tee or hat.

Contact support@v-moda.com or call 1.888.VMODA.LA, Monday through Friday, 9:00 am to 5:00 pm (PST), to inquire how to get your coupon. Send us the original headphones for replacement and the model number of your replacement preference and we will electronically send you a 50% off coupon towards your future headphone purchase.

©2012 V-MODA, LC. All rights reserved. V-MODA, the V-MODA logo and BLISS are all trademarks of V-MODA, LC.

iPhone, iPod, iPod classic, iPod nano, iPod shuffle, and iPod touch are trademarks of Apple Inc., registered in the U.S. and other countries. iPad is a trademark of Apple Inc.

Designed by V-MODA in Hollywood, California. Assembled in China. Hex design/utility, product, drivers, packaging and accessories are patented or patent pending.





PAUSE 

PLEASE DO NOT RETURN TO RETAILER

For any issues relating to your V-MODA product,
please contact our Customer Concierge directly.

:: visit ::

V-MODA.com/support

:: email ::

support@v-moda.com

:: or call ::

888.VMODALA

NOW PLAY 

Scan the QR Code on the front of the manual to
instantly register your product and qualify for the
V-MODA Premier Warranty and Immortal Life Program,
or visit V-MODA.com/register