



USER'S MANUAL



REGISTER NOW AT
V-MODA.com/REGISTER





fugazi
BEWARE OF FAKES

CAUTION



If **serial number** on manual cover or bottom of packaging is missing or defaced, **please return to retailer** immediately.

IMMORTAL
LIFE
PROGRAM

2YR
WARRANTY





english

To acquire a printable version of this manual, please visit V-MODA.com/manuals

español

Para adquirir una versión impresa de este manual, visite por favor V-MODA.com/manuals

français

Pour obtenir une version imprimable de cette manuel, veuillez consulter V-MODA.com/manuals

italiano

Per ottenere una copia stampabile di questa manuale, visitare il sito V-MODA.com/manuals

deutsch

Eine Handbuch zum Ausdrucken erhalten Sie unter: V-MODA.com/manuals

한국어

수 동의 인쇄판을 얻으려면 V-MODA.com/manuals

简体中文

要获得说明书的打印件，请访问 V-MODA.com/manuals

繁體中文

要獲得說明書的打印件，請訪問 V-MODA.com/manuals

日本語

本取扱説明書の電子版を以下のページからダウンロード・
プリントアウトすることができます V-MODA.com/manuals







ROCK SAFELY


Enjoy your music responsibly. According to the American Speech-Language-Hearing Association, “listening to headphones at high volumes for extended periods of time can directly result in lifelong hearing loss”. At V-MODA, we are dedicated to providing an enjoyable listening experience, but we also care greatly about your personal health and safety. We recommend that you listen to your headphones at comfortable volume levels for reasonable periods of time.

How to enjoy your music responsibly.

- 
- Turn down the volume. A good point of reference is half volume.
 - Limit listening time. Give your hearing a “time out.”
- 

Be aware of your surroundings. Do not use headphones during activities such as driving, bicycling or jogging while on public roads. Many states have laws prohibiting such actions. Obey local laws, be alert, and listen responsibly.

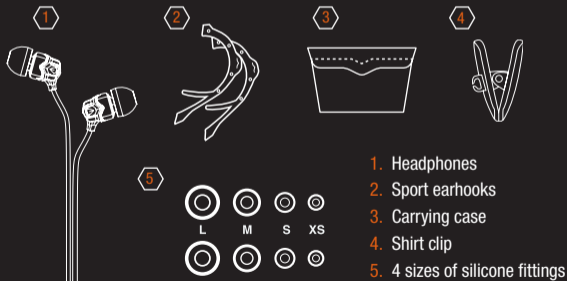
Caution around children. Keep out of reach of children, the parts included with this product can be a choking hazard. This product is not intended for children under 7 years of age.



WELCOME

Welcome to V-MODA, the music lifestyle. We sincerely hope you enjoy our headphones, the pinnacle of sound and quality design. With the essence of music at the foundation of all we do, we have precisely engineered our headphones to provide an enjoyable and natural sound signature, which invokes the sense of listening to your music live. **Play Hard. Rock Harder.**

Package Contents



USING YOUR HEADPHONES

1. Slide silicone fitting onto earbud



2. Insert earbud in corresponding ear canal ("L" into left ear, "R" into right ear)



3. Verify the earbud is inserted all the way into your ear, creating a snug fit (similar to an earplug) to ensure highest sound quality and comfort.
4. Wear headphones with the cord hanging in front of your head to ensure headphones stay put during strenuous activity.

PROTECTING YOUR HEADPHONES

- Minimize exposure to moisture. Not intended for use while swimming, bathing or showering
- Use provided carrying case while idle
- Keep headphones clean and free of debris
- Do not pull on cable to disconnect plug from device
- Do not wrap cable around device while still plugged in as it puts unnecessary pressure on plug-cord connection



OPTIMUM CLARITY

For improved clarity, clip the microphone control closer to your neckline.



USING YOUR SPORT EARHOOKS

To provide additional stability and minimize cable noise, please use the included sport earhooks, featuring Active Flex[®] technology. The independent suspension allows the earbud seal to remain intact and maintain the integrity of sound while flexing with every movement.

1. Start with earbud hanging about one inch below top of sport earhook (the curved end). Insert headphone cable into exterior channel, starting at the top, then moving downward towards the bottom of earhook.
2. Secure on ear by wrapping top of sport earhook around the top of your ear with the bottom pointing towards your shoulder. Then insert earbud into your ear.
3. Sport earhooks provide ultimate stability and minimize cable noise during even the most vigorous activity.





USING CALL/MUSIC CONTROL* FEATURE (FOR 1-BUTTON AND 3-BUTTON MODELS ONLY)

1. During music playback

- Click button once to pause and again to resume playback
- Click button twice quickly for next track
- Click button three times quickly for previous track

2. During calls

- Click button once to answer incoming call, click once to end call
- Press and hold button down for about two seconds to decline an incoming call
- Click button once to switch over to call waiting, click again to switch back to original call



* Mic + call control compatible with any iPhone and all phones with a 3.5mm port, results may vary. Audio compatible with smartphones, tablets, iPhone®, iPad™, iPod®, portable gaming, computers and devices with a 3.5mm audio port.

USING 3 BUTTON*** CONTROL FEATURE (FOR 3-BUTTON MODEL ONLY)

1. During music playback

- Press center button once to play and pause
- Press and hold + button to increase volume quickly
- Press and hold - button to decrease volume quickly
- Press center button twice for next track
- Press center button three times for previous track

2. During calls

- Press center button once to answer (music pauses automatically)
- To refuse an incoming call or to hang up an existing call, press and hold center button for 1-2 seconds, then release



*** Made for iPhone 6 Plus, iPhone 6, iPhone 5s, iPhone 5c, iPhone 5, iPhone 4s, iPhone 4, iPhone 3GS, iPad Air, iPad mini with Retina display, iPad (3rd and 4th generation), iPad mini, iPad 2, iPad, iPod touch (2nd through 5th generation), iPod classic, iPod nano (4th through 7th generation), and iPod shuffle (3rd and 4th generation)

Select smartphone functionality may vary.

TROUBLESHOOTING

If you are experiencing trouble with your headphones, please refer to the troubleshooting guidelines below. If the problem persists, please contact the V-MODA Six Star Service at V-MODA.com/SUPPORT or 1.888.VMODA.LA.

TROUBLE	SUGGESTIONS
No audio	Make certain the audio device's headphone jack is free of debris and that the headphone plug is securely connected.
Lack of or excessive bass or treble	Turn off any audio enhancement features on audio device. Ensure proper fitting is being used.
One earphone is quieter than the other	Remove silicone fitting and briskly blow into the earpiece. (It is possible there is debris inside housing, lodging sound driver in place.) NOTE: do not put your mouth around earbud.
Distorted sound	Check to make sure the problem is not with the audio device or the file to which you are listening. Ensure the EQ settings on the device are set properly. Make certain proper fitting is being used and that you have a snug fit (similar to that of an ear plug) and that the driver is pointed directly towards the ear canal.



REPLACEMENT ACCESSORIES

Replacement silicone fittings, sport earhooks, shirt clip and carrying case may be ordered at V-MODA.com.

CLEANING YOUR HEADPHONES




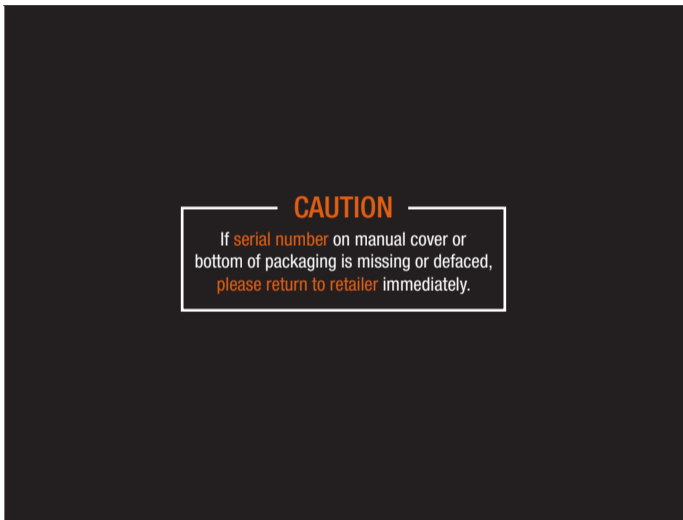
To keep your headphones clean, periodically remove the silicone fitting and wipe earpiece with a dry cloth. Replace silicone fitting when done.



NOTE ON STATIC ELECTRICITY

In particularly dry air conditions, mild tingling may be felt on your ears. This is a result of static electricity accumulated in the body, and not a malfunction of the headphones.





CAUTION


If **serial number** on manual cover or bottom of packaging is missing or defaced, **please return to retailer** immediately.










Limited Warranty

For a period of two (2) years from the date of retail purchase by the original end-use purchaser, V-MODA warrants that this product is free from any defects in manufacturing, materials and workmanship, under the following conditions:


- V-MODA will repair or replace the product within a reasonable period of time and free of charge for two (2) years from the date of retail purchase by the original end-use purchaser.
 - Product must be purchased from a V-MODA authorized reseller and delivered to you in new condition, in original packaging. This warranty does not cover products purchased open box, sold as-is, sold by private party resale or any other third party purchases from unauthorized resellers.
 - This Limited Warranty does not cover defects resulting from cosmetic damage, acts of God, misuse, accidents, commercial use, unauthorized alteration or modification of the product, improper connection, improper use or attempted repair by unauthorized distributors or resellers.
- 

- 
- 
- This warranty is void if the label bearing the serial number has been removed or defaced.
 - To obtain service under this limited warranty, visit V-MODA.com/WARRANTY to fill out the online warranty form and obtain further information.
 - To acquire a printable version of this warranty, please visit V-MODA.com/WARRANTY.
 - For other customer service inquiries, please e-mail support@V-MODA.com. You may also call 1.888.VMODA.LA Monday through Friday, 9:00 am to 5:00 pm (Pacific Standard Time).
 - This limited warranty gives you specific legal rights, and you also may have other rights that vary from state to state or country to country. Some places do not allow limitations on implied warranties or the exclusion or limitation of incidental or consequential damages, so the above limitations or exclusions may not apply to you.
- 
- 
- 




V-MODA Immortal Life Program - lifetime 50% discount


We do not judge. If you abuse your headphones crowdsurfing, stage diving, spelunking or otherwise, the V-MODA Immortal Life Program has your back.



All we ask is that you send the headphones (or what's left of them) to us and we'll email you a 50% off coupon towards a comparable product from V-MODA.com.



Visit V-MODA.com/Support, e-mail support@V-MODA.com or call 1.888.VMODA.LA, Monday through Friday, 9:00 am to 5:00 pm (PST), for information on how to get your 50% voucher.





For more support
please contact
V-MODA's
Six Star Service
V-MODA.com/SUPPORT

IMMORTAL
LIFE
PROGRAM

2YR
WARRANTY

©2015 V-MODA. All rights reserved. V-MODA, V, BLISS are registered trademarks of V-MODA.
U.S. pat. nos. D602475, 8,019,111, and other patents pending.

iPhone®, iPad®, iPod® are trademarks of Apple Inc., registered
in the U.S. and other countries.



CAUTION

If **serial number** on manual cover or
bottom of packaging is missing or defaced,
please return to retailer immediately.

PLEASE DO NOT RETURN TO RETAILER

For any issues relating to your V-MODA product,
please contact our Six Star Service directly.

visit

V-MODA.com/SUPPORT

email

support@V-MODA.com



twitter

@VMODASixStar

skype

V-MODASixStar

call

1.888.VMODALA





ACTIVATE YOUR WARRANTY

AND

50% IMMORTAL LIFE PROGRAM

REGISTER NOW

AT

V-MODA.com/**REGISTER**



IMMORTAL
LIFE
PROGRAM

