

USER'S MANUAL



REGISTER NOW AT
[V-MODA.com/REGISTER](https://www.v-moda.com/REGISTER)



CAUTION

If **serial number** on manual cover or bottom of packaging is missing or defaced, **please return to retailer** immediately.

IMMORTAL
LIFE
PROGRAM

1YR
WARRANTY

english

To acquire a printable version of this manual, please visit [V-MODA.com/manuals](https://www.v-moda.com/manuals)

español

Para adquirir una versión impresa de este manual, visite por favor [V-MODA.com/manuals](https://www.v-moda.com/manuals)

français

Pour obtenir une version imprimable de cette manuel, veuillez consulter [V-MODA.com/manuals](https://www.v-moda.com/manuals)

italiano

Per ottenere una copia stampabile di questa manuale, visitare il sito [V-MODA.com/manuals](https://www.v-moda.com/manuals)

deutsch

Eine Handbuch zum Ausdrucken erhalten Sie unter: [V-MODA.com/manuals](https://www.v-moda.com/manuals)

한국어

수 동의 인쇄판을 얻으려면 [V-MODA.com/manuals](https://www.v-moda.com/manuals)

繁体中文

要获得说明书的打印件, 请访问 [V-MODA.com/manuals](https://www.v-moda.com/manuals)

繁體中文

要獲得說明書的打印件, 請訪問 [V-MODA.com/manuals](https://www.v-moda.com/manuals)

日本語

本取扱説明書の電子版を以下のページからダウンロード・
プリントアウトすることができます [V-MODA.com/manuals](https://www.v-moda.com/manuals)

ROCK SAFELY

Enjoy your music responsibly. According to the American Speech-Language-Hearing Association, “listening to headphones at high volumes for extended periods of time can directly result in lifelong hearing loss”. At V-MODA, we are dedicated to providing an enjoyable listening experience, but we also care greatly about your personal health and safety. We recommend that you listen to your headphones at comfortable volume levels for reasonable periods of time.

How to enjoy your music responsibly.

- Turn down the volume. A good point of reference is half volume
- Limit listening time. Give your hearing a “time out”

Be aware of your surroundings. Do not use headphones during activities such as driving, bicycling or jogging while on public roads. Many states have laws prohibiting such actions. Obey local laws, be alert, and listen responsibly.

Caution around children. Keep out of reach of children, the parts included with this product can be a choking hazard. This product is not intended for children under 7 years of age.

WELCOME

Welcome to V-MODA, the music lifestyle. We sincerely hope you enjoy our headphones, the pinnacle of sound and quality design. With the essence of music at the foundation of all we do, we have precisely engineered our headphones to provide an enjoyable and natural sound signature, which invokes the sense of listening to your music live. **Play Hard. Rock Harder.**

Package Contents



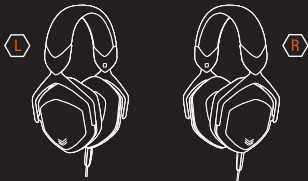
1. 1-Button SpeakEasy Mic Cable
2. Carrying Case
3. Over-Ear Headphones
4. USB Charging Cable
5. 1/4" Pro Adapter

Renaissance Headphone Accessories

BoomPro Mic, custom metal shields, detachable color cables, 3-Button SpeakEasy Mic Cable, CoilPro cable and XL cushions are available at V-MODA.com.

USING YOUR HEADPHONES

1. Very important: place earcups on corresponding ear.
“L” on left ear, “R” on right ear



2. Push hair back, extend the earcups from headband until they fit comfortably on ear, creating a snug fit to ensure highest quality and comfort




3. When wearing headphones wired (with cable connected), hang cable in front of your head to ensure headphones stay put during strenuous activity





4. When using the included cable, insert straight plug into earcup (not 45° angled plug)

WIRED MODE

1. During music playback

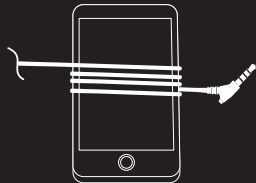
- Click  button once to pause and again to resume playback
- Click  button twice quickly for next track
- Click  button three times quickly for previous track

2. During calls

- Click  button once to answer incoming call, click once to end call
- Press and hold  button down for about two seconds to decline an incoming call



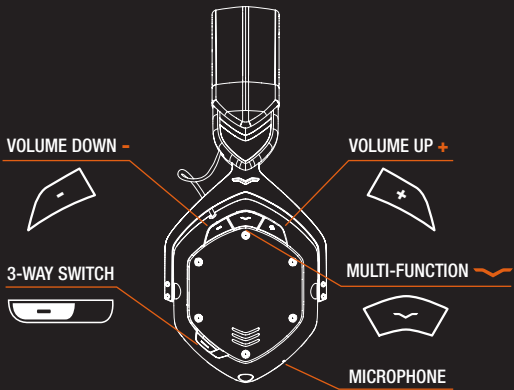
Audio compatible with smartphones, tablets, iPhone®, iPad™, iPod®, portable gaming, computers and devices with a 3.5mm audio port. Visit V-MODA.com/SOUNDCHECK as functionality may vary.



Protecting Your Headphones

- Minimize exposure to moisture.
Not intended for use while swimming, bathing or showering
- Use provided carrying case while idle
- Keep headphones clean and free of debris
- Do not pull on cable to disconnect plug from device
- Do not wrap cable around device while still plugged in as it puts unnecessary pressure on plug-cord connection

WIRELESS MODE



STEP BY STEP GUIDE

1 ON/OFF



OFF

...1s... ..1s..



ON

To turn headphones on, slide the 3-way switch to the middle position. LED will start to blink once per second.

2 NEW PAIRING

.....3s.....



HOLD 3sec



.....



RELEASE



Once powered on, slide switch to the right, hold 3 seconds, when the LED starts to blink twice per second, release the switch. The switch will return to the middle position and begin to search. Once "V-MODA Crossfade" appears in the "new Bluetooth devices" section on your phone, select it to begin pairing.

3 SEARCHING MODE (paired devices)




- on/middle connects to last paired device in a few seconds
- be sure Bluetooth on your device is on


4 CHARGING



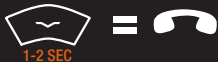
- blinking orange LED = battery low
- fading orange LED = charging
- white LED = charging complete


5 ANSWER A CALL



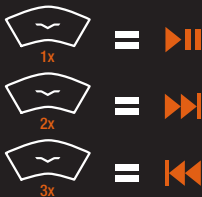
Press  once to answer
(music pauses automatically)


6 REFUSE / HANG UP



To refuse an incoming call or
to hang up an existing call,
press and hold  for 1-2
seconds, then release

7 TRACKS CONTROL



Press  once to play and pause


Press  twice for next track

Press  three times for previous track

Track controls may vary based on device and settings.

8 CLEAR THE PAIRED DEVICES HISTORY



To clear the paired devices history press and hold  for 3 seconds. LED lighting will change to blinking orange and white.

Troubleshooting

If you are experiencing trouble with your headphones, please refer to the troubleshooting guidelines below. If the problem persists, please contact the V-MODA Six Star Service at V-MODA.com/SUPPORT or 1.888.VMODA.LA.

TROUBLE	SUGGESTIONS
No audio (in wired mode)	Make certain the audio device's headphone jack is free of debris and that the headphone plug is securely connected.
Lack of or excessive bass or treble (in wired mode)	Turn off any audio enhancement features on audio device. Make sure cable is firmly connected to the headphone (use straight plug) and device (use 45° plug). If the problem persists, try another cable.
Uneven Sound (in wired mode)	Make sure cable is firmly connected to the headphone by ensuring male 3.5mm is inserted into female 3.5mm all the way.
Distorted sound	Check to make sure the problem is not with the audio device or the file to which you are listening. Ensure the EQ settings on the device are set properly. Make certain you have a snug fit and that the driver is pointed directly towards the ear.

TROUBLE	SUGGESTIONS
Headphones will not charge	<ul style="list-style-type: none">- Make sure both USB plugs are firmly connected into their sockets- Disconnect and reconnect the USB charging cable- If charging with your computer, be sure the USB port is powered and remember to plug in your computer
Trouble during the pairing process	<ul style="list-style-type: none">- Be sure the headphones are not connected to the charger and the power switch is on- Turn your headphones off, then on again- Remember to turn on the <i>Bluetooth</i> feature on your device- Turn off the <i>Bluetooth</i> feature on any other device which has been previously paired (can only pair with one device at a time)- Clear the history of paired devices by pressing and holding Volume + and Volume - for 3 seconds- Try to pair with another device to be sure that both the headphone and your Bluetooth device are working properly
Audio and video do not match	There may be a delay from some sources or applications. Try streaming from another device or select another track.

TROUBLE	SUGGESTIONS
Receiving no audio or low quality audio from a streaming audio source	<ul style="list-style-type: none">- Check the battery- Check the pairing- Be sure the audio source is playing- Try streaming from another device or select another track- Be sure the volume on the device is not muted or turned down- Move the device and headphones closer (max 33 feet or 10 m)- Keep away from any possible interference (wireless routers, other <i>Bluetooth</i> devices, microwaves etc)- Close any applications on your device that are not in use and disable the Wi-Fi

CAUTION

The operation temperature of devices is between -10°C (14°F) to 45°C (113°F). The battery will not work properly if temperature is beyond that range.



For more support
please contact
V-MODA's
Six Star Service
[V-MODA.com/SUPPORT](https://www.vmoda.com/SUPPORT)

Cleaning Your Headphones

To keep your headphones clean, periodically wipe with a dry cloth.

Note on Static Electricity

In particularly dry air conditions, mild tingling may be felt on your ears. This is a result of static electricity accumulated in the body, and not a malfunction of the headphones. Wearing clothes made from natural materials can minimize the effect.

Limited Warranty

For a period of one (1) year from the date of retail purchase by the original end-use purchaser, V-MODA warrants that this product is free from any defects in manufacturing, materials and workmanship, under the following conditions:

- V-MODA will repair or replace the product within a reasonable period of time and free of charge for one (1) year from the date of retail purchase by the original end-use purchaser
- Product must be purchased from a V-MODA authorized reseller and delivered to you in new condition, in original packaging. This warranty does not cover products purchased open box, sold as-is, sold by private party resale or any other third party purchases from unauthorized resellers

- This Limited Warranty does not cover defects resulting from cosmetic damage, acts of God, misuse, accidents, commercial use, unauthorized alteration or modification of the product, improper connection, improper use or attempted repair by unauthorized distributors or resellers
- This warranty is void if the label bearing the serial number has been removed or defaced
- To obtain service under this limited warranty, visit V-MODA.com/WARRANTY to fill out the online warranty form and obtain further information
- To acquire a printable version of this warranty, please visit V-MODA.com/WARRANTY

- For other customer service inquiries, please e-mail support@V-MODA.com. You may also call 1.888.VMODA.LA Monday through Friday, 9:00 am to 5:00 pm (Pacific Standard Time)
- This limited warranty gives you specific legal rights, and you also may have other rights that vary from state to state or country to country. Some places do not allow limitations on implied warranties or the exclusion or limitation of incidental or consequential damages, so the above limitations or exclusions may not apply to you

V-MODA Immortal Life Program - lifetime 50% discount

We do not judge. If you abuse your headphones crowdsurfing, stage diving, spelunking or otherwise, the V-MODA Immortal Life Program has your back.

All we ask is that you send the headphones (or what is left of them) to us and we will email you a 50% off coupon towards a comparable product from V-MODA.com.

Visit V-MODA.com/Support, e-mail support@V-MODA.com or call 1.888.VMODA.LA, Monday through Friday, 9:00 am to 5:00 pm (PST), for information on how to get your 50% voucher.

IMMORTAL
LIFE
PROGRAM

1YR
WARRANTY

CAUTION

If **serial number** on manual cover or
bottom of packaging is missing or defaced,
please return to retailer immediately.

FCC

NOTE: This device complies with Part 15 of FCC Rules. Operation is subject to the following two conditions: (1) This device may not cause harmful interference, and (2) This device must accept any interference received, including interference that may cause undesired operation.


NOTE: This equipment has been tested and found to comply with the limits for a Class B digital device, pursuant to Part 15 of the FCC Rules. These limits are designed to provide reasonable protection against harmful interference in a residential installation. This equipment generates, uses, and can radiate radio frequency energy and, if not installed and used in accordance with the instructions, may cause harmful interference to radio communications.

However, this is no guarantee that interference will not occur in a particular installation. If this equipment does cause harmful interference to radio or television reception, which can be determined by turning the equipment off and on, you are encouraged to try to correct the interference by one or more of the following measures on the next page:

- Reorient or relocate the receiving antenna
- Increase the separation between the equipment and receiver
- Connect the equipment to an outlet on a different circuit than the one to which the receiver is connected
- Consult the dealer or an experienced radio/TV technician for help

Changes or modifications not expressly approved by V-MODA could void the user's authority to operate this equipment.

This device complies with Industry Canada license exempt RSS standard(s). Operation is subject to the following two conditions: (1) this device may not cause harmful interference, and (2) this device must accept any interference received, including interference that may cause undesired operation.

 V-MODA hereby declares that this product is in compliance with the essential requirements and other relevant provisions of Directive 1999/5/EC and all other applicable EU directive requirements. The complete declaration of conformity can be found at V-MODA.com/COMPLIANCE.

V-MODA Milano Design

©2015 V-MODA. All rights reserved.

V-MODA, the V-MODA logo, Crossfade, V-PORT are trademarks of V-MODA. U.S. Pat. Nos. D683212, D698333, D625703, and patents pending.

iPhone®, iPad®, iPod® are trademarks of Apple Inc., registered in the U.S. and other countries.

The Android robot is reproduced or modified from work created and shared by Google and used according to terms described in the Creative Commons 3.0 Attribution License.

Windows® is either a registered trademark or trademark of Microsoft Corporation in the United States and/or other countries.

The Bluetooth® word mark and logos are registered trademarks owned by Bluetooth SIG, Inc. and any use of such marks by V-MODA is under license.

Other trademarks and trade names are those of their respective owners.

CAUTION

If **serial number** on manual cover or bottom of packaging is missing or defaced, please **return to retailer** immediately.



PLEASE DO NOT RETURN TO RETAILER

For any issues relating to your V-MODA product,
please contact our Six Star Service directly.

visit

V-MODA.com/SUPPORT

email

support@V-MODA.com



twitter

@VMODASixStar

skype

V-MODASixStar

call

1.888.VMODALA



ACTIVATE YOUR WARRANTY

AND

50% IMMORTAL LIFE PROGRAM

REGISTER NOW

AT

V-MODA.com/**REGISTER**



IMMORTAL
LIFE
PROGRAM



Do Not Print

EDIT TIME: 11/26/2015

COMPOSER: Eleonora Dani

FILE NAME: XFW_UserManual_24_print