


LED Open Sign For Sale - The Best For Your Business

It's often difficult for businesses to stand out from the competition. Yet, one of the best ways to get noticed is also one of the more affordable. Our lighted neon style LED open sign is a perfect way to attract those extra customers into your store or shop. With it's bright red and blue flashing lights and two modes of motion enjoy this economical method of receiving more customers by purchasing via amazon now.

[Buy Now at Amazon](#)

FEATURES



- Two Motions - Flashing & Steady
- Long Power Cord - 8.5 Feet Long
- Compatible with Timer
- Complete with Sturdy Chain
- Power on/off Button

BENEFITS

- EASE OF USE

The sign is simple to use. Once removed from the packaging connect the chain holder to the sign and hang it up. Use the toggle switch to set the mode of motion you prefer.

- HIGH VISIBILITY

When neon style lighting is combined with a black background the luminous effect is proven to be very eye catching. Our sign offers just this and can be seen during the night and day from a distance. Our colors are chosen carefully. Red is proven to get people's attention and holds it while blue gives a cool and trustworthy note. All this is at work in the subconscious mind while the potential customer is now accessing your storefront.

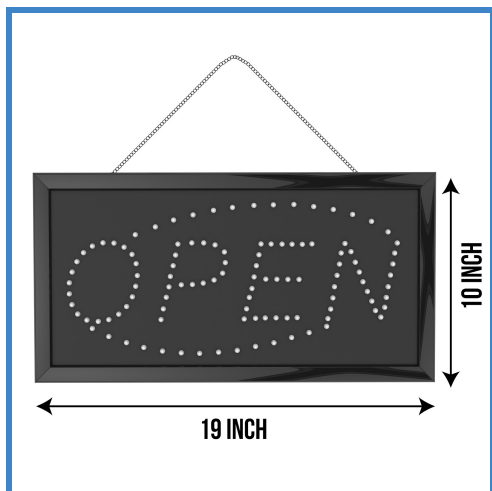
- COLLECTORS ITEM OR INTERIOR DECOR

OPEN signs makes an excellent collectors item, ideal for hanging on the wall of a 50s to 80s themed restaurant, the inside of your pub, club, cafe, tea shop, your garage, man cave and more.

- KEEP IT GREEN!


The sign also uses 100% LED technology allowing it to be more friendly to the environment we live in while serving your advertisement needs. There is no toxic use of neon within this product and with an energy consumption rate of 0.5 watts per hour you will see cost savings over time in comparison to neon signs which can have consumption rates 5 to 10 times higher.

USER GUIDE




STEP 1: Simply attached the chain to the sign and hang it in front of your window, wall or glass door.

STEP 2: Plug in the cable to the nearest socket. The cable is 8.5 feet long and the plug (Type A) can be used with a timer.



CABLE: 8.5 FEET



STEP 3: Press the on/off switch located on the cable and use the red toggle switch located on the side of the sign to set the mode of motion.