


# AICOK

## Temperature Variable Electric Gooseneck Kettle



MODEL: KE4012

READ THIS BOOKLET THOROUGHLY BEFORE USING AND  
SAVE IT FOR FUTURE REFERENCE.



### HOUSEHOLD USE ONLY

Booth: No.3H012, Trading Plaza, No.5, Huanan city,  
Pinghu Street, Longgang District, Shenzhen, China  
Facebook Page: <https://www.facebook.com/aicoks/>  
Website: [www.aicok.cc](http://www.aicok.cc)

MADE IN CHINA

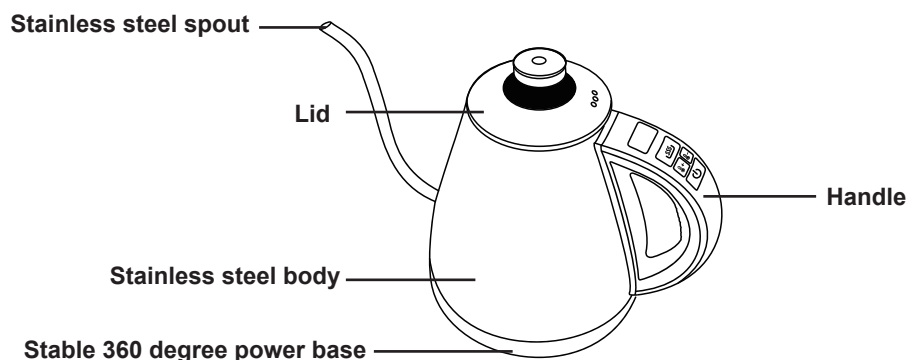


Thank you for purchasing the Aicok KE4012 Electric Gooseneck Kettle. We are dedicated to offer 24-Month Warranty, Lifetime Maintenance, and 24/7 Customer Service.

Please follow our Facebook to enjoy Membership; there will be more Special Offer, Lucky Draw, VIP Price, as well as Video Tutorial associated with making coffee. <https://www.facebook.com/aicoks/>

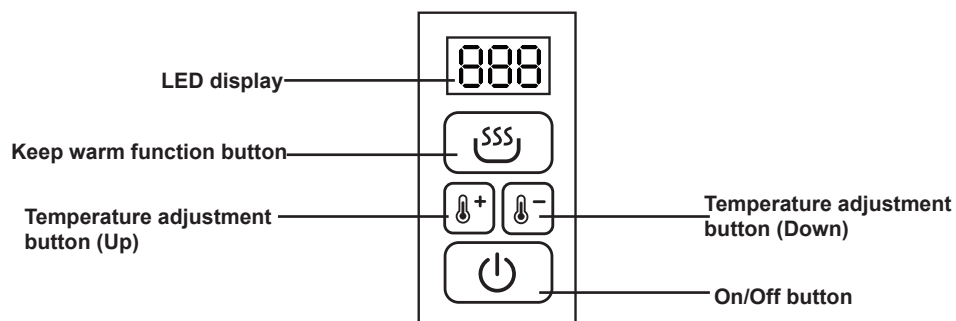
Please read this user manual carefully and keep it for future reference.

## PRODUCT DIAGRAM









## BEFORE USE

1. The kettle must be placed on a stable, flat and dry surface.
2. Before the first time using, please boil up the water twice without any additives.



## GETTING STARTED

1. Press the ON/OFF button without setting other functions. The kettle will turn on and beeps, the ON/OFF button will lit red. Then it will begin to work.
 
2. Press this button to increase temperature you want while the light is blue. Each discontinuous press will make the temperature increase 2 °F, each continuous press will make the temperature increase 9 °F. The kettle boils water up to max 212 °F.
 
3. Press this button to decrease temperature while the light is blue. Each discontinuous press will make the temperature decrease 2 °F, each continuous press will make the temperature decrease 9 °F. The lowest temperature is 104 °F.
 
4. If you want to set the keep-warm function, press this button. And the indication light will be blue.
 
5. Press both  and  for 3 seconds at the same time, the temperature display will be switched between °C and °F. Attention the reaction is short, please adjust the temperature while the light is blue.

### Notes:

1. Do not open the lid when boiling water.
2. Do not immerse the plug and the base into water or any other liquids. This may cause electric shock.
3. Adjust the temperature while the light is red. Please pay attention the adjust temperature reaction is short.
4. Do not use rude brush or any other abrasive objects to clean it.

### Tips:

Recommended temperature for tea and coffee  
 104 - 140 °F – blends for babies  
 158 °F – green and white tea  
 194 °F – instant coffee  
 212 °F – black tea

## SPECIFICATIONS:

<b>Model</b>	<b>KE4012</b>
<b>Working Voltage</b>	<b>120V</b>
<b>Working Power</b>	<b>1000W</b>
<b>Frequency</b>	<b>60Hz</b>
<b>Capacity</b>	<b>1.0L</b>
<b>Dimensions</b>	<b>11.6 x 6.3x 8.9 in/29.4x15.9x22.5cm</b>
<b>Weight</b>	<b>2.61 lb</b>

## FAQ:

- 1. Does it hit the right temperature without having to cool down?**  
This kettle doesn't shoot past the desired temperature. Once the temp approaches the set point, a relay turns the heating element on and off to slow the heating. Once it reaches the desired temperature it will either shut off or maintain the temperature depending on the setting you use.
- 2. How do you use the keep-warm function?**  
Press the power button till it turns red. Then press the keep warm button.
- 3. Would the kettle be damaged if I always fill it with 1/2 of it's capacity leaving the other half without water?**  
As long as you fill the kettle to the minimum fill level, usually two cups, you should be fine with the amount you care to heat.
- 4. Is the kettle very loud as it heats up?**  
The kettle does not make loud sound, the only sound you can hear is the water heating up after it reaches about 212 Fahrenheit, but it is very quiet.

### Warranty & Customer Support

For questions, assistance or warranty claims, please contact us at the address below with your Amazon order ID. Please rest assure that Aicok Electric Gooseneck Kettle is back by 24-month warranty and lifetime maintenance.  
support@aicok.cc  
<https://www.facebook.com/groups/aicok/>