



PROHEAT 2X[®] LIFT-OFF[®] DEEP CLEANER

WARNING

Refer to the enclosed user guide for complete instructions and important safety notices.

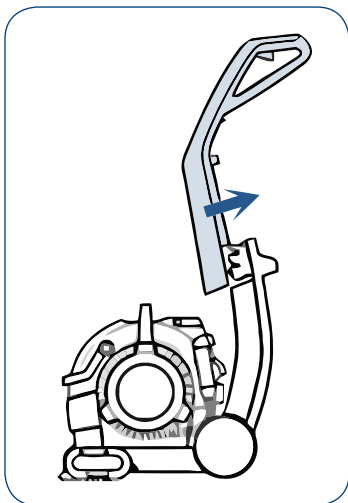
Innovative Two-in-One Carpet Cleaner

- » Clean a full room in the upright position
- » 2X DirtLifter[®] PowerBrushes loosen and remove deep down dirt
- » Detach the pod for cleaning stairs and upholstery or convenient spot cleaning
- » Use the BISSELL Professional formula to achieve professional results

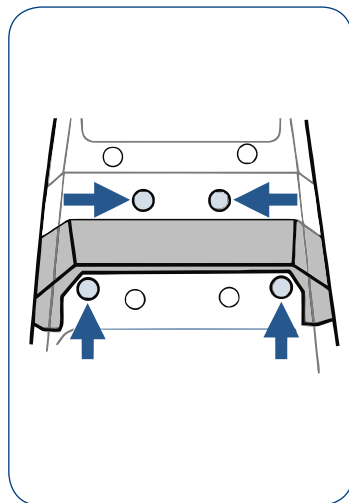
PARTS INCLUDED

1. Upper Handle
2. Portable Spot Cleaner/Base
3. 4 Screws (taped to handle)
4. Tool Attachment(s)
5. 2 Trial Size Formulas

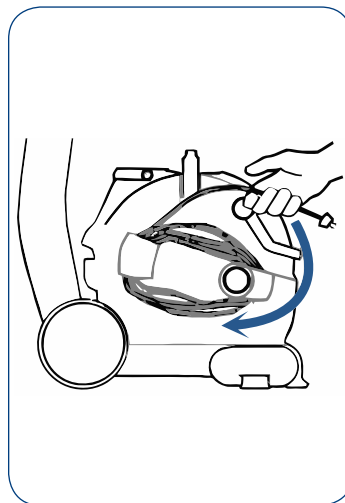
Assembly Instructions



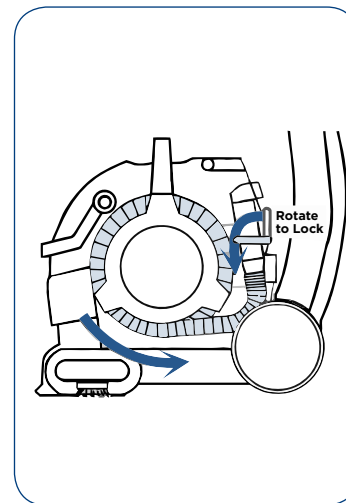
1. Slide handle into base.



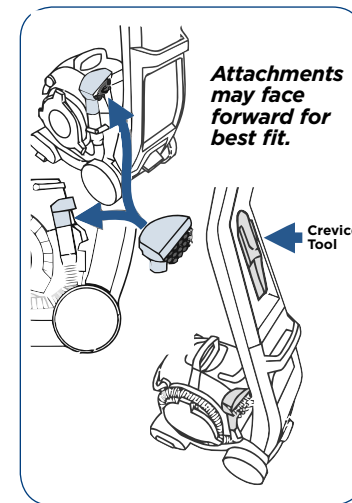
2. On the back insert 4 screws in a slight upward angle. **NOTE: Screw in screws at an upward angle**



3. Wrap cord.



4. Wrap hose and lock in place by rotating latch.



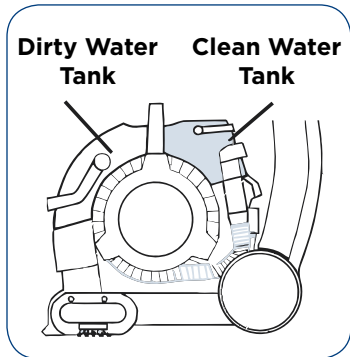
5. Place attachment(s) - Since attachments vary by model, see carton to see which attachments are included

QUICK START GUIDE


For further instructions
reference the User Guide or visit
www.BISSELL.com

Fill Instructions

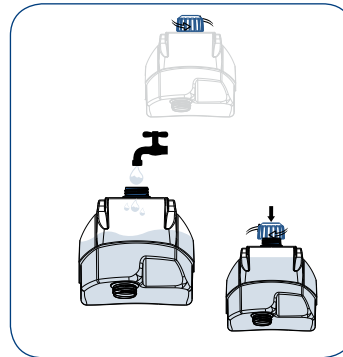
FILL WITH WATER



1. Locate the Clean Water Tank on back side of the Pod



2. Pull handle up and lift Clean Water Tank



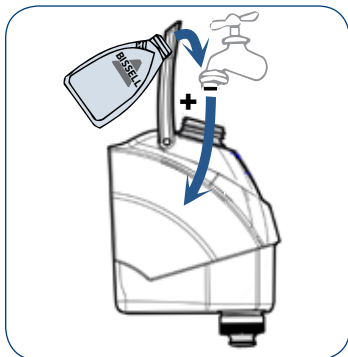
3. Remove Cap, fill with hot tap water (140F/60°C) to Water Line.

Deep Cleaning Tips & Tricks

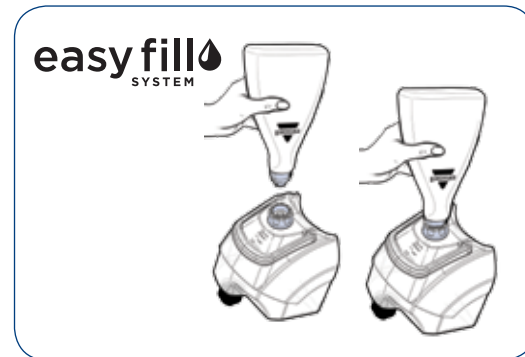
- » Vacuum first to remove all loose dirt, debris, and pet hair before deep cleaning your carpet.
- » Plan a cleaning route to leave an exit path. It is best to begin cleaning in the corner farthest from your exit.
- » Ensure your machine is stored properly for the next time you use it! For details on how to properly store your machine, refer to User Guide.

Choose Your Formula

ANTIBACTERIAL FORMULA

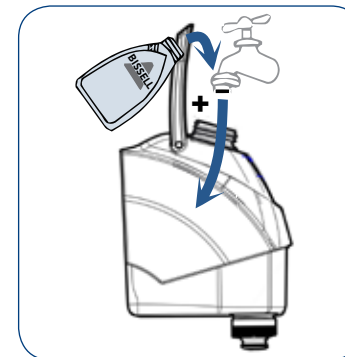


With Trial Size Antibacterial Formula: After adding hot water, pour the antibacterial formula into the clean tank up to the **EasyFill** line. Twist the cap back onto the tank.

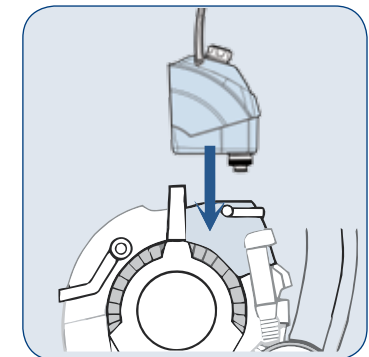


For Future Use with Full-Size Antibacterial Formula: After filling the clean tank with hot water, twist the yellow cap back onto the tank. Firmly insert the full size formula bottle into the cap on the clean tank and squeeze until formula reaches the **EasyFill** line.

2X FORMULA



After adding hot water to the tank, add 1.5 oz of 2X formula.



DON'T FORGET!
Place the tank back on the unit.