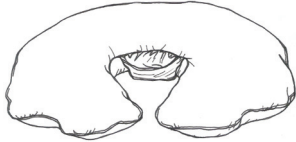


Instructions for use with seat wrap:

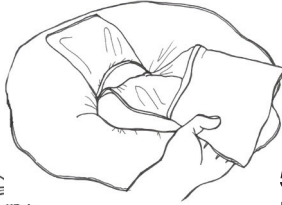
Cuddle-U®

nursing pillow and more

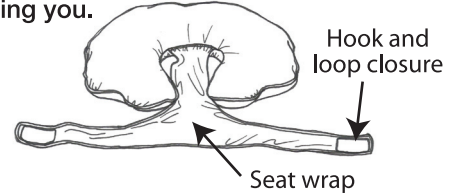
1) This is how your Cuddle-U® appears when it's removed from the package. The pocket is shown on the bottom side.



2) Flip your Cuddle-U® over. The pocket should be facing you. Pull the seat wrap out completely until the pocket is empty.



3) Flip your Cuddle-U® over again, so the pocket is on the bottom. Flatten the seat wrap. The hook and loop closures on the ends of the seat wrap should be facing you.



4) Place baby facing up as shown here. The seat wrap will go between baby's legs like a diaper. Tuck pillow to fit snugly against baby's body. The seat wrap's top seam should be positioned across baby's tummy area.



5) Attach the hook and loop closure to the opposing hook and loop strip on the bottom side of the Cuddle-U®. Adjust wrap as needed to fit pillow snugly against baby's body.



You may decide to use your Cuddle-U® without the seat wrap. Simply fold the seat wrap and tuck into pocket.



For tummy time support, position baby as shown. This position is intended for healthy infants ages 4 months and older who are able to hold up their head independently. An adult must always be within arm's reach.



When seat wrap is not needed, allow baby to recline on Cuddle-U® as shown above without the seat wrap. Always fold and tuck seat wrap away when not in use.



For nursing or bottle feeding, simply place Cuddle-U® on lap and wrap around waist. Place baby on Cuddle-U® in desired feeding position.

Use Cuddle-U® for sit-up support when baby is able to sit up with assistance and maintain head control, about 5-6 months.

WARNING! TO PREVENT SERIOUS INJURY OR DEATH: Constant adult supervision is required at all times. Do not allow baby to lie face down or on side in the Cuddle-U®. For use on floor only unless in nursing position. Never place in the crib, on the bed, table, playpen, counter, or any elevated surface. Never move the Cuddle-U® while baby is on it. Do not use for sleeping. If baby begins to thrust body forward or is able to sit up without support, discontinue use of seat wrap. Wrap is intended to support infants who cannot sit up on their own. Never place baby in Cuddle-U® with seat wrap unsecured. Seat wrap should be tucked away into pocket (fig. 1) or properly secured (fig. 2). Never leave child unattended.

Never place baby in Cuddle-U® with seat wrap unsecured. Seat wrap should be tucked away into pocket (fig. 1) or properly secured (fig. 2).



Never place infant face down on Cuddle-U® with or without seat wrap.



fig. 1



fig. 2



Never position infant on side in Cuddle-U® with or without seat wrap.



Do not allow baby to sleep with this product.



Because you're expecting...more®