



# Amazon Alexa Setup

v15

Model NXG - 100

# NEXX HOME ALEXA SETUP

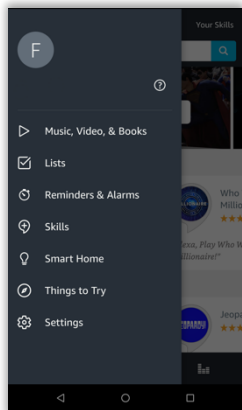
---

**Nexx Home** integrated with Alexa Skill allows you to control the opening and closing of your **Nexx Garage** as well as controlling your **Nexx Plug** by voice command.

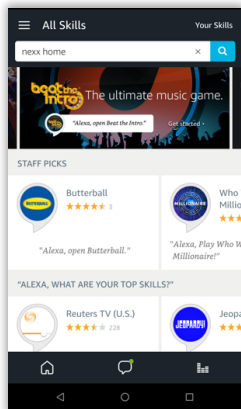
Following steps describes Nexx Home Alexa Skill setup.



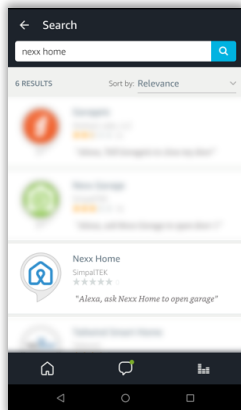
- 1) Open the Amazon Alexa app on your phone.
- 2) Press menu button in the upper left corner of screen and select "Skills" from the menu.



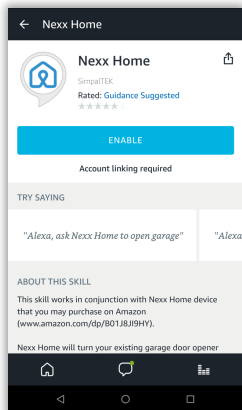
- 3) Search “nexx home” using the search field.



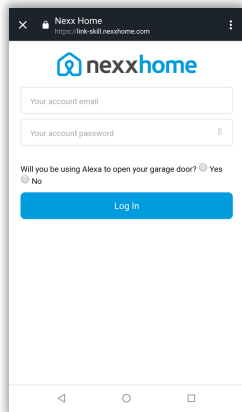
- 4) Select “Nexx Home” skill from the search results.



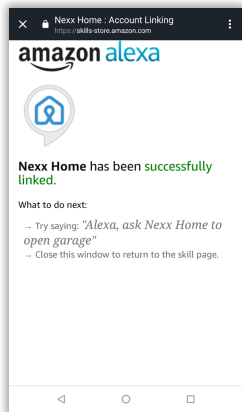
- 5) Press “Enable” button to start the linking your Nexx Home account with Amazon Alexa.



- 6) Provide your Nexx Home account credentials to link your account.



- 7) Once you've provided correct credentials, your account will be linked and you'll get success message.



### Nexx Garage Commands

- Alexa, tell Nexx Home to check garage door
- Alexa, tell Nexx Home to check door
- Alexa, tell Nexx Home to check garage
- Alexa, tell Nexx Home to open garage door
- Alexa, tell Nexx Home to open door
- Alexa, tell Nexx Home to open garage
- Alexa, tell Nexx Home to close garage door
- Alexa, tell Nexx Home to close door
- Alexa, tell Nexx Home to close garage
- Alexa, tell Nexx Home to open **Front Yard**
- Alexa, tell Nexx Home to close **Front Yard**
- Alexa, tell Nexx Home to check garage **Front Yard**

*Note: "Front Yard" is your assigned name to garage door in Nexx Home app. You can replace the name in above command with the name of your garage door.*

## Nexx Plug Commands

- Alexa, tell Nexx Home to turn on
- Alexa, tell Nexx Home to turn off
- Alexa, tell Nexx Home to turn on the plug
- Alexa, tell Nexx Home to turn off the plug
- Alexa, tell Nexx Home to check plug
- Alexa, tell Nexx Home to turn on **My Lamp**
- Alexa, tell Nexx Home to check plug **My Lamp**

*“My Lamp” is your assigned name to plug in Nexx Home app. You can replace the name in above command with the name of your plug.*

*Note: You can disable/enable pin code from Nexx Home app under your specific device “Settings”.*



# Google Home Setup

v15

Model NXG - 100

# NEXX HOME GOOGLE HOME SETUP

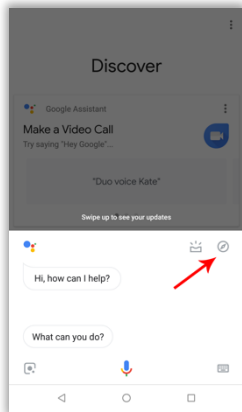
---

**Nexx Home** integrated with Google Assistant Action allows you to control the opening and closing of your **Nexx Garage** as well as controlling your **Nexx Plug** by voice command.

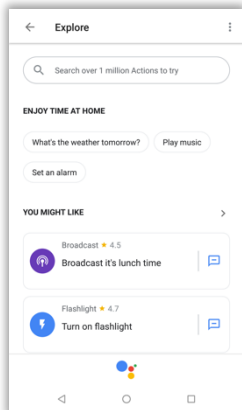
Following steps describes Google Home setup.



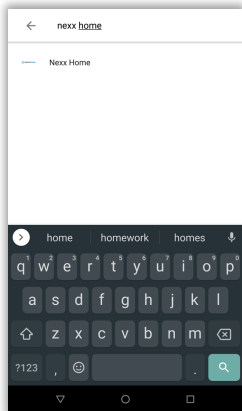
- 1) Open the Google Home app on your phone.
- 2) Press mic button and you'll see a little compass icon appear, click on it to go to explore.



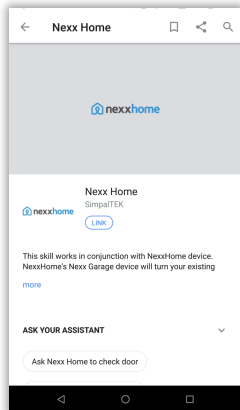
- 3) You'll land on explore section, where you can search actions.



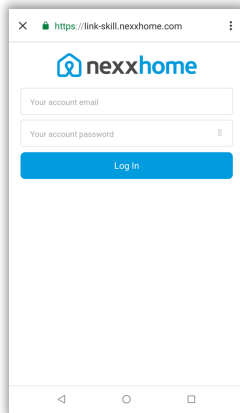
- 4) Search "Nexx Home" action using the search field and click on it.



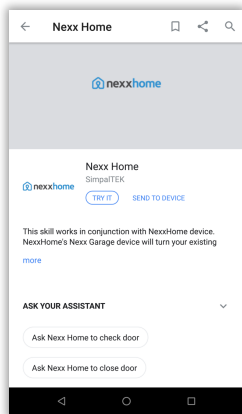
- 5) Press “LINK” button to start linking your Nexx Home account with Google Assistant.



- 6) Provide your Nexx Home account credentials to link your account.



- 7) Once you've provided correct credentials, your account will be linked and you'll get success message. You'll see the "TRY IT" button.



# NEXX HOME SKILL SETUP COMPLETED

---

## Nexx Garage Commands

- Hey Google, tell Nexx Home to check garage door
- Hey Google, tell Nexx Home to check door
- Hey Google, tell Nexx Home to check garage
- Hey Google, tell Nexx Home to open garage door
- Hey Google, tell Nexx Home to open door
- Hey Google, tell Nexx Home to open garage
- Hey Google, tell Nexx Home to close garage door
- Hey Google, tell Nexx Home to close door
- Hey Google, tell Nexx Home to close garage
- Hey Google, tell Nexx Home to open **Front Yard**
- Hey Google, tell Nexx Home to close **Front Yard**
- Hey Google, tell Nexx Home to check garage **Front Yard**

*“Front Yard” is your assigned name to garage door in Nexx Home app. You can replace the name in above command with the name of your garage door.*

## Nexx Plug Commands

- Hey Google, tell Nexx Home to turn on
- Hey Google, tell Nexx Home to turn off
- Hey Google, tell Nexx Home to turn on the plug
- Hey Google, tell Nexx Home to turn off the plug
- Hey Google, tell Nexx Home to check plug
- Hey Google, tell Nexx Home to turn on **My Lamp**
- Hey Google, tell Nexx Home to check plug **My Lamp**

*“My Lamp” is your assigned name to plug in Nexx Home app. You can replace the name in above command with the name of your plug.*

*Note: You can disable/enable pin code from Nexx Home app under your specific device “Settings”.*