

WARRANTY DATE CODE REFERENCE GUIDE



RESIDENTIAL & COMMERCIAL IRRIGATION
Built on Innovation®



STATEMENT OF WARRANTY Hunter Residential & Commercial Irrigation

Hunter Industries Incorporated (“Hunter”) warrants the following products to be free of defects in materials or workmanship under normal use in landscape irrigation applications for the specified period of time outlined below from the original date of manufacture:

ONE YEAR

ROTORS	SRM	MICRO	Micro Sprays
---------------	-----	--------------	--------------

TWO YEARS

ROTORS	PGP®-ADJ, PGJ	CONTROLLERS	Eco Logic, XC Hybrid, X-Core® and Pro-C® Families, ROAM, NODE, WVP, WVC, PSR
SPRAYS	PS Ultra Family	SENSORS	ET System
NOZZLES	Spray Nozzles, PCN, PCB, AFB, MSBN	MICRO	ACZ, PCZ, RZWS, Point Source Emitters
VALVES	PGV Family, PSR	ACCESSORIES	HCV, SJ, FLEXsg, HSBE Family, SpotShot

THREE YEARS

CONTROLLERS	ROAM XL	MP ROTATOR®	All
--------------------	---------	--------------------	-----

FIVE YEARS

ROTORS	PGP Ultra, I-20, I-25, I-40, and I-90	CENTRAL	IMMS® Central Control Products
SPRAYS	Pro-Spray®, PRS30, and PRS40 Families	SENSORS	Clik Sensors, Solar-Sync®, Flow-Sync®, MWS
VALVES	HQ, ICV, IBV, Accu-Sync®	MICRO	ICZ and PLD Tubing, Eco-Mat®, Eco-Wrap™
CONTROLLERS	I-Core®/DUAL® and ACC controller Families, ICD and Dual Decoder Products, ICR Remotes		




<http://hunter.direct/warranty>

All products currently under warranty have been included. If you do not see the product you're looking for it may no longer be under warranty. <http://hunter.direct/discontinued>

ROTORS

Hunter®

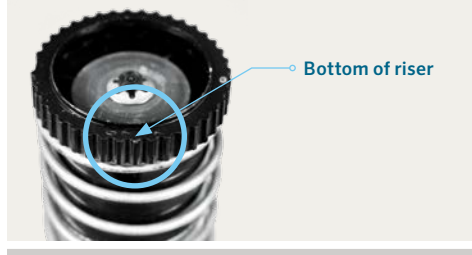


PGJ, PGM, SRM

Date code is located on the bottom of the riser, removed from body.

(yr/mo)

Warranty Period: 1 and 2 years




I-20-SS, I-25, I-40

Date code is located on the bottom of the riser, removed from body.

(yr/mo)

Warranty Period: 5 years




I-90

Date code is located on the lower diameter of the riser.

(mo/yr)

Warranty Period: 5 years

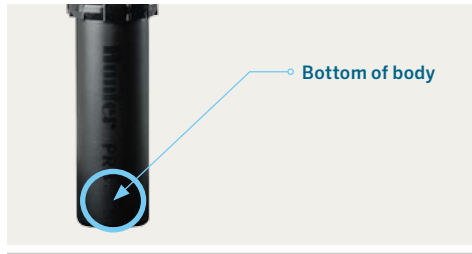


PGP®-ADJ, PGP Ultra, I-20 Plastic

Date code is located on the nozzle housing.

(yr/mo)

Warranty Period: 2 and 5 years




PGP Ultra, I-20 PRB

Date code is located on the bottom of the body.

(yr/mo)

Warranty Period: 5 years



PS Ultra

Date code is located in the ridges of the cap.
(mo/yr)

Warranty Period: 2 years



PRS30

Date code is located on the body cap.
(mo/yr)

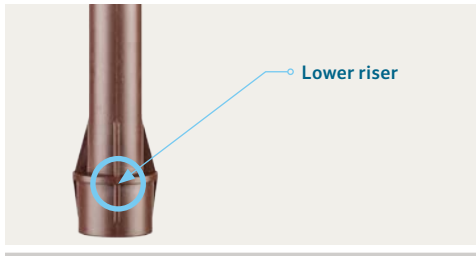
Warranty Period: 5 years



PRS40

Date code is located on the body cap.
(mo/yr)

Warranty Period: 5 years



PROS-00

Date code is located on the lower diameter of the riser.
(mo/yr)


Warranty Period: 5 years



Pro-Spray®

Date code is located on the body cap.
(q/yr)


Warranty Period: 5 years



MP Rotator

Date code is located under the screen.
(mo/dy/yr)


Warranty Period: 3 years



1" PGV

Date code is located on top of the bonnet.
(mo/yr)


Warranty Period: 2 years



1½", 2" PGV

Date code is located on top of the bonnet.
(mo/yr)

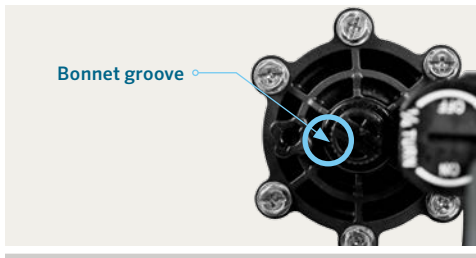
Warranty Period: 2 years



PGV-JT

Date code is located on the side of the inlet.
(mo/yr)


Warranty Period: 2 years



PGV-ASV

Date code located in the bonnet groove.
(mo/yr)

Warranty Period: 2 years



ICV

Date code is located on top of the bonnet.
(mo/yr)

Warranty Period: 5 years



Solenoid

Date code is located on the top.
(yr/wk)

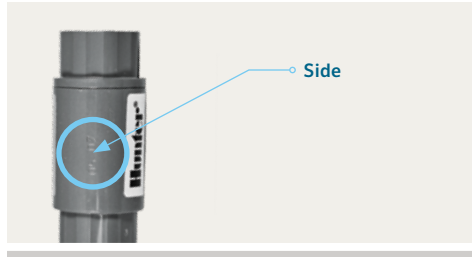
Warranty Period: 5 years



Accu-Sync®

Date code on lower diameter near the thread end.
(mo/yr)


Warranty Period: 5 years



HCV

Date code is located on the side.
(mo/yr)

Warranty Period: 2 years



SRV

Date code is located on top of the bonnet.
(mo/yr)

Warranty Period: 2 years




Quick Coupler

Date code is located on the top of valve.
(mo/yr)

Warranty Period: 5 years

SENSORS

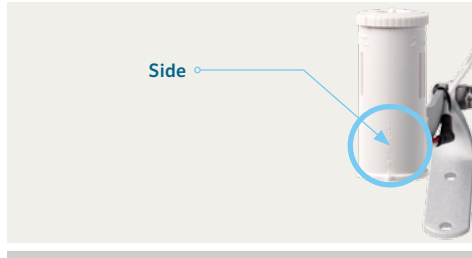
Hunter®



Mini-Clik®

Date code is located on the side.
(mo/yr)


Warranty Period: 5 years



Rain-Clik®

Date code is located on the side.
(mo/yr)

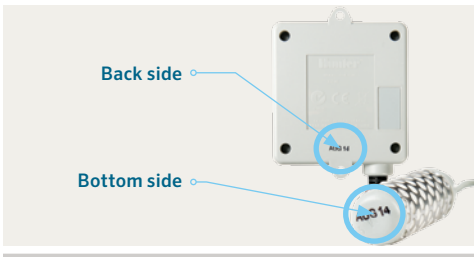
Warranty Period: 5 years



Wireless Rain-Clik and Receiver

Receiver date code is located on the back side. Sensor date code is located on the bottom.
(mo/yr)

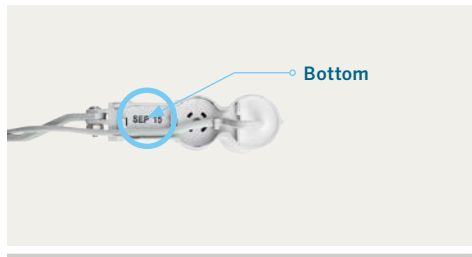
Warranty Period: 5 years



Soil-Clik®

Receiver date code is located on the back side. Sensor date code is located on the bottom.
(mo/dy)

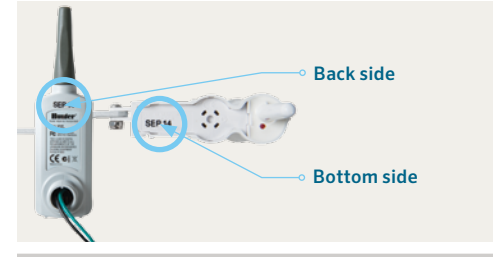
Warranty Period: 5 years



Solar Sync®

Date code is located on the bottom of the sensor.
(mo/yr)

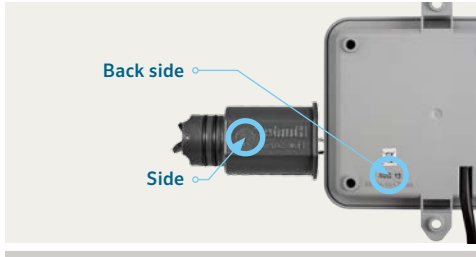
Warranty Period: 5 years



Wireless Solar Sync

Receiver date code is located on the back side. Sensor date code is located on the bottom.
(mo/dy)

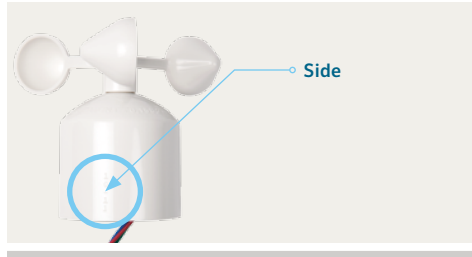
Warranty Period: 5 years



Flow-Sync®

Receiver date code is located on the back side. Sensor date code is located on the side.
(mo/yr)

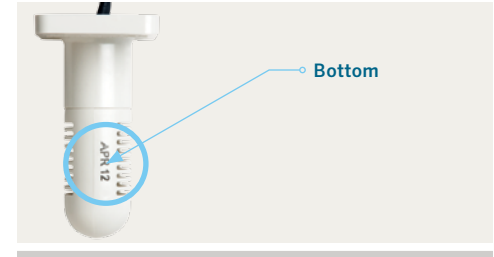
Warranty Period: 5 years



Wind-Clik®

Date code is located on the side.
(mo/yr)


Warranty Period: 5 years



Freeze-Clik®

Date code is located on the bottom of sensor.
(mo/yr)

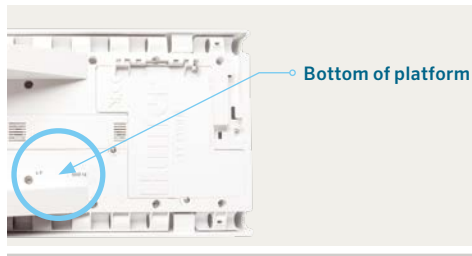
Warranty Period: 5 years



Mini-Weather Station

Date code is located on the side.
(mo/yr)

Warranty Period: 5 years




ET Sensor

Date code is located on the bottom of sensor platform.
(mo/yr)

Warranty Period: 2 years

CONTROLLERS

Hunter®



X-Core® Facepack

Date code is located on the bottom of controller.
(yr/mo/dy)

Warranty Period: 2 years

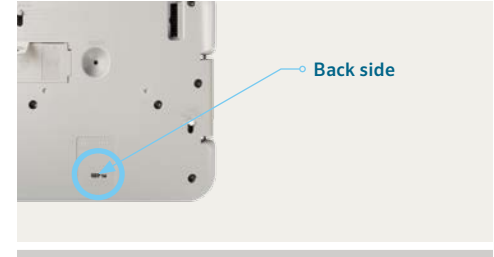


XC Hybrid, X-Core® Compartment

Date code is located in the lower right of wire compartment.

(mo/yr)

Warranty Period: 2 years



Pro-C®, PCC Facepack

Date code is located on the back side.
(mo/yr)


Warranty Period: 2 years



Pro-C®, PCC Compartment

Date code is located in the top right wire compartment.
(mo/yr)


Warranty Period: 2 years



I-Core® Facepack

Facepack date code is located in the battery compartment.
(mo/dy)

Warranty Period: 5 years




I-Core® Compartment

Compartment date code is located in the lower right wire compartment.
(mo/dy)

Warranty Period: 5 years

CONTROLLERS


Hunter®



ACC Facepack

Date code is located in the battery compartment.
(mo/yr)

Warranty Period: 5 years



ACC Compartment

Date code is located in back of the wire compartment.
(mo/yr)


Warranty Period: 5 years



DUAL® Decoder

Date code is located on the back side, or on the bottom.
(mo/yr)

Warranty Period: 5 years



ACC Master Module

Date code is located on top of the connection plate.
(mo/yr)

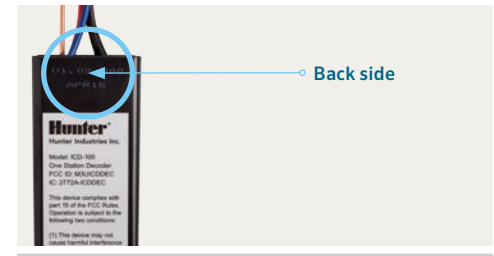
Warranty Period: 5 years



ACC Communication Modules

Date code is located on the back side.
(mo/yr)

Warranty Period: 5 years



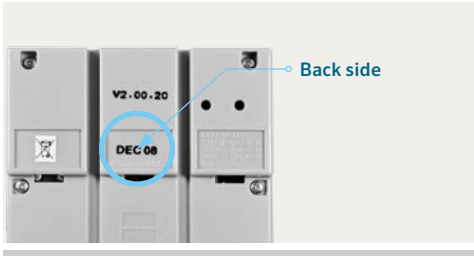
ICD Decoders

Date code is located on the back side, above approvals label or on the bottom.
(mo/yr)

Warranty Period: 5 years

CONTROLLERS

Hunter®



ADM-99

Date code is located on the back side.
(mo/yr)


Warranty Period: 5 years



ICD-HP

Date code is located on the back side.
(mo/yr)

Warranty Period: 5 years



ICR

Transmitter date code is located on the back side.
Remote date code is located in the battery compartment.
(mo/dy)

Warranty Period: 5 years



ROAM Transmitter

Date code is located in the battery compartment cover.
(mo/yr)


Warranty Period: 2 years



ROAM Receiver

Date code is located on the back side.
(mo/yr)


Warranty Period: 2 years



ROAM XL

Date code is located in the battery compartment.
(mo/yr)

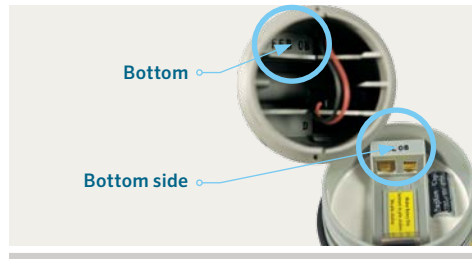
Warranty Period: 3 years



NODE

Date code is located in the battery compartment.
(mo/yr)

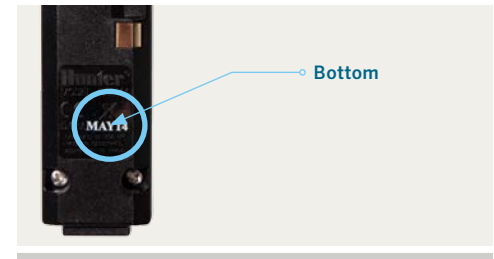
Warranty Period: 2 years



WVP, WVC

Date codes are located in the battery compartment.
(mo/yr)

Warranty Period: 2 years



PCM, ICM, ACM Module

Date code is located on the bottom or back side.
(mo/yr)

Warranty Period: 2 and 5 years



PSR

Date code is located on the inside cover.
(mo/yr)

Warranty Period: 2 years



RAD-3

Date code is located on the back side.
(mo/yr)

Warranty Period: 5 years

HUNTER CUSTOMER SUPPORT

At Hunter, we've always believed the difference lies in providing world-class product support to make your job easier. When you need technical help, whether it's to ask a quick question or to get product-specific troubleshooting assistance, you can count on Hunter to provide the best support in the industry. Our knowledgeable experts are always available to help you.

Technical Support

Contact us for support with all Hunter and FX Luminaire products. Both English and Spanish speaking representatives are available.
800-733-2823 | huntertechnicalsupport@hunterindustries.com
Open Mon-Fri 6:00 am – 4:00 pm PST.

Online product support

Visit our Support Library for instructional videos, owner's manuals, installation details, articles, and more.
www.hunterindustries.com/support

Customer Service

Our dedicated Customer Services Representatives are available for assistance with product orders, order status, RMAs and more.
800-383-4747

Product Specialist Program

This unique training program is designed to equip you and your customers with the knowledge to become familiar with Hunter products at no cost to you. Many courses are now available in Spanish.
<http://training.hunterindustries.com>

Hunter Preferred Program

Your customers can earn points on the Hunter and FX Luminaire products they are purchasing. Contractors and public agencies can enroll online.
<http://preferred.hunterindustries.com>

Questions about the program?
877-888-0167 | hunterpreferred@hunterindustries.com

Frequently Ordered Literature

These items can be ordered through your dedicated Hunter customer service representative using the following numbers:

Hunter Catalog	LIT-600	
Hunter Price List	LIT-419	
Hunter Spare Parts List	21-1494	<i>download only</i>
Product Reference Guide	LIT-667	
Product Installation Guide	INT-973	
FX Luminaire Price List	FXLIT-184	
FX Luminaire Spare Parts List	FXLIT-027	
FX Luminaire Catalog	FXLIT-183	



Helping our customers succeed is what drives us. While our passion for innovation and engineering is built into everything we do, it is our commitment to exceptional support that we hope will keep you in the Hunter family of customers for years to come.

A white, stylized handwritten signature of Gregory R. Hunter is centered on the page.

Gregory R. Hunter, President of Hunter Industries

Website www.hunterindustries.com

Customer Support 800-733-2823

Technical Service 800-383-4747

USA HEADQUARTERS

1940 Diamond Street
San Marcos, California 92078, USA
TEL: 760-744-5240

MEXICO MANUFACTURING

ISO 9001:2008 Certified
Calle Nordika #8615
Tijuana, B.C., Mexico C.P., 22640
TEL: +52 664-903-1300
FAX: +52 664-903-1325

Europe

Avda. Diagonal 523, 5°- 2°
Edificio Atalaya
08029 Barcelona, Spain
TEL: +34 9-34-94-88-81

Australia

Suite 7, 202 Ferntree Gully Road
Notting Hill, Melbourne, Victoria 3168, Australia
TEL: +61 3-9562-9918
FAX: +61 3-9558-6983

Middle East

P.O. Box 2370
Amman, 11941, Jordan
TEL: +962 6-5152882
FAX: +962 6-5152992

China

B1618, Huibin Office Bldg.
No.8, Beichen Dong Street
Beijing 100101, China
TEL/FAX: +86 10-84975146