

Go to
purwater.com
to register your product
and look for special offers.



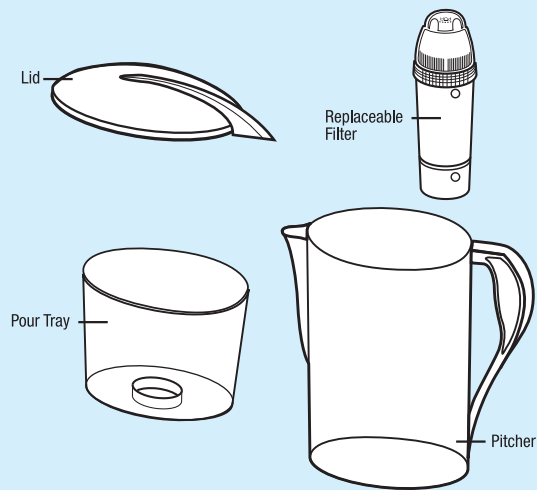
Owner's Manual
purwater.com
1-800-PUR-LINE

CR-6000

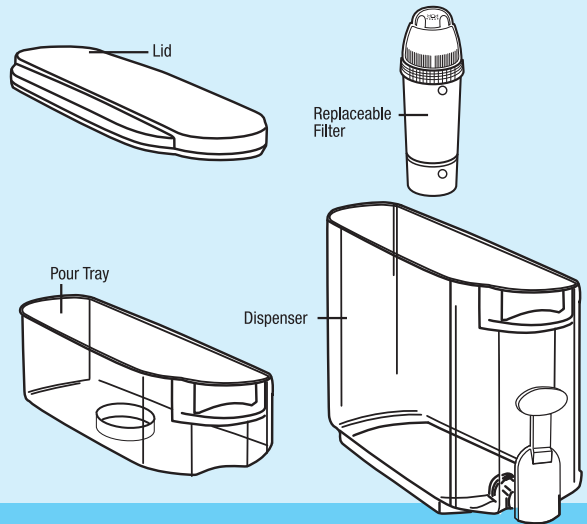
CR-6000C

DS-1800Z

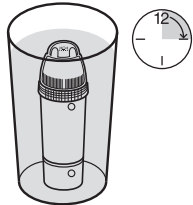
PUR CR-6000 Pitcher Components




DS-1800Z Dispenser Components



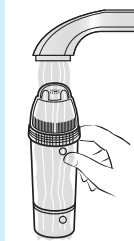
Installation & How to Use



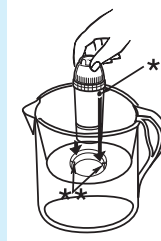
1. SOAK THE FILTER FOR 15 MINUTES PRIOR TO FIRST USE.



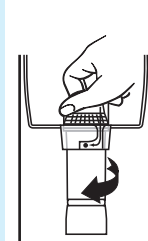
2. HAND WASH PITCHER COMPONENTS.




3. FLUSH FILTER WITH COLD WATER FOR 10 SECONDS PRIOR TO FIRST USE.



4. INSERT FILTER.



5. TWIST FILTER TO LOCK IN PLACE.



6. FOR FILTERED WATER
 - Fill pour tray with cold water. **Do not use hot water.**
 - Allow the pour tray to completely drain into the pitcher reservoir.



7. Filter Life Calendar Instructions

- Remove the cling calendar decal and place it anywhere on the outside of your PUR water filtration system.
- The green part of the Begin-End indicator should be placed on or near today's date. The red portion of the indicator will show the corresponding date 2 months later. Replace the filter at this time.

Troubleshooting

Unfiltered water leaks into the filtered water reservoir.

Unfiltered water is leaking out of the pour tray when I tip the pitcher to pour.

The valve leaks on my dispenser.

Check to be sure that the filter has been twisted firmly into place.

Completely drain the pour tray before pouring filtered water out of the pitcher to prevent unfiltered water from mixing with the filtered water.

Check to be sure nothing is coming in contact with the valve (i.e.- refrigerator door) that would accidentally open the valve and let water spill out.

For warranty service or product performance concerns, please Contact PUR Consumer Relations *FIRST* for resolution. By telephone: 1-800-PUR-LINE (1-800-787-5463)


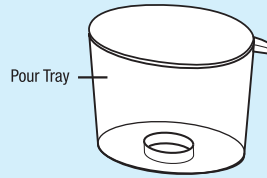
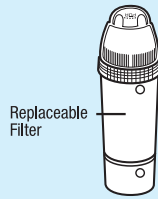
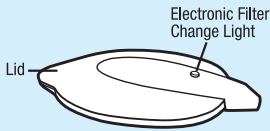
For Optimal Use, Care and Safety

- Do not use with water that is microbiologically unsafe or of unknown quality without adequate disinfection before or after the system. Systems that are certified for cyst reduction may be used on disinfected water that may contain filterable cysts. Individuals requiring water of specific microbiological purity should consult their physician.
- Do not use with water above 82°F/28°C as this may damage the filter. Use with cold water only.
- Hand wash pitcher, pour tray and lid with mild soapy water.

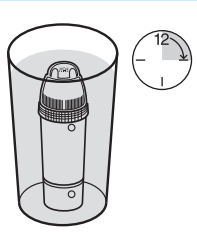
For Technical Specifications and Performance Data Summary, please see insert.

PÜR CR-6000C Pitcher Components


Go to purwater.com
to register your product and
look for special offers.



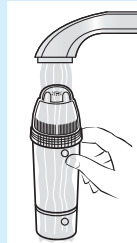
Installation & How to Use



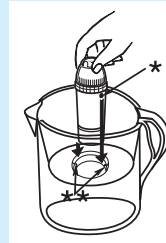
1. SOAK THE FILTER FOR 15 MINUTES PRIOR TO FIRST USE.



2. HAND WASH PITCHER COMPONENTS.




3. FLUSH FILTER WITH COLD WATER FOR 10 SECONDS PRIOR TO FIRST USE.



4. INSERT FILTER.



5. TWIST FILTER TO LOCK IN PLACE.




6. FOR FILTERED WATER
 - Fill pour tray with cold water. **Do not use hot water.**
 - Allow the pour tray to completely drain into the pitcher reservoir.



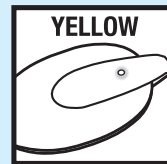
7. RESET THE ELECTRONIC FILTER CHANGE LIGHT
 - Hold the reset button for at least 5 seconds.
 - The light will flash green when reset.

How to Monitor Filter Life

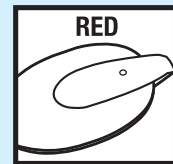
The electronic filter change light will flash every time you pour.



FILTER IS WORKING



CHANGE FILTER SOON



CHANGE FILTER NOW

Reset the electronic filter change light each time the filter is replaced.

90 Day Limited Warranty

PÜR (Warrantor), warrants your PÜR Filtration Pitcher (CR-6000, CR-6000C and DS-1800Z) for ninety (90) days from the date of purchase (except for the filter cartridge which is warranted for 30 days) against all defects in materials and workmanship, when used in compliance with the Owner's Manual.

If the product proves to be defective within ninety days from the date of purchase, call 1-800-787-5463. The warrantor assumes no responsibility for incidental or consequential damages; for damages arising out of misuse of the product or the use of any unauthorized attachment.

This warranty gives you specific legal rights, and you may have other legal rights which vary from state to state.

Should service be required or you have any questions regarding how to use your PÜR Product, please call PÜR Consumer Relations at 1-800-787-5463, or US Consumers visit our website at www.purwater.com.

Complete warranty registration at www.purwater.com

Distributed by Procter & Gamble
Cincinnati, OH 45202

PÜR is a registered trademark of
The Procter & Gamble Company, Cincinnati, OH 45202

95718529