

DURABLE MEDICAL EQUIPMENT



Effective Programs, Quality Products,
and Superior Customer Service

Rollators

Walkers

Walker Accessories

Walker Parts

Canes, Tips and Grips

Crutches

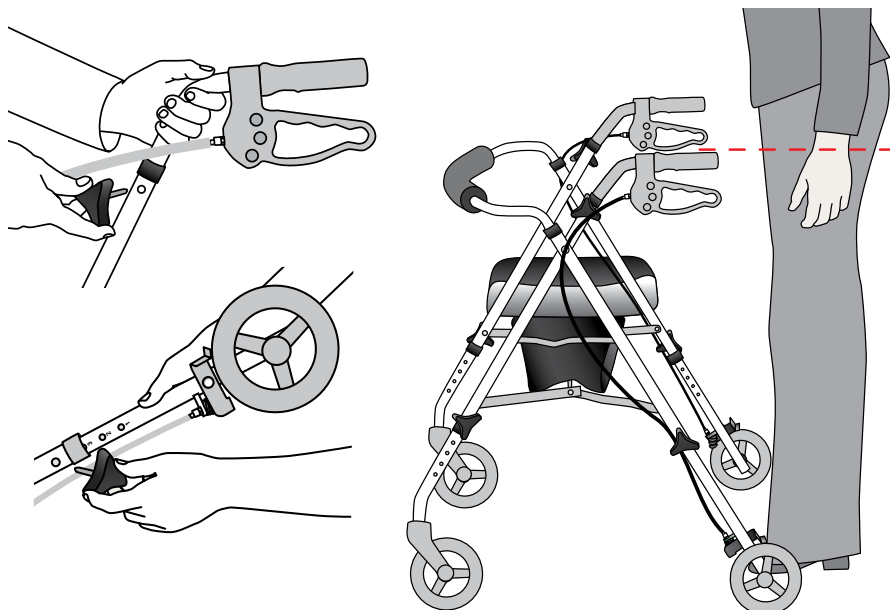
Knee Walkers

Sizing Guide for Rollators, Walkers, Crutches and Canes

Rollators

Rollators provide users with both a mobility aid and a seat to rest on when tired. These two functions require two measurements be taken to accurately size a rollator. Some rollators only allow for adjustments on the handles, while other rollators adjust at both the handles and on the legs for a more custom fit.

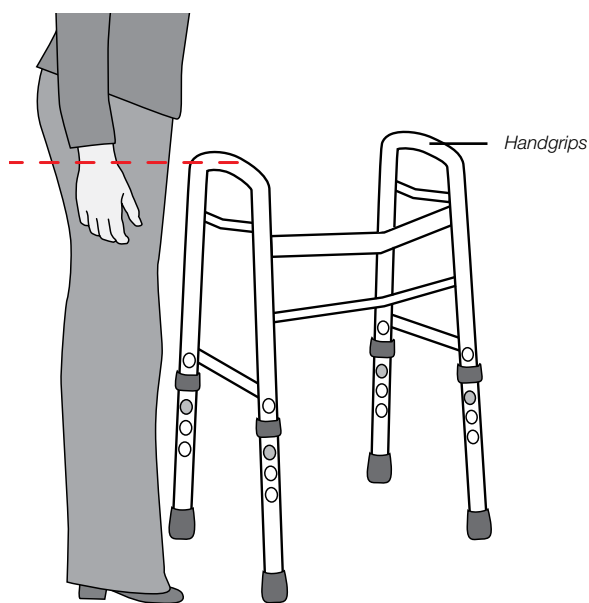
1. Measure from the ground to the crease in the back of the knee. (See Dimension A, page 21)
2. Adjust the rollator legs accordingly so the seat is at same height as A.
3. Keeping arms at your side with a natural bend at the elbow, measure from the ground to the center of the wrist. (See Dimension B, page 21).



Walkers

Proper walker sizing can help prevent poor posture and prevent injury from misuse or falling. Medline's walkers all use push-button mechanisms that let the walkers adjust to various heights.

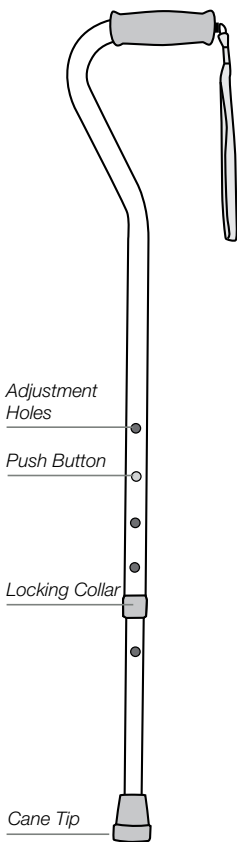
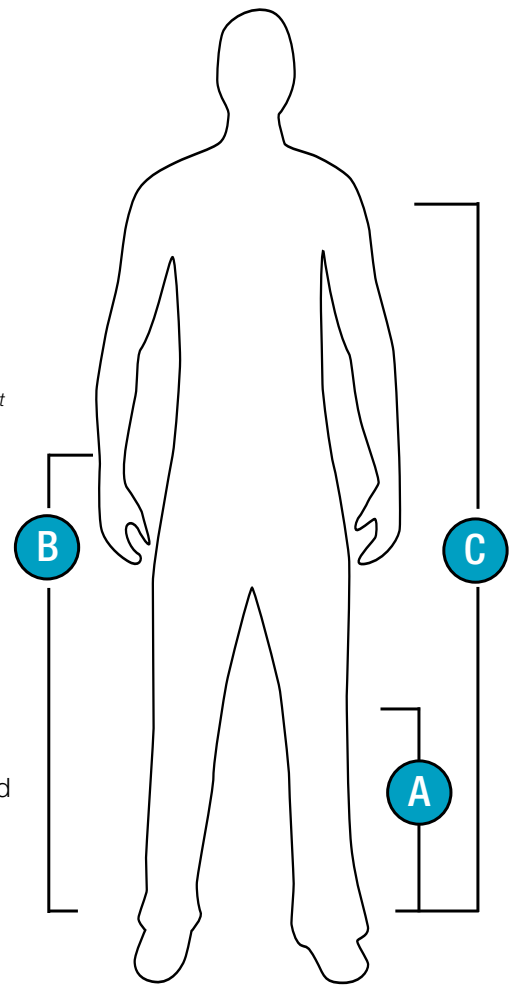
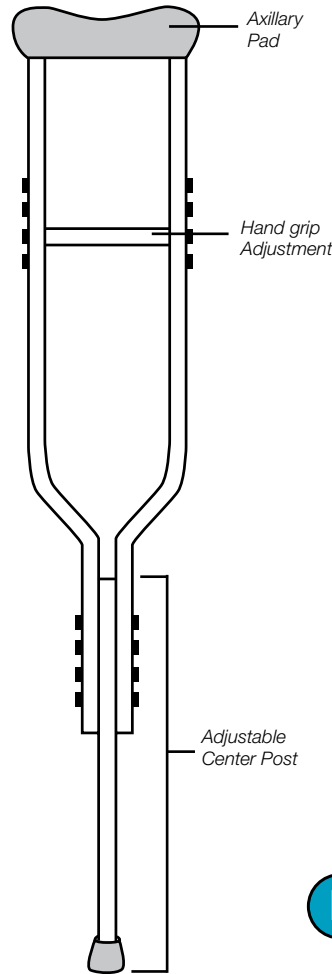
1. Select a walker that is appropriate to the weight of the patient.
2. Keeping arms at your side with a natural bend at the elbow, measure from the ground to the center of the wrist. (See Dimension B, page 21)
3. Adjust all four legs to the same height so that the handgrips match the same height as the wrist.



Axillary Crutches

Crutches are the traditional mobility aid for when one leg is almost entirely non-weight-bearing. Aluminum or wooden axillary (under the arm) models can be adjusted easily to both key measures: your overall height and hand height.

1. Select a pair of crutches that is appropriate to the weight of the patient.
2. When sizing for axillary crutches, first measure from the ground to near the bottom of the axilla, or armpit. The crutch cushion should be two to three inches below the axilla. When standing straight, the cushion should not be touching the axilla. This measurement will be the overall crutch height. (See Dimension C)
3. Keeping arms at your side with a natural bend at the elbow, measure from the ground to the center of the wrist. This measurement will be the hand grip height. (See Dimension B)



Sizing Your Cane

Standard canes with a single tip should only be used for those looking for help with balance. Quad canes are useful for those looking to bear weight as they have a wider base. When sizing a cane, follow the steps below.

1. Select a cane that is appropriate to the weight of the patient.
2. Keeping arms at your side with a natural bend at the elbow, measure from the ground to the center of the wrist. This measurement will determine the ideal cane height. (See Dimension B)
3. Loosen the collar on the cane and press the push-button lock, slide the lower tube into or out of the body of the cane until you get to the wrist-height measurement, and let the push button “click” into the closest hole to the measurement. Tighten the collar (check and re-tighten the collar regularly).

NEW! Performance and Style Rollators

- A superior group of rollators for a customer looking for more than the basic
- Engineered with design features that solve specific problems for the user
- Unique colors and additional accessories make these models ideal for a retail showroom
- All models use loop-style hand brakes you push down to lock and pull up to release



MDS86845

Empower Rollator

Versatility meets personality with the Empower Rollator. Padded backrest flips to enable sitting from either side and a simple seat latch allows users to move it for step-in support. Adjustment points are bright yellow making them easy to find. This rollator's patented design allows it to fold completely flat, making it even easier to store. Other features include extra-wide memory foam seat, adjustable legs to vary seat height, comfortable armrests and spacious neoprene storage bag. Also comes standard with folding cup holder, removable storage tote, tray organizer and reflective tape for safety.



MDS86835EURO

Simplicity Rollator

Staying active and mobile has never been easier with our new Simplicity Rollator! Folds up with one hand and stores super compact. Quick release 8" (20.3 cm) casters come standard on its sleek European style frame. Features a roomy, removable storage bag, a convenient stow-n-go clip, a bell for safety and cane and cup holder.



MDS86835SHE*

Posh Rollator

Whether it's on Rodeo Drive or to the grocery store, the Posh Rollator adds stability while reducing stress on the body. Weighing 11 lbs. (5 kg), this durable rollator is 40% lighter than all other rollators on the market. It features a reinforced, pink aluminum frame that is safe and easy to maneuver. Comes standard with a cosmetic mirror, 2 water-resistant zebra print storage bags and a convenient strap to fold the rollator.



MDS86835HE*

Stealth Rollator

The rollator designed for a rugged, stylish man. Features a roomy matte black frame with 7" (17.8 cm) chrome hubs. Comes standard with a cup holder, a rearview mirror, a utility belt and a flashlight!

Item Number	Name	Color	Wt. Cap. Lbs (kg)	Wheels Inch (cm)	Inch (cm) Between Handles	Seat Height Min./Max. Inch (cm)	Height Min./Max. Inch (cm)	Product Weight Lbs (kg)	Pkg
MDS86835EURO	Simplicity	Red	300 (136)	8 (20.3)	17.5 (44.5)	20 (51)	32.5-37.5 (83-95)	17 (8)	Each
MDS86835BEURO	Simplicity	Teal	300 (136)	8 (20.3)	17.5 (44.5)	20 (51)	32.5-37.5 (83-95)	17 (8)	Each
MDS86845B	Empower	Blue	300 (136)	8 (20.3)	17.5 (44.5)	20-25 (51-64)	31-37 (79-94)	17 (8)	Each
MDS86845BLK	Empower	Black	300 (136)	8 (20.3)	17.5 (44.5)	20-25 (51-64)	31-37 (79-94)	17 (8)	Each
MDS86845S	Empower	Silver	300 (136)	8 (20.3)	17.5 (44.5)	20-25 (51-64)	31-37 (79-94)	17 (8)	Each
MDS86835SHE*	Posh	Pink/Zebra	250 (113)	6 (15.2)	17 (43.2)	18-23 (46-58)	29-36 (74-91)	11 (5)	Each
MDS86835HE*	Stealth	Matte Black	300 (136)	7 (17.8)	19 (48.3)	19-25.5 (48-65)	30.5-37.5 (77-95)	17 (8)	Each

*Coming Soon!

GUARDIAN Performance and Style Rollators

- A superior group of rollators for a customer looking for more than the basic
- Engineered with design features that solve specific problems for the user
- Unique colors and additional accessories make these models ideal for a retail showroom
- All models use loop-style brakes you push down to lock and pull up to release

New Colors!



New Colors!



MDS86826 SERIES

Deluxe Comfort Rollator with Memory Foam Seat

Find comfortable seating and smooth operation in one model. Extra thick, memory foam seat contours comfortably to create an ideal cushion for tired users while the large, 8" (20 cm) wheels glide smoothly over most surfaces. Convenient cup holder and cane holder come standard. Also comes standard with front storage pouch!

MDS86825SL SERIES

Freedom Ultra Light Rollator

Weighing only 11 lbs. (5 kg), the Freedom rollator is the lightest model on the market. Light weight and folding capabilities make this the ideal model to get in and out of the car/storage. Height-adjustable arms and legs let users find a perfect fit as this rollator accommodates users 4'11"-6'4" (150-193 cm).

MDS808200TR SERIES

Excel Translator: Combination Transport Chair and Rollator

In just seconds, our Excel Translator easily converts from a rollator to a transport chair and vice-versa. Comes with a convenient cup holder, under-the-seat storage bag, zippered side carrying case, and easy-to-adjust push-button foot rests. You will be delighted with the comfortable, spacious seat which is more than 75% roomier than an average rollator seat.

Item Number	Name	Color	Wt. Cap. Lbs (kg)	Wheels Inch (cm)	Inch (cm) Between Handles	Seat Height Min./Max. Inch (cm)	Height Min./Max. Inch (cm)	Product Weight Lbs (kg)	Pkg
MDS86826SC	Deluxe Comfort	Midnight Blue	300 (136)	8 20)	17 (43)	23 (58)	32.5-37.5 (83-95)	17 (8)	Each r
MDS86826SCG*	Deluxe Comfort	Green	300 (136)	8 20)	17 (43)	23 (58)	32.5-37.5 (83-95)	17 (8)	Each r
MDS86826SCR*	Deluxe Comfort	Red	300 (136)	8 20)	17 (43)	23 (58)	32.5-37.5 (83-95)	17 (8)	Each r
MDS86825SLR	Freedom	Burgundy	250 (113)	6 15)	17 (43)	18-23 (46-58)	29-36 (74-91)	11 (5)	Each r
MDS86825SLB	Freedom	Smoky Blue	250 (113)	6 15)	17 (43)	18-23 (46-58)	29-36 (74-91)	11 (5)	Each r
MDS86825SLBLK	Freedom	Black	250 (113)	6 15)	17 (43)	18-23 (46-58)	29-36 (74-91)	11 (5)	Each r
MDS86825SLT	Freedom	Titanium	250 (113)	6 15)	17 (43)	18-23 (46-58)	29-36 (74-91)	11 (5)	Each r
MDS86825SLWT	Freedom	Pearl White	250 (113)	6 15)	17 (43)	18-23 (46-58)	29-36 (74-91)	11 (5)	Each r
MDS86825SLF*	Freedom	Fushia	250 (113)	6 15)	17 (43)	18-23 (46-58)	29-36 (74-91)	11 (5)	Each r
MDS86825SLG*	Freedom	Lime Green	250 (113)	6 15)	17 (43)	18-23 (46-58)	29-36 (74-91)	11 (5)	Each r
MDS86825SLP*	Freedom	Salmon	250 (113)	6 15)	17 (43)	18-23 (46-58)	29-36 (74-91)	11 (5)	Each r
MDS808200TRR	Translator	Red	250 (113)	8 20)	18 (46)	19.5 (50)	32-36.5 (81-93)	18 (8)	Each
MDS808200TR	Translator	Blue	250 (113)	8 20)	18 (46)	19 (48)	32-36.5 (81-93)	18 (8)	Each

*Coming Soon!

GUARDIAN® Performance and Style Rollators

New Colors!



MDS86835T*



MDS86825BC



MDS86825

MDS86835 SERIES

Luxe Rollator w/ Extra-Wide Seat

Discover luxury in a product category that historically focuses on utility. Enjoy the comfort of an extra wide seat in a rollator that still maintains a lightweight design. Height-adjustable arms, legs, and backrest allow users to find a custom fit. Model comes standard with a nylon carry-all bag and a cup holder.

Breast Cancer Awareness Rollator

Support the fight against breast cancer with an eye-popping pink frame and pink ribbon symbol imprinted on seat and backrest. Model comes with a handy basket, large 8" (20 cm) wheels and fully padded seat. **\$2.00 from the sale of every rollator is donated to the National Breast Cancer Foundation.**

MDS86825

Rollator with 8" Wheels

A notch above the standard rollator, with a design focused on dependability. Large 8" (20 cm) wheels are ideal for outdoor terrain and fully padded seat and extra thick backrest provide a quality resting area.

Item Number	Name	Color	Wt. Cap. Lbs (kg)	Wheels Inch (cm)	Inch (cm) Between Handles	Seat Height Min./Max. Inch (cm)	Height Min./Max. Inch (cm)	Product Weight Lbs (kg)	Pkg
MDS86835W	Luxe Rollator	Pearl White	300 (136)	7 18)	19 (48)	19-23.5 (48-60)	30.5-37.5 (77-95)	15.5 (7)	Each
MDS86835B*	Luxe Rollator	Metallic Charcoal	300 (136)	7 18)	19 (48)	19-23.5 (48-60)	30.5-37.5 (77-95)	15.5 (7)	Each
MDS86835T*	Luxe Rollator	Teal	300 (136)	7 18)	19 (48)	19-23.5 (48-60)	30.5-37.5 (77-95)	15.5 (7)	Each
MDS86835P*	Luxe Rollator	Pink	300 (136)	7 18)	19 (48)	19-23.5 (48-60)	30.5-37.5 (77-95)	15.5 (7)	Each
MDS86825BC	Breast Cancer	Pink	300 (136)	8 20)	17 (43)	22 (56)	32.5-37.5 (83-95)	17 (8)	Each
MDS86825	Retail	Blue	300 (136)	8 20)	17 (43)	22 (56)	32.5-37.5 (83-95)	17 (8)	Each
MDS86825G*	Retail	Kelly Green	300 (136)	8 20)	17 (43)	22 (56)	32.5-37.5 (83-95)	17 (8)	Each
MDS86825R*	Retail	Red	300 (136)	8 20)	17 (43)	22 (56)	32.5-37.5 (83-95)	17 (8)	Each
MDS86825Y*	Retail	Yellow	300 (136)	8 20)	17 (43)	22 (56)	32.5-37.5 (83-95)	17 (8)	Each

*Coming Soon!

Retail Packaging Ready for Display

GUARDIAN[®] Bariatric Rollators

- Reinforced designs to support higher weight capacities
- Wider distance between handles for users needing extra room
- Loop-style brakes you push down to lock and pull up to release
- Padded backrest and padded seat offer users ability to rest



Envoy 485B 500 lb (227 kg) Capacity

Reinforced steel frame offers greater durability and support. Handles point forward to promote better posture and walking gait.



Standard Bariatric 400 lb (181 kg) Capacity

Reinforced forks support higher weight capacity while still maintaining a lightweight aluminum frame that makes transporting easy

Item Number	Name	Wt. Cap. Color	Wheels Lbs (kg)	Distance Between Inch (cm)	Seat Height Handles	Height Min./Max. Inch (cm)	Product Weight Inch (cm)	Lbs (kg)	Pkg
G07890TB	Envoy 485B	Titanium	500 (227)	8 (20)	22.25 (57)	22 (56)	32.25-34.25 (82-87)	25 (11)	Each
MDS86800XW	Bariatric	Burgundy	400 (181)	8 (20)	23.5 (60)	22 (56)	31.5-37.5 (80-95)	19 (9)	Each
MDS86800XWMN*	Bariatric	Matte Navy	400 (181)	8 (20)	23.5 (60)	22 (56)	31.5-37.5 (80-95)	19 (9)	Each

* Coming Soon!

GUARDIAN® Standard Rollators

- Loop-style brakes you push down to lock and pull up to release
- Padded backrest and padded seat offer the ability to rest
- Height-adjustable arms to ensure a proper fit
- Folding capabilities for condensed storage

New Colors!



G07887B

New Colors!



G07886S

New Colors!



MDS86810Y

Premium Envoy 480

Deluxe padded seat and curved padded backrest provide enhanced support and comfort. Large 8" (20 cm) wheels combined with lightweight aluminum frame allows for smooth operation on most terrain.

Standard Envoy 460

A lighter rollator option at 15.5 lbs. (7 kgs). Comes with sturdy 6" (15 cm) wheels and under seat basket for personal items. Remove basket to allow rollator to fold.

Standard Deluxe

High value rollator with useful features including ergonomically designed hand brakes and a convenient handle on seat for easy folding.



MDS86850EO



MDS86850EBS

Tote Bag Accessory
G07912 Sold Separately



G07981T

Basic Rollator

Basic rollator provides all the necessary features at an extremely affordable price. Folds easily for compact storage.

Basic Steel Rollator

Our most affordable rollator yet! Constructed of a durable powder coated steel, this rollator accommodates users up to 350 lbs. Comes standard with convenient storage bag under the seat. Available in 6" or 8" wheels.

Basic Envoy 380

Tri-wheel design with large 8" (20 cm) wheels allow for easy maneuverability. Three wheels are ideal for tight indoor spaces.

Item Number	Name	Color	Wt. Cap. Lbs (kg)	Wheels Inch (cm)	Distance Between Handles	Seat Height Inch (cm)	Height Min./Max. Inch (cm)	Product Weight Lbs (kg)	Pkg
Premium Rollators									
G07887R	Envoy 480	Rose	300 (136)	8 (20)	17.5 (44)	20 (51)	31-36.5 (79-93)	20.5 (9)	Each
G07887B	Envoy 480	Blue	300 (136)	8 (20)	17.5 (44)	20 (51)	31-36.5 (79-93)	20.5 (9)	Each
G07887G*	Envoy 480	Gold	300 (136)	8 (20)	17.5 (44)	20 (51)	31-36.5 (79-93)	20.5 (9)	Each
G07887T*	Envoy 480	Teal	300 (136)	8 (20)	17.5 (44)	20 (51)	31-36.5 (79-93)	20.5 (9)	Each
G07887S*	Envoy 480	Silver	300 (136)	8 (20)	17.5 (44)	20 (51)	31-36.5 (79-93)	20.5 (9)	Each
Standard Rollators									
G07886G	Envoy 460	Green	275 (125)	6 (15)	18.5 (47)	21.75 (55)	32-38 (81-97)	15.5 (7)	Each
G07886B	Envoy 460	Blue	275 (125)	6 (15)	18.5 (47)	21.75 (55)	32-38 (81-97)	15.5 (7)	Each
G07886RD	Envoy 460	Burgundy	275 (125)	6 (15)	18.5 (47)	21.75 (55)	32-38 (81-97)	15.5 (7)	Each
G07886GD*	Envoy 460	Gold	275 (125)	6 (15)	18.5 (47)	21.75 (55)	32-38 (81-97)	15.5 (7)	Each
G07886S*	Envoy 460	Silver	275 (125)	6 (15)	18.5 (47)	21.75 (55)	32-38 (81-97)	15.5 (7)	Each
G07886P*	Envoy 460	Purple	275 (125)	6 (15)	18.5 (47)	21.75 (55)	32-38 (81-97)	15.5 (7)	Each
MDS86810	Deluxe	Burgundy	250 (113)	6 (15)	17.5 (44)	22 (56)	32.5-37 (83-94)	16 (7)	Each
MDS86810G	Deluxe	Green	250 (113)	6 (15)	17.5 (44)	22 (56)	32.5-37 (83-94)	16 (7)	Each
MDS86810B	Deluxe	Blue	250 (113)	6 (15)	17.5 (44)	22 (56)	32.5-37 (83-94)	16 (7)	Each
MDS86810BLK	Deluxe	Black	250 (113)	6 (15)	17.5 (44)	22 (56)	32.5-37 (83-94)	16 (7)	Each
MDS868100*	Deluxe	Orange	250 (113)	6 (15)	17.5 (44)	22 (56)	32.5-37 (83-94)	16 (7)	Each
MDS86810Y*	Deluxe	Yellow	250 (113)	6 (15)	17.5 (44)	22 (56)	32.5-37 (83-94)	16 (7)	Each
Basic Rollators									
MDS86850E	Basic	Burgundy	250 (113)	6 (15)	17.5 (44)	20.5 (52)	31-35 (79-89)	14 (6)	Each
MDS86850EB	Basic	Blue	250 (113)	6 (15)	17.5 (44)	20.5 (52)	31-35 (79-89)	14 (6)	Each
MDS86850EP	Basic	Purple	250 (113)	6 (15)	17.5 (44)	20.5 (52)	31-35 (79-89)	14 (6)	Each
MDS86850EO	Basic	Orange	250 (113)	6 (15)	17.5 (44)	20.5 (52)	31-35 (79-89)	14 (6)	Each
MDS86850EG	Basic	Green	250 (113)	6 (15)	17.5 (44)	20.5 (52)	31-35 (79-89)	14 (6)	Each
MDS86850ES	Basic Steel	Red	350 (113)	6 (15)	17.5 (44)	20.5 (52)	31-35 (79-89)	19 (8.6)	Each
MDS86850EBS	Basic Steel	Blue	350 (113)	6 (15)	17.5 (44)	20.5 (52)	31-35 (79-89)	19 (8.6)	Each
MDS86850EGS	Basic Steel	Green	350 (113)	6 (15)	17.5 (44)	20.5 (52)	31-35 (79-89)	19 (8.6)	Each
MDS86850ES8	Basic Steel	Red	350 (113)	8 (20)	17.5 (44)	20.5 (52)	31-35 (79-89)	19 (8.6)	Each
MDS86850EBS8	Basic Steel	Blue	350 (113)	8 (20)	17.5 (44)	20.5 (52)	31-35 (79-89)	19 (8.6)	Each
MDS86850EGS8	Basic Steel	Green	350 (113)	8 (20)	17.5 (44)	20.5 (52)	31-35 (79-89)	19 (8.6)	Each
Three Wheel Rollator									
G07981T	Envoy 380	Titanium	250 (113)	8 (20)	14.5 (37)	N/A	31.75-36.75 (81-93)	14.5 (6.5)	2/cs

* Coming Soon!

GUARDIAN® Performance and Style Walkers

- A superior group of walkers for customers looking for more than the basic
- Engineered with design features that solve specific problems for the user
- Attractive accents and colors make these models ideal to display in a retail showroom



Help patients get up faster with bi-level hand grips.

Stand Assist Walker

Get patients standing upright and ready-to-go with the Stand Assist walker. Seated users can gradually progress from the lower level of handles to the top level to help stand more easily. Bi-level handles also allow user to position walker over the toilet and use as a toilet safety frame for use in the bathroom when away from home.



MDS8641OUR



Bag included on MDS8641OUR



MDS8641OURR

Item Number	Description	Wheels	Weight Cap Lbs (kg)	Approximate User Height Inches (cm)	Width Inside Hand Grip Inches (cm)	Height Adjustment Upper/Lower Inches (cm)	Folded Width Inch (cm)	Pkg
MDS8641OUR	Stand Assist	None	300 (136)	5'5"-6'4" (165-193)	17 (43)	32-39/22-29 (81-99/56-74)	5 (13)	2/cs
MDS8641OURR	Stand Assist, Red	None	300 (136)	5'5"-6'4" (165-193)	17 (43)	32-39/22-29 (81-99/56-74)	5 (13)	2/cs

Compare
walkers
side-by-side
on page 35



MDS86410PAD



MDS86410KDBW




Folds flat for easy storage

Folding Paddle Walker

An ideal design for patients with manual dexterity limitations, the paddle mechanism can be flipped-up or pushed-down to fold the walker. Location of the paddles allows patients to keep hands on the grip while using the paddle mechanism.

Compact Folding Paddle Walker

Stylish blue color gives this walker some real personality. Walker comes with paddle folding mechanism for easy operation and legs also fold up making it perfect for transportation or storage. Model comes with both extension legs and the 5" (12.7 cm) wheels in one retail box.

Item Number	Description	Wheels	Weight Cap Lbs (kg)	Approximate User Height Inches (cm)	Width Inside Hand Grip Inches (cm)	Height Adjustment Upper/Lower Inches (cm)	Folded Width Inch (cm)	Pkg
MDS86410KDBW*	Paddle, Blue	5 (13)	350 (159)	5'5"-6'4" (165-193)	17 (43)	32.5-39.5 (82-100)	5 (13)	1/cs 
MDS86410PAD	Paddle, Folding	None	300 (136)	5'5"-6'4" (165-193)	17 (43)	32-39 (81-99)	5 (13)	4/cs
MDS86410PAD5	Paddle, Folding	5 (13)	300 (136)	5'5"-6'4" (165-193)	17 (43)	32.5-39.5 (82-100)	5 (13)	4/cs

*Knock Down

 Retail Packaging Ready for Display

GUARDIAN™ Two-Button Folding Walkers

- Easy-to-use, push-button mechanisms let walkers fold
- Each side folds independently to allow easy movement through narrow spaces
- Side cross braces on standard walkers provide extra durability
- Push-button, height-adjustable legs

Compare walkers side-by-side on page 35



G07755



MDS864104



MDS864104B

Premium Red•Dot® Walker

Designed to offer maximum stability and longer life. Aluminum, chrome plated design with steel "K" cross brace for maximum durability. Walker maintains tight tolerance between frame and foot pieces for rattle free use. Deluxe grips and leg tips.

Standard Folding Walker

Lightweight aluminum frame with steel cross brace provides durability. Walker maintains tight tolerance between frame and foot pieces for rattle free use. Comfortable hand grips and non-marking tips. Fits users 5'5" to 6'4".

Basic Two-Button Walker

This walker is a great value for the price! Additional steel components makes this walker more durable and sturdy. 400 lb weight capacity accommodates a greater patient population.



G30755P

Premium Easy Care™ Walker

Lightweight aluminum frame with steel cross brace provides durability. Walker maintains tight tolerance between frame and foot pieces for rattle free use. Comfortable hand grips and non-marking tips

One-Button Folding Walkers

- One-button folding mechanism offers quick, convenient operation
- Folding mechanism can be operated with one hand



G30760P

Premium One-Button Folding Walker

Lightweight aluminum frame allows for easy storage. Designed with superior quality features including reinforced tube connectors at high stress points and tight tolerance for rattle free legs. Deluxe grips and leg tips.



MDS86617

Standard One-Button Folding Walker

Ideal for short-term walker users. Aluminum frame with rugged cross bar provides extra strength. Comfortable grips and non-marking leg tips.

Item Number	Description	Wheels	Weight Capacity Lbs (kg)	Approximate User Height Inch (cm)	Width Inside Hand Grip Inch (cm)	Height Adjustment Inch (cm)	Folded Width Inch (cm)	Pkg
Premium Two-Button Walker								
G07755	Adult	None	350 (159)	5'5"-6'4" (165-193)	16.5 (42)	32.5-39.5 (82-100)	4.5 (11)	4/cs
G07756	Junior	None	350 (159)	5'-6' (152-183)	16.5 (42)	27.25-34.25 (69-87)	4.5 (11)	4/cs
G30755P	Adult	None	300 (136)	5'5"-6'4" (165-193)	16.5 (42)	32.5-39.5 (82-100)	4 (10)	4/cs
G30756P	Junior	None	300 (136)	5'-6' (152-183)	16.5 (42)	27.5-34.5 (70-88)	4 (10)	4/cs
G30757W	Adult	5 (13)	300 (136)	5'5"-6'4" (165-193)	16.5 (42)	32.5-39.5 (82-100)	4 (10)	4/cs
G30758W	Junior	5 (13)	300 (136)	5'-6' (152-183)	16.5 (42)	27.5-34.5 (70-88)	4 (10)	4/cs
Standard Two-Button Walkers								
MDS864104	Adult	None	300 (136)	5'5"-6'4" (165-193)	16.75 (43)	32-39 (81-99)	4.5 (11)	4/cs
MDS86410W54	Adult	5 (13)	300 (136)	5'5"-6'4" (165-193)	16.75 (43)	32.5-39.5 (82-100)	4.5 (11)	4/cs
MDS86410W4	Adult	3 (8)	300 (136)	5'5"-6'4" (165-193)	16.75 (43)	32-39 (81-99)	4.5 (11)	4/cs
MDS86410J4	Junior	None	300 (136)	4'6"-5'5" (137-165)	16.75 (43)	25-32 (64-81)	4.5 (11)	4/cs
MDS86410JW54	Junior	5 (13)	300 (136)	4'6"-5'5" (137-165)	16.75 (43)	25.5-32.5 (65-83)	4.5 (11)	4/cs
MDS86410WJ4	Junior	3 (8)	300 (136)	4'6"-5'5" (137-165)	16.75 (43)	25-32 (64-81)	4.5 (11)	4/cs
Basic Two-Button Walker								
MDS864104B	Adult	None	400 (181)	5'5"-6'4" (165-193)	16.75 (43)	32-39 (81-99)	4.5 (11)	4/cs
MDS86410W54B	Adult	5 (13)	400 (181)	5'5"-6'4" (165-193)	16.75 (43)	32.5-39.5 (82-100)	4.5 (11)	4/cs
MDS86410W4B	Adult	3 (8)	400 (181)	5'5"-6'4" (165-193)	16.75 (43)	32-39 (81-99)	4.5 (11)	4/cs
MDS86410J4B	Junior	None	400 (181)	4'6"-5'5" (137-165)	16.75 (43)	25-32 (64-81)	4.5 (11)	4/cs
MDS86410JW54B	Junior	5 (13)	400 (136)	4'6"-5'5" (137-165)	16.75 (43)	25.5-32.5 (65-82.5)	4.5 (11)	4/cs
MDS86410JW4B	Junior	3 (8)	400 (136)	5'5"-6'4" (165-193)	16.75 (43)	25-32 (64-81)	4.5 (11)	4/cs

Item Number	Description	Wheels	Weight Cap Lbs (kg)	Approximate User Height Inch (cm)	Width Inside Hand Grip Inch (cm)	Height Adjustment Inch (cm)	Folded Width Inch (cm)	Pkg
Premium One-Button Folding Walker								
G30760P	Adult	None	300 (136)	5'5"-6'4" (165-193)	17.25 (44)	31.5-38.5 (80-98)	4.5 (11)	4/cs
G30761P	Junior	None	300 (136)	5'-6' (152-183)	17.25 (44)	27.25-34.25 (69-87)	4.5 (11)	4/cs
Standard One-Button Folding Walker								
MDS86615	Adult	None	250 (113)	5'-6' (152-183)	18 (46)	32-36 (81-91)	4.5 (11)	2/cs
MDS86617	Junior	None	250 (113)	4'6"-5'5" (137-165)	18 (46)	28-32 (71-81)	4.5 (11)	2/cs

Hemi Sidesteppers and Non-Folding Walkers

- Lightweight design allows the hemi sidestepper to be maneuvered easily even with just one arm
- Hemi sidestepper and non-folding walker provide more stability and weight-bearing ability than a quad cane
- Hemi Sidestepper and non-folding walker are height-adjustable in 1" (2.5 cm) increments



G07770



MDS86620



MDS86204

Premium Hemi Sidestepper

Lightweight frame and folding capabilities make this walking aid ideal for travel and storage. Bi-level hand grips offer extra assistance for users getting in and out of chairs.

Standard Hemi Sidestepper

Wider base provides more stability than a quad cane. Sidestepper provides support and stability to those with limited or no dexterity in one arm or hand.

Basic Non-Folding Walker

Secure frame without folding mechanisms eliminates even the slightest wobble for users needing maximum assistance with balance.

Item Number	Description	Wheels	Weight Cap Lbs (kg)	Width Inside Hand grip Inch (cm)	Height Adjustment Inch (cm)	Folded Width Inch (cm)	Pkg
Premium Hemi Sidestepper							
G07770	Premium Hemi, Adult	None	250 (113)	N/A	32-36 (81-91)	3 (7.6)	2/cs
G07771	Premium Hemi, Junior	None	250 (113)	N/A	28.5-32 (72-81)	3 (7.6)	2/cs
Standard Hemi Sidestepper							
MDS86620	Standard Hemi	None	250 (113)	N/A	30-35 (76-89)	3 (7.6)	Each
Non-Folding Rigid Walker							
MDS86204	Non-Folding Walker	None	250 (113)	18 (46)	31-37.5 (79-95)	N/A	4/cs

GUARDIAN® Bariatric Walkers

- Higher weight capacities keep larger patients active and moving
- Extra-wide frames give larger patients a more comfortable fit
- Two-button folding capabilities let patients receive support through narrow spaces

Compare
walkers
side-by-side
on page 35



G30754B



MDS86410XWW



G07767

Premium Bariatric 650 lb (295 kg) Capacity

Reinforced aluminum frame with steel “K” cross brace and steel cross braces on each side provide durability. Model has an extra wide frame with 22" (56 cm) between the handgrips for larger patients.

Standard Bariatric 500 lb (227 kg) Capacity

Aluminum frame with front cross brace and dual side braces provides durability. Model has an extra wide frame with 20" (51 cm) between hand grips for larger patients. Available with or without bariatric wheels.

Basic Extra Duty 400 lb (181 kg) Capacity

Lightweight aluminum frame with Guardian steel “K” cross brace. Weighs only 7.5 lbs (3.4 kg) with a 400 lb (181 kg) weight capacity. Walker has 19" (48.3 cm) between handgrips giving extra room for larger patients.

Item Number	Description	Wheels Inch (cm)	Weight Capacity Lbs (kg)	Approximate User Height Inch (cm)	Width Inside Hand Grip Inch (cm)	Height Adj. Width Inch (cm)	Folded Inch (cm)	Pkg
Premium Bariatric Folding Walkers								
G30754B	Extra Wide Bariatric	None	650 (295)	5'5"-6'4" (165-193)	22 (56)	32-39 (81-99)	4.5 (11)	2/cs
Standard Bariatric Folding Walkers								
MDS86410XW	Adult Bariatric	None	500 (227)	5'5"-6'4" (165-193)	20 (51)	31-41 (79-104)	4.5 (11)	Each
MDS86410XWW	Adult Bariatric	5 (13)	500 (227)	5'5"-6'4" (165-193)	20 (51)	33.5-43.5 (85-110)	4.5 (11)	Each
Basic Bariatric Folding Walkers								
G07767	Extra Duty, Adult	None	400 (181)	5'5"-6'4" (165-193)	19 (48)	32.25-39.25 (82-100)	4.5 (11)	Each
G07768	Extra Duty, Junior	None	400 (181)	5'-6' (152-183)	19 (48)	27.25-34.25 (69-87)	4.5 (11)	Each

Pediatric Walkers

- Pediatric walking aids feature “grow-with-you” height adjustability
- Models with wheels maneuver well over normal floor obstacles and are ideal for outdoor play areas
- Guardian pediatric walkers have a design to meet everyone’s needs, even the smallest child



G07749



G07751



G07782

Children’s Folding Walker

Lightweight aluminum frame maintains “A” frame design to provide greater balance. Children’s folding walkers have comfortable vinyl hand grips designed for a child’s hand.

Children’s Non-Folding Walker

Lightweight, aluminum frame with proportionally large width to length for a wide stance and greater stability. Large rubber tips come standard to provide long braking action as this model comes with 3" (7.62 cm) front wheels.

Strider Prescription Walker

The infinite configurations accommodate the special needs of children with disabilities. Handles adjust without tools to allow an infinite number of positions for desired posture. Strider walkers have an extra wide base for maximum stability, safety and balance.

Item Number	Description	Wheels Inch (cm)	Weight Capacity Lbs (kg)	Approximate User Height Inch (cm)	Width Inside Hand Grip Inch (cm)	Height Adjustment Inch (cm)	Folded Width Inch (cm)	Pkg
Strider Prescription Walker								
G07782	Folding, Red	5 (13)	90 (41)	2'2"-3'6" (66-107)	Adjustable	14-19.5 (36-50)	9.5 (24)	Each
G07783	Folding, Green	5 (13)	175 (79)	3'-5'2" (91-157)	Adjustable	24-36 (61-91)	9.5 (24)	Each
Children's Folding Walker								
G07749	Children’s	None	200 (91)	4'-4'8" (122-142)	12.75 (32)	24.5-28.5 (62-72)	8 (20)	Each
G07750	Toddler	None	175 (79)	3'4"-4' (102-122)	10.75 (27)	20.5-24.5 (52-62)	8 (20)	Each
Children's Non-Folding Walker								
G07751	Tyke	3 (8)	80 (36)	2'8"-3'6" (81-107)	13 (33)	15.5-20.5 (39-52)	N/A	Each

Guardian Walker Comparison Chart

Item Number	Description	Wheels	Wt. Cap. lbs (kg)	Approx. User Height	Width Inside Hand Grip	Ht. Adjust. Folded	Measurements in Inches (cm)		
							Width	Pkg	
Specialty Walkers									
MDS86410UR	Stand Assist	None	300 (136)	5'5-6'4 (165-193)	17 (43)	32-39 (81-99)	upper 22-29 (56-74) lower	5 (13)	2/cs
MDS86410URR	Stand Assist, Red	None	300 (136)	5'5-6'4 (165-193)	17 (43)	32-39 (81-99)	upper 22-29 (56-74) lower	5 (13)	2/cs
MDS86410PAD	Paddle, Folding	None	300 (136)	5'5-6'4 (165-193)	17 (43)	32-39 (81-99)		5 (13)	4/cs
MDS86410PAD5	Paddle, Folding	5 (13)	300 (136)	5'5-6'4 (165-193)	17 (43)	32.5-39.5 (82-100)		5 (13)	4/cs
MDS86410KDBW	KD Paddle, Blue	5 (13)	350 (159)	5'5-6'4 (165-193)	17 (43)	32.5-39.5 (82-100)		5 (13)	1/cs
Two-Button Folding Walker									
G07755	Adult	None	350 (159)	5'5-6'4 (165-193)	16.5 (42)	32.5-39.5 (82-100)		4.5 (11)	4/cs
G07756	Junior	None	350 (159)	5'-6' (152-183)	16.5 (42)	27.25-34.25 (69-87)		4.5 (11)	4/cs
G30755P	Adult	None	300 (136)	5'5-6'4 (165-193)	16.5 (42)	32.5-39.5 (82-100)		4 (10)	4/cs
G30756P	Junior	None	300 (136)	5'-6' (152-183)	16.5 (42)	27.5-34.5 (70-88)		4 (10)	4/cs
G30757W	Adult	5 (13)	300 (136)	5'5-6'4 (165-193)	16.5 (42)	32.5-39.5 (82-100)		4 (10)	4/cs
G30758W	Junior	5 (13)	300 (136)	5'-6' (152-183)	16.5 (42)	27.5-34.5 (70-88)		4 (10)	4/cs
MDS864104	Adult	None	300 (136)	5'5-6'4 (165-193)	16.75 (43)	32-39 (81-99)		4.5 (11)	4/cs
MDS86410J4	Junior	None	300 (136)	4'6-5'5 (137-165)	16.75 (43)	25-32 (64-81)		4.5 (11)	4/cs
MDS86410W54	Adult	5 (13)	300 (136)	5'5-6'4 (165-193)	16.75 (43)	32.5-39.5 (82-100)		4.5 (11)	4/cs
MDS86410JW54	Junior	5 (13)	300 (136)	4'6-5'5 (137-165)	16.75 (43)	25.5-32.5 (65-83)		4.5 (11)	4/cs
MDS86410W4	Adult	3 (8)	300 (136)	5'5-6'4 (165-193)	16.75 (43)	32-39 (81-99)		4.5 (11)	4/cs
MDS86410WJ4	Junior	3 (8)	300 (136)	4'6-5'5 (137-165)	16.75 (43)	25-32 (64-81)		4.5 (11)	4/cs
MDS864104B	Adult	None	400 (181)	5'5"-6'4" (165-193)	16.75 (43)	32-39 (81-99)		4.5 (11)	4/cs
MDS86410W54B	Adult	5 (13)	400 (181)	5'5"-6'4" (165-193)	16.75 (43)	32.5-39.5 (82-100)		4.5 (11)	4/cs
MDS86410W4B	Adult	3 (8)	400 (181)	5'5"-6'4" (165-193)	16.75 (43)	32-39 (81-99)		4.5 (11)	4/cs
MDS86410J4B	Junior	None	400 (181)	4'6"-5'5" (137-165)	16.75 (43)	25-32 (64-81)		4.5 (11)	4/cs
MDS86410JW54B	Junior	5 (13)	400 (136)	4'6"-5'5" (137-165)	16.75 (43)	25.5-32.5 (65-82.5)		4.5 (11)	4/cs
MDS86410JW4B	Junior	3 (8)	400 (136)	5'5"-6'4" (165-193)	16.75 (43)	25-32 (64-81)		4.5 (11)	4/cs
One-Button Folding									
G30760P	Adult	None	300 (136)	5'5-6'4 (165-193)	17.25 (44)	31.5-38.5 (80-98)		4.5 (11)	4/cs
G30761P	Junior	None	300 (136)	5'-6' (152-183)	17.25 (44)	27.25-34.25 (69-87)		4.5 (11)	4/cs
MDS86615	Adult	None	250 (113)	5'-6' (152-183)	18 (46)	32-36 (81-91)		4.5 (11)	4/cs
MDS86617	Junior	None	250 (113)	4'6-5'5 (137-165)	18 (46)	28-32 (71-81)		4.5 (11)	4/cs
Non-Folding Walker									
MDS86204	Adult	None	250 (113)	5'5"-6'4 (165-193)	18 (46)	31-37.5 (79-95)		N/A	4/cs
Hemi Sidestepper									
G07770	Premium, Adult	None	250 (113)		N/A	32-36 (81-91)		3 (7.6)	2/cs
G07771	Premium, Junior	None	250 (113)		N/A	28.5-32 (81-91)		3 (7.6)	2/cs
MDS86620	Standard	None	250 (113)		N/A	30-35 (76-89)		3 (7.6)	Each
Bariatric Walkers									
G30754B	Extra Wide	None	650 (295)	5'5-6'4 (165-193)	22 (56)	32-39 (81-99)		4.5 (11)	2/cs
MDS86410XW	Adult	None	500 (227)	5'5-6'4 (165-193)	20.25 (51)	31-41 (79-104)		4.5 (11)	Each
MDS86410XWW	Adult	5 (13)	500 (227)	5'5-6'4 (165-193)	20.25 (51)	33.5-43.5 (85-110)		4.5 (11)	Each
G07767	Adult Extra Duty	None	400 (181)	5'5-6'4 (165-193)	19 (48)	32.25-39.25 (82-100)		4.5 (11)	Each
G07768	Junior Extra Duty	None	400 (181)	5'-6' (152-183)	19 (48)	27.25-34.25 (69-87)		4.5 (11)	Each
Children's Strider Prescription Walker									
G07782	Folding, Red	5 (13)	90 (41)	2'2-3'6 (66-107)	Adjustable	14-19.5 (36-50)		9.5 (24)	Each
G07783	Folding, Green	5 (13)	175 (79)	3'-5'2" (91-157)	Adjustable	24-36 (61-91)		9.5 (24)	Each
Children's Folding Walkers									
G07749	Children's	None	200 (91)	4'-4'8 (122-142)	12.75 (32)	24.5-28.5 (62-72)		8 (20)	Each
G07750	Toddler	None	175 (79)	3'4"-4' (102-122)	10.75 (27)	20.5-24.5 (52-62)		8 (20)	Each
Children's Non-Folding Walker									
G07751	Tyke	3 (8)	80 (36)	2'8-3'6 (81-107)	13 (33)	15.5-20.5 (39-52)		N/A	Each

Walker Accessories

- Great cash sale items
- Ideal add-ons for walkers



G07715 **r**
Walker Basket



G07878 **r**
Basket Organizer



G07741 **r**
Front Pouch



G07702 (Adult)
G07703 (Junior)
Platform Attachment

G07712 **r**
Extension Footpieces



G07850 **r**
Folding Flip Tray



G07872 **r**
Universal Walker Seat



G07722G, G07722-8
5" (12.7 cm)
Walker Wheel



G07811
5" (12.7 cm)
Swivel Wheel



G07731G, G07731-8
3" (7.6 cm)
Walker Wheel



G07904
Glide Caps



G07732G
Glide Brakes



G07832-8
Wheel Brakes

Walker Parts Ordering Guide

x = Item can be used with product
Inc = Item is included with product

Model	Description: Inch (cm)	Pkg	Diam. In. (cm)	G07755 G07756		G30755P G30757W G30756P G30758W		MDS864104 MDS86410W54 MDS86410J4 MDS86410JW54 MDS86410W4 MDS86410JW4		G30760P MDS86615		G07783 G07782		G07749/G07750 G07751		G30754B MDS86410XW	
				Red • Dot	Easy Care	2-Button	Single	Strider	Pedi	Bari							
G07731-8	3 (7.6) Fixed Wheels (8 Hole Adj)	Pair	1 (2.5)	x x	x x x x	x x x x Inc Inc	x x										
G07731G	3 (7.6) Fixed Wheels	3 pr/cs	1 (2.5)	x x	x x x x	x x x x Inc Inc	x x										r
G07729	3 (7.6) Fixed Wheels	Pair	7/8 (2.2)										x				
G07708	3 (7.6) Fixed Wheels Extended	Set	1 (2.5)	x x	x x x x	x x x x x x	x x										
MDS86615W	3 (7.6) Walker Wheels	2 pr/cs			x Inc x Inc	x Inc x Inc x x	x x										r
G07722-8	5 (12.7) Fixed Wheels	Pair	1 (2.5)	x x	x Inc x Inc	x Inc x Inc x x	x x										
G07722G	5 (12.7) Fixed Wheels	3 pr/cs	1 (2.5)	x x	x Inc x Inc	x Inc x Inc x x	x x										r
MDS86615W5	5 (12.7) Walker Wheels	2 pr/cs			x Inc x Inc	x Inc x Inc x x	x x										r
MDS86615W5W	5 (12.7) Walker Wheels	6 pr/cs			x Inc x Inc	x Inc x Inc x x	x x										r
G07723	5 (12.7) Fixed Wheels	Pair	7/8 (2.2)									Inc Inc					
G07724	5 (12.7) Fixed Wheel Extended	Set	7/8 (2.2)										x x				
G07725	5 (12.7) Fixed Wheels Extended	Set	1 (2.5)	x x	x x x x	x x x x x x	x x										
G07722-8B	5 (12.7) Fixed Wheels Bariatric	Pair	1 (2.5)													x x	
G07825-8	3 (7.6) Swivel Wheels	Pair	1 (2.5)	x x	x x x x	x x x x x x	x x										r
G07820-8	3 (7.6) Swivel Wheels w/ Glidebrakes	Set	1 (2.5)	x x	x x x x	x x x x x x	x x										
G07811	5 (12.7) Swivel Wheels	Pair	1 (2.5)	x	x x	x x											r
MDS86615SW5	5 (12.7) Walker Wheels	2 pr/cs		x	x x	x x											r
G07732G	Glidebrakes	3 pr/cs	1 (2.5)	x x	x x x x	x x x x x x	x x										r
MDS86615B	Glidebrakes	2 pr/cs		x x	x x x x	x x x x x x	x x										r
MDS86615WB	Wheeled Glidebrakes	2 pr/cs		x x	x x x x	x x x x x x	x x										r
G07832-8	Wheelbrakes	1 pr/cs	1 (2.5)	x x	x x x x	x x x x x x	x x										r
G07900CS	Glide Caps	24 pr/cs	1.5 (3.8)	x x	x x x x	x x x x x x	x x	x x								x x	
G07904	Glide Caps	6 pr/cs	1.5 (3.8)	x x	x x x x	x x x x x x	x x	x x								x x	r
G07712	Extension Footpieces	1 set of 4	1 (2.5)	x x	x x x x	x x x x x x	x x										
MDS86615E	Walker Leg Extensions	4 pr/cs		x x	x x x x	x x x x x x	x x										r
MDS86615L	Leg Replacements	4 pr/cs		x x	x x x x	x x x x x x	x x										r
G07797	Platform Attachment, Mid/tween	Each	7/8 (2.2)									x					
G07798	Platform Attachment, Child	Each	3/4 (1.9)									x					
G07702	Platform Attachment, Adult	Each	1 (2.5)	x	x x	x x x x											
G07703	Platform Attachment, Youth	Each	1 (2.5)	x	x x	x x x x											
MDS86615P	Platform Attachment			x	x x	x x x x											
G07741	Carrying Pouch-Front	3 ea/cs		x x	x x x x	x x x x x x	x x										r
G07850	Fliptray	3 ea/cs		x x	x x x x												r
G07715	Carrying Basket	2 ea/cs		x x	x x x x												r
G07872*	Walker Seat	2 ea/cs		x x	x x x x												r

* Coming Soon!

r Retail Packaging Ready for Display

GUARDIAN® Fashion Canes

- Medline's cost-effective fashion canes act as mobility aids and fashion accessories
- Colorful designs and unique patterns provide users the right cane for different occasions
- Let customers get away from the institutional look of chrome walking aids
- Carrying a full line of fashion canes can help you increase repeat business



Pink Ribbon Cane

Give users a chance to promote breast cancer awareness with the fashionable pink ribbon design. You will also be supporting breast cancer awareness through the purchase of this cane as Medline will donate \$1 for every cane sold to the National Breast Cancer Foundation.



MDS86420G

MDS86420B

MDS86420 Series

Fashion Canes

Offset handle canes with stylish patterns have foam handles and convenient wrist straps. Unique patterns give users the ability to pick a cane that fits their personality.

Item Number	Description	Color
Offset Handle Canes		
MDS86420G	Fashion	Green Ice
MDS86420B	Fashion	Blue Ice
MDS86420BC	Pink Ribbon	Pink Ribbon
MDS86420RS	Fashion	Rose Pattern
MDS86420MC*	Fashion	Metallic Circles
MDS86420V*	Fashion	Vintage
MDS86420HT	Fashion	Houndstooth
T-Handle Canes		
MDS86435B	Fashion	Black
MDS86435LP	Fashion	Leopard
MDS86435FL	Fashion	Floral Pattern
MDS86430W	Folding T-Handle	Black

* Coming Soon!



MDS86420RS

MDS86420MC

MDS86420V

MDS86420W

MDS86435B

MDS86435LP

MDS86435FL

MDS86435 Series

T-Handle Fashion Canes

Stylish and unique patterns combined with an accented T-shaped handle gives user a classic and lively look and feel that fits their personality.

Weight Cap Lbs (kg)	Adjustment Inch (cm)	Cane Weight Lbs (kg)	Pkg
250 (113)	29-38 (74-96.5)	0.8 (0.4)	6/cs r
250 (113)	29-38 (74-96.5)	0.8 (0.4)	6/cs r
250 (113)	29-38 (74-96.5)	0.8 (0.4)	6/cs r
250 (113)	29-38 (74-96.5)	0.8 (0.4)	6/cs r
250 (113)	29-38 (74-96.5)	0.8 (0.4)	6/cs r
250 (113)	29-38 (74-96.5)	0.8 (0.4)	6/cs r
250 (113)	29-38 (74-96.5)	0.8 (0.4)	6/cs r
250 (113)	29-38 (74-96.5)	0.8 (0.4)	6/cs r
250 (113)	29-38 (74-96.5)	0.8 (0.4)	6/cs r
250 (113)	32-36 (81-91)	1.0 (0.5)	6/cs r



MDS86430W

Folding capabilities make this cane perfect for fitting in a suitcase or carry-on luggage.

r Retail Packaging Ready for Display

Offset Handle Canes

- Offset handle design centers the user's weight over the strongest part of the cane
- Ergonomically designed to provide comfort and support for partial weight-bearing users
- Push-button, height-adjustable to find the perfect height
- Secured with a locking ring to provide quiet, rattle-free use and added safety



G05555



G05356



MDS86420

Premium Sure Grip

Offers an ergonomically correct design that relieves palm fatigue and provides extra comfort for the long term user. Sure grip design is easier to grasp and offers enhanced durability for long-term use.

Standard Vinyl Hand Grip

Contoured vinyl hand grip is easy to grasp and offers enhanced durability for long-term use.

Basic Medline Foam Hand Grip

Contoured handles with foam hand grips provide a comfortable, secure grip, complete with convenient wrist straps.

Item Number	Description	Color	Weight Cap Lbs (kg)	Adjustment Inch (cm)	Cane Weight Lbs (kg)	Pkg
Premium						
G05555	Premium Sure Grip	Chrome	300 (136)	31-40 (79-100)	0.75 (0.3)	6/cs
G05355	Standard Vinyl Hand Grip	BChromerite	300 (136)	31-40 (79-100)	0.75 (0.3)	6/cs
G05356	Standard Vinyl Hand Grip	Black	300 (136)	31-40 (79-100)	0.75 (0.3)	6/cs
Foam Hand Grip						
MDS86420	Foam Hand Grip	Black	250 (136)	29-38 (74-96.5)	0.8 (0.4)	6/cs
MDS86420BRZW	Foam Hand Grip	Bronze	250 (136)	29-38 (74-96.5)	0.8 (0.4)	6/cs
MDS86420CHRW	Foam Hand Grip	Chrome	250 (136)	29-38 (74-96.5)	0.8 (0.4)	6/cs

Retail Packaging Ready for Display

GUARDIAN® Standard Handle Canes

- Designed for patients who need additional assistance with balance
- Standard handle lets users hook the cane over their arm while opening doors or performing other tasks



G05370



G30372



MDS80217

Premium Vinyl Standard Handle

Vinyl handles create a comfortable grip while reinforced metal inserts at the stress points provide greater strength and durability.

Standard Foam Handle

Contoured handle with foam grip provides a comfortable secure grip.

Basic Traditional Wooden Canes

Wooden canes provide an attractive, classic style for users who desire a traditional walking aid. Wooden canes are non-height-adjustable.

Item Number	Description	Color	Weight Cap Lbs (kg)	Adjustment Inch (cm)	Cane Weight Lbs (kg)	Pkg
Premium Vinyl Standard Handle Canes						
G05370	Vinyl Standard Handle	Chrome	300 (136)	31-40 (79-100)	0.75 (0.3)	6/cs
Standard Foam Handle Canes						
G30372	Foam Standard Handle	Bronze	250 (113)	31-40 (79-100)	0.75 (0.3)	6/cs
MDS86415	Foam Standard Handle	Black	250 (136)	30-38 (76-96.5)	0.8 (0.4)	6/cs
MDS86415CHR	Foam Standard Handle	Chrome	250 (136)	30-38 (76-96.5)	0.8 (0.4)	6/cs
Basic Traditional Wooden Canes						
G05390B	Wooden Standard Handle	Black	300 (136)	36 (91)	0.8 (0.4)	6/cs
G05390M	Wooden Standard Handle	Mahogany	300 (136)	36 (91)	0.8 (0.4)	6/cs
MDS80212	Wooden Standard Handle	Natural	300 (136)	37 (94)	0.8 (0.4)	6/cs
MDS80217	Wooden Standard Handle	Walnut	300 (136)	37 (94)	0.8 (0.4)	6/cs

Retail Packaging Ready for Display

Quad Canes

- Canes with four feet allow for greater weight-bearing and stability than single-point canes
- Non-skid rubber tips on all four feet ensure long life
- Small base design allows for easier maneuverability; large base design gives more stability at a slower pace
- Quad canes stand up on their own



Premium Quadlite Quad Cane

Molded resin base is strong yet light-weight, offering a slight flex for self leveling and stability.

Standard Aluminum Quad Canes

Handle inserts and reinforced metal inserts at stress points provide great strength and durability. Contoured vinyl hand grip is easy to grasp and offers enhanced durability for long term use.

Basic Aluminum Quad Canes

Offset, foam handle provides a comfortable grip that distributes weight directly over the center of the base.

Item Number	Description	Color	Weight Cap Lbs (kg)	Adjustment Inch (cm)	Footprint Inch (cm)	Cane Weight Lbs (kg)	Pkg
Premium Quadlite Canes							
G05845S	Adult	Chrome	300 (136)	29-38 (74-97)	6 x 8 (15 x 20)	2.0 (1)	2/cs
G05846S	Junior	Chrome	300 (136)	25-34 (63-86)	6 x 8 (15 x 20)	2.0 (1)	2/cs
Standard Aluminum Quad Canes							
G05340S	Large Base	Chrome	300 (136)	29-38 (74-97)	8 x 12 (20 x 30)	2.0 (1)	2/cs
G05345S	Small Base	Chrome	300 (136)	29-38 (74-97)	6.25 x 8.25 (16 x 21)	2.0 (1)	2/cs
Basic Aluminum Quad Canes							
MDS86222W	Small Base	Black	250 (136)	29-38 (74-97)	6 x 8 (15 x 20)	2.0 (1)	2/cs
MDS86222BRZ	Small Base	Bronze	250 (136)	29-38 (74-97)	6 x 8 (15 x 20)	2.0 (1)	2/cs
MDS86222CHR	Small Base	Chrome	250 (136)	29-38 (74-97)	6 x 8 (15 x 20)	2.0 (1)	2/cs
MDS86228	Large Base	Black	250 (136)	30-39 (76-99)	8 x 12 (20 x 30)	2.6 (1)	2/cs
MDS86228BRZ	Large Base	Bronze	250 (136)	30-39 (76-99)	8 x 12 (20 x 30)	2.6 (1)	2/cs
MDS86228CHR	Large Base	Chrome	250 (136)	30-39 (76-99)	8 x 12 (20 x 30)	2.6 (1)	2/cs

Retail Packaging Ready for Display

GUARDIAN[®] Bariatric Canes

- Designed with reinforced tubing and/or wider bases to achieve maximum weight capacity allowable
- High weight-bearing capabilities
- 500 lb (227 kg) Capacity



Bariatric Quad Canes

All steel construction with double-plated base allows for a 500 lb (227 kg) weight capacity. Contains a secure locking ring and dual-tubing insert for added strength and safety.

Single Point Bariatric Cane

All steel construction with dual-tubing insert for added strength and security. Single point design gives additional balance support and weight-bearing capabilities.

Item Number	Description	Color	Weight Cap Lbs (kg)	Adjustment Inch (cm)	Footprint Inch (cm)	Cane Weight Lbs (kg)	Pkg
Bariatric Quad Canes							
MDS86228XW	Large Base	Black	500 (227)	29-38 (74-96.5)	8 x 12 (20 x 30)	4.6 (2)	Each
MDS86222XW	Small Base	Black	500 (227)	29-38 (74-96.5)	6 x 8 (15 x 20)	3.6 (2)	Each
Single Point Bariatric Cane							
MDS86420XW	Single Point	Black	500 (227)	29-38 (74-96.5)	N/A	3.0 (1)	Each

Cane Tips and Grip

- Tips are reinforced with metal inserts for longer wear



Item Number	Description	Size: Inches (cm)	Color	Pkg
Cane Tips				
G30561-PC	Tip	5/8 (1.6)	Black	8 pr/cs
G30572-PC	Tip	3/4 (2.0)	Gray	8 pr/cs
G30581-PC	Tip	7/8 (2.0)	Black	8 pr/cs
G02162	Tip, Quad Cane	1/2 (1.3)	Gray	8 set/cs
G02172	Tip, Quad Cane	5/8 (1.6)	Gray	8 set/cs
MDS80212T	Tip, Replacement for MDS80212	7/8 (2.0)	Black	2 ea/pr
MDS80217T	Tip, Replacement for MDS80217	1 (2.5)	Black	2 ea/pr
MDS86424W	Tip, Quad Cane	1/2 (1.3)	Black	6 pr/cs
MDS86425W	Tip, Quad Cane	5/8 (1.6)	Black	6 pr/cs
MDS86426W	Tip, Quad Cane	3/4 (2.0)	Black	6 pr/cs
Cane Grip				
MDS86427W	Grip, for 420, 222, 228 Canes	4 (10.2)	Black	6 pr/cs

Axillary (Underarm) Crutches

- Axillary crutches are the most common type of crutches
- Crutches are lightweight aluminum and are latex-free



Premium Red•Dot® Crutches

Makes sizing quicker with our Red•Dot hand grip.

Standard Crutches

The I-beam helps reduce the wobbliness one sometimes feels when using crutches.

Basic Crutches

Designed to meet the needs of the value-conscious health-care industry. Economical price, 250 lb (113 kg) weight capacity.



Item Number	Description	Wt. Cap. Lbs (kg)	Patient Height Inch (cm)	Adj. Range Inch (cm)	Pkg
Premium Red•Dot					
G90-214-8	Adult, Tall	300 (136)	5'10-6'6 (178-198)	52-60 (132-152)	8 pr/cs
G91-214-8	Adult	300 (136)	5'1-5'9 (155-175)	44-52 (112-132)	8 pr/cs
G92-214-8	Youth	300 (136)	4'6-5'2 (137-157)	37-45 (94-114)	8 pr/cs
Standard					
MDS80534S	Tall	350 (159)	5'2-5'10 (155-175)	44.5-52.5 (113-133)	6 pr/cs
MDS80535S	Adult	350 (159)	5'2-5'10 (155-175)	44.5-52.5 (113-133)	6 pr/cs
MDS80536S	Youth	350 (159)	4'6-5'2 (137-157)	36.5-44.5 (93-113)	6 pr/cs
MDSV80534	Tall	300 (136)	5'10-6'6 (178-198)	52.5-60.5 (133-154)	8 pr/cs
MDSV80535	Adult	300 (136)	5'2-5'10 (155-175)	44.5-52.5 (113-133)	8 pr/cs
MDSV80536	Youth	300 (136)	4'6-5'2 (137-157)	36.5-44.5 (93-113)	8 pr/cs
Medline Basic					
MDS50514-10	Tall	250 (113)	5'10-6'6 (178-198)	52-60.5 (133-154)	10 pr/cs
MDS51514-10	Adult	250 (113)	5'1-5'9 (155-175)	44.5-52.5 (113-133)	10 pr/cs
MDS52514-10	Youth	250 (113)	4'6-5'2 (137-157)	36.5-44.5 (93-113)	10 pr/cs
Child					
MDS80337Z	Child	300 (136)	4'0-4'6 (122-137)	31-37 (79-94)	2 pr/cs
G53314-8	Child	200 (91)	3'9-4'7 (114-137)	31.5-37.5 (80-95)	8 pr/cs
3-in-1 Quick Fit					
MDS80540	Quick Fit	300 (136)	4'7-6'7 (137-200)	38.5-59.5 (98-151)	2 pr/cs
MDS80540-8	Quick Fit	300 (136)	4'7-6'7 (137-200)	38.5-59.5 (98-151)	8 pr/cs

3-in-1 Quick Fit Crutch

Medline's space-saving solution crutch. One crutch fits all three sizes (Youth, Adult and Tall Adult) while incorporating the Red•Dot easy hand grip adjustment and the I-Beam height adjustment.

Bariatric Axillary and Single Tube Crutches

- Bariatric crutches are made of steel for strength and durability.



MDS80334XW

Premium Bariatric
650 lb (295 kg) Capacity



G60314B

Standard Bariatric
550 lb (250 kg) Capacity



MDS80542

Single Tube Crutches
400 lb (181 kg) Capacity

Item Number	Description	Weight Capacity Lbs (kg)	Patient Height Inches (cm)	Adjustment Range Inch (cm)	Pkg
Bariatric Axillary Crutches					
MDS80334XW	Heavy Duty, Tall Adult	650 (295)	5'10"-6'6" (178-198)	54-62 (137-157)	1 pr/cs
MDS80335XW	Heavy Duty, Adult	650 (295)	5'1"-5'9" (155-175)	46-54 (117-137)	1 pr/cs
G60314B	Standard, Tall Adult	550 (250)	5'10"-6'6" (178-198)	52-60 (132-152)	2 pr/cs
G61314B	Standard, Adult	550 (250)	5'1"-5'9" (155-175)	44-52 (112-132)	2 pr/cs
Single Tube Crutches					
MDS80541	Metallic Brown	400 (181)	4'6"-6'6" (137-198)	37-60 (94-152)	8 pr/cs
MDS80542	Pewter	400 (181)	4'6"-6'6" (137-198)	37-60 (94-152)	8 pr/cs

Crutch Accessories

- Enhance the comfort of using crutches and help avoid the negative side effects associated with crutch therapy—chafing, friction under arms and bruised or painful hands and underarms



Crutch Accessory Kit

Item Number	Description	Pkg
MDS80269	Charcoal, Latex Free	6 sets/cs



Crutch Pillows

Item Number	Description	Pkg
MDSPPC107	Charcoal	6 sets/cs



Cast Protectors

Ideal for keeping casts, bandages or wounds dry while showering.

Item Number	Description	Pkg
CUR200ALL	Adult Leg	6 bxs/cs
CUR100KLL	Child Leg	6 bxs/cs

Crutch Replacement Accessories

Item Number	Description	Pkg
MDS80267W	Foam Underarm Crutch Pad, Gray	
MDS80268W	Crutch Hand Grip, Gray	
MDS80265W	Super Crutch Tip, XL, Gray	
MDS80266RW	Crutch Tip, Gray	
G00840	Super Crutch Tip, 7/8" (2.2 cm), Tan, Guardian	
G00841	Super Crutch Tip, 7/8" (2.2 cm), Black, Guardian	
G00842	Super Crutch Tip, 7/8" (2.2 cm), Gray, Guardian	
G00015	Red•Dot Crutch Hand Grip, Guardian	
G00016	Closed Hand Grip, , Tan	
G00017	Closed Hand Grip, Gray, Guardian	
G00018	Crutch Cushion, Gray, Guardian	

Retail Packaging Ready for Display

Express Yourself Crutches

- Personalize your crutch with signatures, designs and color

Coming Soon!



Autograph Crutch

The answer to fiberglass casts. Special coating allows user to personalize their crutch using standard markers, permanent markers or pens.

Item Number	Description	Wt. Cap. Lbs (kg)	Patient Height Inch (cm)	Adj. Range Inch (cm)	Pkg
MDS80534A	Adult, Tall	300 (136)	5'10-6'6 (178-198)	52.5-60.5 (133-154)	8 pr/cs
MDS80535A	Adult	300 (136)	5'2-5'10 (155-175)	44.5-52.5 (113-133)	8 pr/cs
MDS80536A	Youth	350 (159)	4'6-5'2 (137-157)	36.5-44.5 (93-113)	8 pr/cs

Crutch Wrap Kits

Do-It-Yourself Crutch Wrap Kit allows user to personalize their crutches. Fits Medline's MDS80540 Quick Fit Crutch.

Item Number	Description	Pkg
DIY002	Denim	5 kits/cs
DIY001	Tie Dye	5 kits/cs
DIY003	Pink Hearts	5 kits/cs
DIY005	Sports	5 kits/cs
DIY004	Camo	5 kits/cs



Retail Packaging Ready for Display

Forearm Crutches

- Telescoping parts are manufactured with internal bushings and external lock nuts to provide totally silent usage
- Vinyl-coated, tapered, contoured arm cuffs
- Heavy-wall, high-strength aluminum tubing
- Black components hide signs of wear and scratches



G05161

Premium Forearm Crutches
300 lb (113 kg) Capacity



MDS805161

Standard Aluminum Forearm Crutches
250 lb (113 kg) Capacity



CNI600A

Aluminum Forearm Crutches
600 lb (272 kg) Capacity



MDS80516CF



G222-0906

Item Number	Description	Wt. Cap. Lbs. (kg)	Patient Height Inch (cm)	Pkg
Premium Forearm Crutches				
G05160	Aluminum, Tall, Adult	300 (136)	5'10"-6'6" (178-198)	Pair
G05161	Aluminum, Adult	300 (136)	5'0"-6'2" (152-188)	Pair
G05162	Aluminum, Youth, Guardian	300 (136)	4'2"-5'2" (127-157)	Pair
G05163	Aluminum, Child, Guardian	200 (91)	3'2"-4'6" (97-137)	Pair
Standard Forearm Crutches				
MDS805160	Aluminum, Tall, Adult	250 (113)	5'10"-6'6" (178-198)	Pair
MDS805161	Aluminum, Adult	250 (113)	5'0"-6'2" (152-188)	Pair
MDS805162	Aluminum, Youth	250 (113)	4'2"-5'2" (127-157)	Pair
Bariatric				
CNI600A	Crutch, Forearm, Custom	600 (272)	Custom	Pair

Replacement Items

Item Number	Description	Pkg
G222-0906	Premium Replacement Forearm Cuff	Pair
MDS80516CF	Standard Replacement Forearm Cuff	Pair
MDS80266RW	Crutch Tips for Standard Forearm Crutches	6 pr/cs
G00841	Crutch Tips for Premium Forearm Crutches	8 pr/cs

Knee Walkers

- Universal design allows use with either a left or right below-the-knee injury
- Weil Knee Walker with Zero-Turn Radius



MDS86000G2B*



MDS86000G2



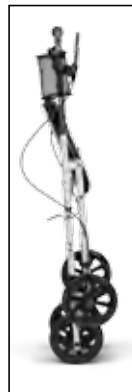
Designed by Dr. Lowell Weil Jr.,
Podiatric consultant to the
Chicago White Sox baseball club.

Premium Weil Knee Walker G2 and G2B

Easy and comfortable to use, the G2 is a great alternative to crutches and features the Zero-Turn-Radius (ZTR) lever. The ZTR allows the end-user to change the front wheels from rigid to swivel while locking the tiller to ensure the alignment integrity is maintained. This is beneficial when in tight places. The unique 3-wheel design is ideal for end-users with either a left or right leg below-the-knee injury. A full length, extra-padded leg rest prevents discomfort. Tool-free for easy height adjustments. Basket and cup holder come standard.



MDS81000



Basic Knee Walker

Great for transportation, the basic 4-wheel design is lightweight and folds down easily. Model has a universal front brake. Cup holder comes standard.

Item Number	Color	Wt. Cap. Lbs. (kg)	Steering Ability	Product Wt. Lb. (kg)	Overall Ht. Inch (cm)	Knee Pad L x W: Inch (cm)	Knee Pad Ht. Range Inch (cm)	Pkg
Weil Knee Walker								
MDS86000G2	Burgundy	300 (136)	Yes	24 (10.8)	37-43 (94-109)	20.5 x 8.5 (52 x 21.6)	13.5-23 (34.3-58.4)	Each
MDS86000G2B*	White Pearl	300 (136)	Yes	24 (10.8)	37-43 (94-109)	20.5 x 8.5 (52 x 21.6)	13.5-23 (34.3-58.4)	Each
Basic Knee Walker								
MDS81000	White Pearl	300 (136)	No	18 (8.1)	35.75 (91)	14 x 7 (35.6 x 17.8)	19.5-23 (49.5-58.4)	Each

* Coming Soon



“My goal is to bring the best possible service to my customers — keeping them profitable and helping them grow.”

Kate M., Medline Sales Representative



Medline Industries, Inc.

One Medline Place
Mundelein, IL 60060

Medline United States
1-800-MEDLINE (633-5463)

www.medline.com | info@medline.com

Medline Canada
1-800-396-6996

www.medline.ca | canada@medline.com

Medline México
01-800-831-0898

www.medlinemexico.com | mexico@medline.com

Some products may not be available for sale in Mexico or Canada. Please contact your Account Representative for additional information. We reserve the right to correct any errors that may occur within this catalog. ©2013 Medline Industries, Inc. Medline, Easy Care, Biomask and Simplicity are trademarks and Red Dot, Excel Translator, Excel Hybrid 2, CURAD, Guardian, Excel, Accu-Therm, Therahoney, Fitright, Remedy, and Quick Alert are registered trademarks of Medline Industries, Inc. ArmaSport is a registered trademark of Armacell Enterprise GmbH Corp. Rifton is a registered trademark of Community Products, LLC, Linak is a registered trademark of Linak A/S LLC, Koolnit is a registered trademark of M.W. Sales and Service Corp. Microban is a registered trademark of Microban Products Company Corp. Isoflo Memory Control and Quadro Select are registered trademarks of Roho, Inc. InTENSity is a registered trademark of Roscoe Medical, Inc. UMP is a registered trademark of Stanley Security Solutions, Inc. Quadra3D is a registered trademark of The Comfort Companies, Inc. Tinnerman is a registered trademark of Trans Technology Engineered Components, Nylex is a registered trademark of Xamax Industries, Inc. Leg Loop is a trademark of Maddak. Coldspot is a trademark and The Cuff, Point Relief, Hotspot, Digi-Extend, Theraputty, Digi-Flex, Digi-Squeeze are registered trademarks of Elliott Goldberg.

MKT1331882 / LIT124R / 10M / QG / 10