



SharkBite® Barb Connection System

PEX Barb Fittings, Manifolds, Valves, Clamp or Crimp Rings and Tools

DESCRIPTION

When lower material cost is desired, the SharkBite® Barb Connection System is the best option for connecting PEX pipe in water distribution systems.

FEATURES AND BENEFITS

Broad line of fittings, manifolds, regulator, thermostatic and ball valves:

A typical barb system offers the lowest material cost.

CLAMP ring connections (see Installation Guide for details):

The time saving clamp rings and tool offer reduced equipment cost, one tool clamps all sizes and the necessity to check each fitting ring with a go / no-go gauge is eliminated.

CRIMP ring connections (see Installation Guide for details):

Copper crimp rings and the heavy duty tool with interchangeable jaws, does not require calibration and allows each joint to be checked with a go / no-go gauge.

SPECIFICATION

Using the PEX plastic pipe cutters to cut the pipe to length, making sure that you have a good square cut. Slide the correct size Sharkbite clamp or crimp ring over the pipe approximately 2" past the end of the pipe. Push the pipe onto the Sharkbite barbed fitting until it touches the fitting shoulder. Position the clamp or crimp ring 1/8"-1/4" from the end of the tube. When making clamp connections, position the open jaws of the clamp tool over the raised tabs of the clamp ring and squeeze. Verify the connection is secure by visually checking the clamp tab. Make crimp connections by placing the jaws of the crimp tool over the copper crimp ring and squeezing until the jaws close completely. Verify that the connection is secure using the go / no-go gauge.





TYPICAL INSTALLATION*



1 Make a square cut.



2 Slide clamp or crimp ring over tube.



3 Push the PEX tubing onto the fitting against the fitting shoulder.



4 Position Clamp Tool jaws over raised tab of clamp ring and squeeze.



5 Position Crimp Tool jaws over crimp ring and squeeze.



6 Verify connection is secure. Use go/no-go gauge on crimp rings.

*Refer to the PEX Installation Guide for detailed information.

SPECIFICATION DATA

Materials:

Barb fittings DZR Lead Free Brass
 Clamp rings Stainless Steel
 Crimp rings Copper AVAILABLE CONNECTIONS
 (Style: Body spec data)

Performance:

Adj. outlet temperature range 95 – 118°F (35 – 48°C)

CERTIFICATIONS

The SharkBite barb fittings and crimp rings meet ASTM F1807 requirements. The SharkBite barb fitting clamp rings meet ASTM F2098 requirements. All SharkBite® PEX Pipe system components are listed to the NSF 14 Standard by NSF® International.





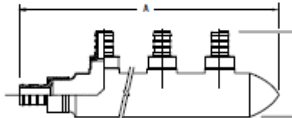
Coupling Dimensions

| P/N | A | B | C |
|-------|------|--------|------|
| UC006 | 3/8" | 1/2" | 1.4" |
| UC008 | 1/2" | 3/4" | 1.4" |
| UC016 | 3/4" | 1" | 1.4" |
| UC020 | 1" | 1 1/4" | 1.7" |



Sweat Adaptor Dimensions

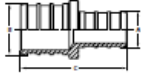
| P/N | A | B | C |
|-------|--------|------|-------|
| UC600 | 1/2" F | 1/2" | 1.38" |
| UC606 | 3/4" F | 3/4" | 1.56" |
| UC607 | 1/2" M | 1/2" | 1.29" |
| UC608 | 3/4" M | 3/4" | 1.50" |
| UC609 | 1" M | 1" | 1.88" |



Barb Manifold Dimensions

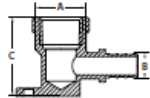
(*1" trunk, 3/4" barb inlet & outlet, 1/2" barb ports - 2" on center)

| P/N | type | A | B |
|-------|---------------|--------|-------|
| 22783 | 3 port closed | 8.53" | 2.29" |
| 22785 | 4 port closed | 10.53" | |
| 22787 | 6 port closed | 14.53" | |
| 22789 | 8 port closed | 18.53" | |
| 22784 | 3 port open | 9.9" | |
| 22786 | 4 port open | 11.9" | |
| 22788 | 6 port open | 15.9" | |
| 22790 | 8 port open | 19.9" | |



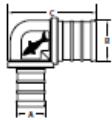
Reducing Coupling Dimensions

| P/N | A | B | C |
|-------|------|------|-------|
| UC009 | 3/8" | 1/2" | 1.4" |
| UC058 | 1/2" | 3/4" | 1.4" |
| UC060 | 3/4" | 1" | 1.56" |



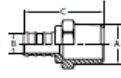
Drop Ear Elbow Dimensions

| P/N | A | B | C |
|-------|-----------|------|------|
| UC120 | 1/2" FNPT | 1/2" | 1.6" |



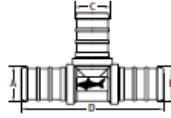
Elbow Dimensions

| P/N | A | B | C |
|-------|------|------|------|
| UC246 | 3/8" | 3/8" | .95" |
| UC248 | 1/2" | 1/2" | .96" |
| UC256 | 3/4" | 3/4" | 1.1" |
| UC260 | 1" | 1" | 1.3" |
| UC274 | 1/2" | 3/4" | 1.7" |



Straight Connector Dimensions

| P/N | A | B | C |
|-------|-----------|------|------|
| UC120 | 1/2" MNPT | 1/2" | 1.6" |



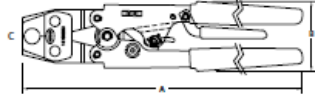
Tee Dimensions

| P/N | A | B | C | D |
|-------|------|------|------|-------|
| UC360 | 3/8" | 3/8" | 3/8" | 1.89" |
| UC362 | 1/2" | 1/2" | 1/2" | 1.96" |
| UC370 | 3/4" | 3/4" | 3/4" | 2.12" |
| UC374 | 1" | 1" | 1" | 2.67" |
| UC412 | 3/4" | 3/4" | 1/2" | 2.12" |
| UC414 | 1" | 3/4" | 3/4" | 2.5" |
| UC416 | 1" | 1" | 3/4" | 2.67" |
| UC444 | 3/4" | 1/2" | 3/4" | 2.17" |
| UC454 | 3/4" | 1/2" | 1/2" | 2.13" |



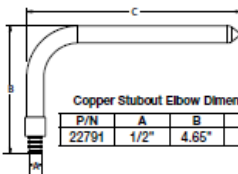
Clamp Dimensions

| P/N | A |
|-------|------|
| UC952 | 3/8" |
| UC953 | 1/2" |
| UC955 | 3/4" |
| UC956 | 1" |



CLAMP Tool Dimensions

| P/N | A | B | C (use for clamp sizes) |
|-------|-----------|--------|----------------------------|
| UC961 | 10-15/16" | 2-1/8" | 3/8", 1/2", 5/8", 3/4", 1" |



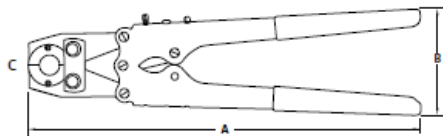
Copper Stubout Elbow Dimensions

| P/N | A | B | C |
|-------|------|-------|------|
| 22791 | 1/2" | 4.65" | 7.8" |



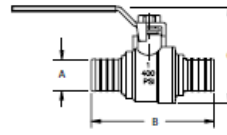
Crimp Ring Dimensions

| P/N | A |
|-------|------|
| 23101 | 3/8" |
| 23102 | 1/2" |
| 23103 | 3/4" |
| 23104 | 1" |



CRIMP Tool Dimensions

| P/N | A | B | C (interchangeable jaw sizes) |
|-------|---------|----|-------------------------------|
| 23100 | 18-1/2" | 5" | 3/8", 1/2", 5/8", 3/4", 1" |



Barb Ball Valve

| P/N | A | B | C |
|-------|------|------|------|
| 22461 | 1/2" | 3.32 | 2.46 |
| 22462 | 3/4" | - | - |
| 22463 | 1" | 3.70 | 3.27 |