

Bring Colors and Fun
Into your Life with
Unique and Bright
Blami Chalk Markers!



**Free your Imagination with
the Best Chalkboard Markers NOW!**

Blami Chalk pens are unique
high quality liquid chalk markers

because they:

- **AMAZE** you with **SMOOTH&SAFE**
vibrant colors,
- **ENCOURAGE CREATIVITY** and
- **OFFER** you the **BEST VALUE** on the
market with **bonus accessories** that
save your time and energy.

Blami Chalk markers will boost your children's creativity and put their mind back to real world.

Terri loves Blami chalk markers because her children love writing their spelling words on the mirrors in the bathroom so they can review them every time they are in there.

“I never thought I could use this crafty (and fun for me) buy as an advantage to help my boys with their spelling words but it has been the main reason they are used now. We love them!”

Alexis is certain that Blami chalk markers offer a unique artistic experience to children.

“I've seen firsthand what their product has offered to children educationally at our elementary school. It's a unique media, and an experience for our children to be creative. Blami Liquid Chalk Markers beat out ALL other activities we do and these chalk markers were what they were the most interested in. They're bright, florescent, and the liquid consistency is fun to experiment with and dries fast so you can keep adding colors for detail.”

Blami CHALK USER GUIDE

Easy INSTRUCTIONS

for simple and effective use will boost your creativity

Say YES to new art & craft adventure that awaits you because creativity is imagination and imagination is for everyone.

Blami Arts' **USER GUIDE** includes lots of

- general information,
- instructions and
- tips & tricks about Blami Chalk markers.

We strive to bring little rays of joy to you and your family.

Together we make one wonderful family who values useful products and is in love with beautiful bright colors.

Wish you lots of amazing and colorful moments!

Blami Arts Team

www.blami-arts.com

1. Blami Chalk SETS



Free your imagination with the best chalk markers NOW!

www.blami-arts.com

Blami Chalk 14 Set - Assorted Colors, Metallic Gold and Silver and Blami Eraser

- 12 6mm chalk markers (yellow, orange, red, pink, purple, green, blue, brown, white, black)
- 2 6mm metallic markers (gold and silver)
- 2 replacement tips
- 1 Blami erasing sponge
- 20 chalkboard labels
- + link to discounts and our collections of ideas, photos, videos, DIYs...

Blami 14 set with Blami eraser is our new invention which was inspired by our valued customers' wishes, suggestions and opinions. 12 stunning bright chalk ink colors along with metallic gold and silver for professional art&craft lovers are backed with Blami erasing sponge for efficient erasing.



2. MAIN Blami CHALK CHARACTERISTICS

Blami chalk markers are **non-toxic, water based, odorless and dust free.**

They are safe for children and people with allergies or those who hate the feel of chalk dust on their hands.

Blami Chalk markers (3mm and 6mm tips) have **REVERSIBLE TIPS**. You can use bullet or chisel point by flipping the tip.



Our sets with 6mm tips include **ADDITIONAL TIPS**. You can use them in case some of the original tips get damaged.

Our markers have **NEWLY DESIGNED SAFE CAPS** that prevent tips from getting damaged.



Blami markers are **ERASABLE** from non-porous surfaces. Many chalkboards are slightly porous – test them first.

Blami markers are called CHALK markers because their ink includes chalk in liquid form along with other ingredients which make colors bright and vivid and enable smooth writing . Markers make chalk-like effect and are erasable from non-porous surfaces.



www.blami-arts.com

Blami Chalk tips AND TRICKS

You have to **activate** them before first use and shake well after some time.



You can **“revive”** the dry tip after some time with few drops of water.

Markers need to be stored in **horizontal position**.





Always **test the surface** before use. Make a small mark on hidden area and try to erase it.

Gold and silver are special and more permanent. They sometimes require additional shaking, but the shiny color is worth it.



Chalkboards need to be seasoned or sealed before you use chalk ink on them. Many boards are porous.

3. ACTIVATE CHALK MARKERS

You need to PRIME Blami chalk markers before use.
The white tips have to get soaked with chalk ink.

FOLLOW THESE EASY STEPS:

1 Release pressure by pressing the tip.



2 Recap and shake for 30 seconds.



3 Press the tip down until the ink fills the tip.



4 After use recap tightly and store in horizontal position.



Please, handle with the marker tips gentle; don't press them too hard because you can destroy them



You have 2 additional tips included in your 8 and 14 set.

4. REVERSIBLE TIP

Blami chalk markers with 3mm and 6 mm tips have reversible tips. That means that those markers have tips with two points: chisel point at one side and bullet point at the other side.

It's recommended to choose one side of the tip before using the markers because flipping the tip can get messy if you have already started using the markers.



HOW TO REVERSE 3MM AND 6MM TIPS?

You simply **pull the tip out** of the marker, **flip it around** and **put it back** in the marker.

In case the tips get damaged, you can replace them with **additional tips** which are included in 8 set and 14 set packages.



5. Gold AND silver color

We were the first who offered a unique set with the **gold and silver color**.

Those two are special because of their shiny glow which sometimes needs some extra shaking before use. They are also quite permanent – so gold and silver will bring joy with permanent decorations.

However, you can still erase them from glass or other 100% nonporous surfaces with water and Blami cleaner.

Don't use them on chalkboards!

We recommend a test on small area before using gold and silver color.



6. RIGHT SURFACE FOR INK

Chalk markers are designed to be used on **nonporous surfaces** which allow the chalk ink to be completely erasable later.

NONPOROUS SURFACES

- ✓ GLASS
- ✓ MIRROR
- ✓ PORCELAIN
- ✓ PLASTIC
- ✓ RUBBER
- ✓ VINYL LABELS
- ✓ VINYL CONTACT PAPER

- ✓ WHITEBOARDS
- ✓ LED BOARDS
- ✓ METAL
- ✓ GLAZED TILES
- ✓ SLATE BOARDS AND COASTERS
- ✓ NONPOROUS CHALKBOARDS



Blami Tips

PLEASE, BE ADVISED!

Many materials only seem nonporous but they are actually slightly porous and that can cause some problems when erasing chalk ink. That's why we always recommend **testing each surface before use.**

TESTING THE SURFACE


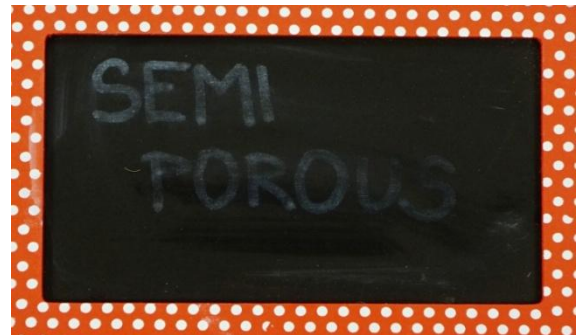
Make a small dot on a inconspicuous area and wait until ink dries. After some time try to erase the ink with dry or damp cloth. If the ink can be fully erased without leaving shadows or ghosting behind, you are free to use Blami chalk markers on that surface.



Blami Tips

PRIMING THE CHALKBOARD

Most chalkboards only seem nonporous, but they are actually slightly porous and that's why ink may leave marks after erasing. We recommend priming chalkboards before use.




To **prime the chalkboard** lay a piece of regular chalk on its side and cover your entire board with chalk. Rub it in with a dry cloth and then erase. When you prime the whole board, all the pores get filled with the primer chalk and your future writings will go on nicely, and erase easily.



Instead of limiting your creative ideas to only nonporous surfaces, we want to free your imagination and suggest some amazing uses of chalk markers on porous surfaces.

POROUS SURFACES (PERMANENT ART)

- PAPER
- COLORING BOOKS (THICK PAPER)
- CANVAS
- WOOD (NOT VARNISHED WOOD)
- FABRICS
- CONCRETE
- POROUS CHALKBOARDS
- DRYWALL
- PAINTED WALLS
- MATERIALS THAT ABSORB LIQUID



Chalk ink on porous surfaces is **permanent!**



MAKE CHALKBOARD PAINT NONPOROUS

If you want to paint different surfaces with chalkboard paint, please be advised that **chalk paints may be porous**.

In order to make chalkboard paint suitable for chalkboard markers, follow this tip:

Get a can of "Matte Finish" clear spray paint (Rustoleum) and apply it over your chalkboard paint.

Now you can use the markers and they wipe off completely! You can also use regular chalk, but it isn't as bright and vivid as the markers.



Clear
spray
paint

SEAL MATERIALS BEFORE USE

You can seal different materials with the sealants.

Here are some types of sealants which make surfaces nonporous:

- **Polyurethane sealant**
- **Clear Acrylic Spray**
- **Acrylic Spray Sealer Matte Finish**

To seal a porous surface you should **apply 3 coats of sealant.**

You will be able to easily erase chalk markers form such surface.



3 coats of sealant



SEAL MATERIALS AFTER USE

You can make your chalk art creations permanent (even on nonporous surfaces) by sealing over the top of chalk marker ink. Use only spray sealants.

To seal chalk ink you can use:

- Polyurethane sealant
- Clear Acrylic Spray
- Acrylic Spray Sealer Matte Finish

You should **apply 1 coat of sealer** on top of chalk ink if you don't want it to be erased later. Your chalk art will be sealed and permanent.



1 coat of sealant

7. ERASING CHALK INK

No one is perfect, that's why Blami chalk markers are erasable.

If you follow our instructions on the package and the insert note, there will be no problems with erasing.

It's very easy to remove chalk ink from all nonporous surfaces – all you need is just a damp Blami eraser.

You can easily remove ink from glass using just a dry towel.



Please, make sure the surface you are writing on is NONPOROUS.



In some cases when surfaces turn out to be slightly porous and if our metallic gold and silver colors are used, there could be some difficulties.

But we have you covered in any situation.

Blami ARTS ERASING SOLUTION

If your writing doesn't erase with water, use **damp Blami erasing sponge** which can save your slightly porous blackboards or other surfaces.

Blami erasing sponge efficiently removes ink from different, even slightly porous surfaces.



Get the eraser wet and scrub the chalk ink from the surface. Then use a paper towel to get the rest of the residue off.



You won't have to buy additional cleaning products as we take care **you get everything you need in one set** – well, a few drops of water are still appreciated from your side 😊.

HERE ARE OUR RECOMMENDATIONS FOR ERASING CHALK INK FROM SLIGHTLY POROUS SURFACES:



➤ **Liquid cleaners** (windex, goo gone or any mild liquid cleaner you use at home – we don't recommend bleach or any strong cleaners which may damage the material)

➤ **Magic eraser** (our new sets include our own Blami erasing sponge that efficiently removes ink)



➤ **baby wipes** (use damp)

➤ **vinegar**



FREQUENTLY ASKED QUESTIONS AND CONCERNS

How do markers work / the use? Are they dry?

Blami chalk markers come unprimed (with clean white tips) to ensure you the best experience. In just 3 simple steps your markers are ready for creating.

1. Press the tip to release the pressure.
2. Recap the marker and shake it for 30 seconds.
3. Press the tip on the surface and let the ink soak the tip.

Are they toxic / waterproof / dust-free?

Blami chalk markers are completely safe for your family. They conform to all safety standards and they are eco-friendly. Our chalk ink markers are non toxic and dust-free, so they are perfect for people with allergies and those who hate the feel of dust on their hands. Blami chalk ink is not waterproof because it is waterbased so it can be erased with damp eraser.

Where can I use chalk markers?

Chalk markers are designed for use on nonporous surfaces like glass, metal, plastic, whiteboards, tiles, varnished materials and other non absorbing surfaces. Please, be careful with chalkboards.

Can I use chalk markers on chalkboards?

Please, be careful with chalkboards. Many chalkboards seem nonporous but they are actually slightly porous and that is why ink may leave shadows after erasing. We recommend a short test on each surface.

Painted chalkboards are not suitable for chalk ink, so we don't recommend using chalk markers on painted boards.

How to remove / erase chalk ink?

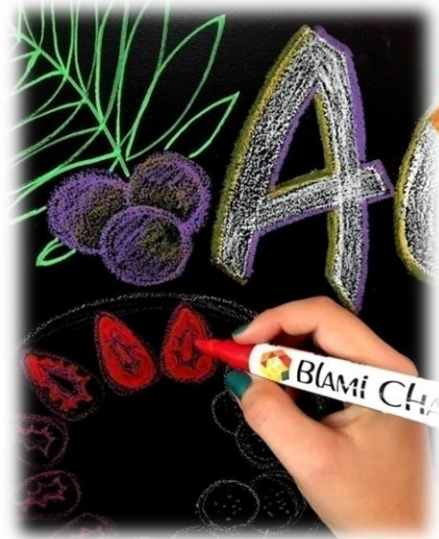

Blami Arts is the only company that gives customers all they need for creating and removing chalk art. Our markers set include Blami eraser which when damp efficiently removes all chalk ink from nonporous surfaces. It has great results also on slightly porous materials like chalkboards. How does the eraser work? Get the eraser wet and scrub the chalk ink from the surface. Then use a paper towel to get the rest of the residue off.

You won't have to buy additional cleaning products as we take care **you get everything you need in one set** – well, a few drops of water are still appreciated from your side 😊.

Gold and silver won't erase!

Gold and silver ink contains special ingredients for special shiny effect. Due to that they are erasable only from 100% non-porous surfaces. However, you can still erase them from glass or other 100% nonporous surfaces with water and Blami cleaning sponge. On slightly porous materials those two colors will leave shadows after erasing. We recommend short test on each surface. Please, follow the instructions on markers and the box.

CREATIVE IDEAS FOR ARTISTS

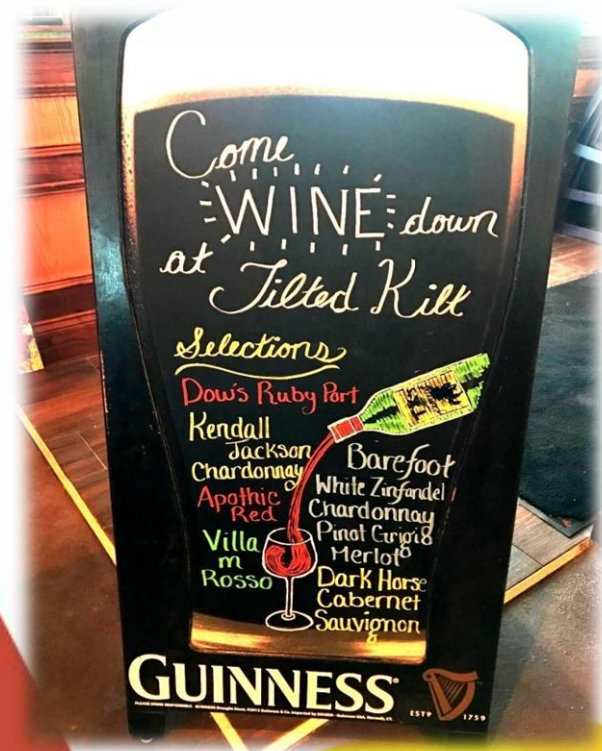


*THESE CREATIONS ARE MADE BY
PROFESSIONAL ARTISTS.*

CREATIVE IDEAS FOR kids



CREATIVE IDEAS FOR BISTROS / RESTAURANTS



*THESE CREATIONS WERE MADE AND
SENT BY OUR DEAR CUSTOMERS.*

CREATIVE IDEAS FOR WEDDINGS



*THESE CREATIONS WERE MADE AND
SENT BY OUR DEAR CUSTOMERS.*

CREATIVE IDEAS FOR TEACHERS



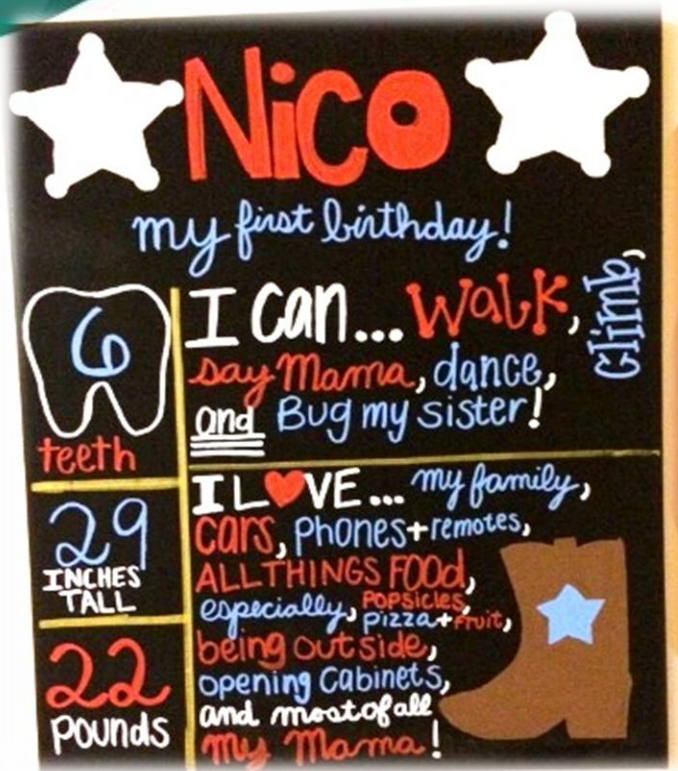
*THESE CREATIONS WERE MADE AND
SENT BY OUR DEAR CUSTOMERS.*

CREATIVE IDEAS FOR HOME AND FAMILY



*THESE CREATIONS WERE MADE AND
SENT BY OUR DEAR CUSTOMERS.*





*THESE CREATIONS WERE MADE AND
SENT BY OUR DEAR CUSTOMERS.*



*THESE CREATIONS WERE MADE AND
SENT BY OUR DEAR CUSTOMERS.*

HOME
sweet
Apartment
Coconut Creek
Florida



Made by Laura Cabrera

Do you have a question?

Is there anything you still wonder
about?

Did we forget to mention or explain
anything regarding our products?

Would you like to share anything
with us?

We are always here for you:

info@blami-arts.com

**CHOOSE TO PAINT YOUR WORLD
IN BRIGHT BOLD COLORS AND
NEATLY ORGANIZE
YOUR FAVORITE PLACES.**

You and your family deserve quality and fun, so we made sure you receive both because we know that useful and beautiful always has a place in our lives. Blami Arts offers you only the best and our assurance really makes the difference – no matter how busy a day is, we will always find time for you.

Your satisfaction is our goal. It's simply because we care.

We strive to bring little rays of joy to you and your family and we would highly appreciate if you are willing to share your positive experience with us and other Amazon customers.

Lots of creative ideas will color your life, so keep your imagination free!

www.blami-arts.com

**ORGANIZATION
ISN'T ABOUT PERFECTION.**

**IT'S ABOUT EFFICIENCY,
REDUCING STRESS & CLUTTER,
SAVING TIME & MONEY
AND IMPROVING YOUR
OVERALL QUALITY OF LIFE.**

Christina Scalise

OUR CUSTOMERS SAID ...

“The students loved all of our projects, but I was genuinely surprised that these chalk markers were what that were the most interested in. They offer a unique artistic experience to children.

Blami Liquid Chalk Markers beat out ALL other activities we do.

They're bright, florescent, and the liquid consistency is fun to experiment with and dries fast so you can keep adding colors for detail.

I'm so incredibly appreciative of this company's charity work, and I have seen first hand what their product has offered to children educationally at our elementary school.”

Alexis

OUR CUSTOMERS SAID ...

“I have used other brands of chalk markers in the past and these blow them right out of the water. They write smooth and evenly and again, the colors are amazing. I would definitely order from them again just based on their customer service alone!!”

EMV

“I have worked in customer service for years...there just aren't any companies focusing on their customers like this anymore! I felt special indeed! I use them daily and couldn't be anymore impressed. The colors stay vibrant throughout the pens life and not to mention they are easy to get off other surfaces/clothing. I have 3 very artistic kiddos that love them! We like finding new projects to do with these awesome pens! Thank you Blami Arts for your attention.”

SAM

OUR CUSTOMERS SAID ...

“I love the markers! They work great and I love the interchangeable tips for the markers!”

Brook

“The best chalk markers I have ever used. I love the chisel tip, I also love that they are interchangeable. Chisel tip to round tip. Great product! The markers work just like a marker, but better!”

Ellen

“These chalk markers are fantastic!!! We had a couple's shower for some friends & I used these to write on all the signs we made - craft paper, chalkboards, so many surfaces. And they did not disappoint!!”

Chelsea

OUR CUSTOMERS SAID ...

“These markets are vibrant and are so much cleaner than chalk. They are easy to write with.

I use windex to clean the marker off the chalkboard and it cleans off quite well. Customer service from this company is excellent.”

Dana

“The colors are bright, the ink flow is perfect (not too runny, not too dry). My children love writing their spelling words on the mirrors in the bathroom so they can review them every time they are in there. I never thought I could use these crafty (fun for me) buy as an advantage to help my boys with their spelling words but it has been the main reason they are used now. We love them!”

Terri

OUR CUSTOMERS SAID ...

*“Such a fun product! We use this on everything from chalk boards (although you really need to test it to make sure it will not leave a shadow of a stain first), White boards, Ceramic and even mirrors!
I recommend this with loads of confidence that you too will enjoy using them!”*

Texas Mel

“We purchased several glass boards over white boards and struggled to find a suitable marker for this board. After trying 3-4 different brands/ types of dry erase markers and several liquid chalk markers, Blami worked the best!!!

I followed their recommendations for others but Blami worked the best. I was looking for a marker that would wipe with dry erase eraser and did not require moisture and paper towels for clean up. Blami was right- gold and silver do require moisture, but they stated that up front. We found our preferred marker set!!! Thanks!!!”

Mark NC

LET US MOTIVATE YOU AND
FREE YOUR IMAGINATION!

“We are certain that the unique contribution we make in this world is born out of creativity and helping others. Our deeds are the ones that define us and the good deeds always motivate.

Blami Arts