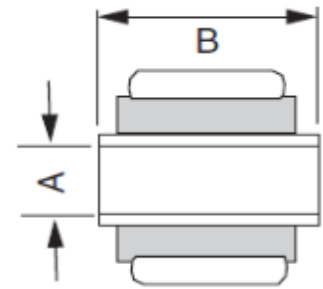


## Shock Mounting Codes

Mount Code	Sleeve ID (A)	Sleeve OAL (B)
LS1	10MM	15/16"
LS2	10MM	1"
LS3	10MM	1.1/4"
LS4	10MM	1.3/8"
LS5	10MM	1.7/16"
LS6	10MM	1.9/16"
LS7	10MM	1.5/8"
LS8	10MM	2"
LS9	10MM	2.1/8"
LS10	10MM	2.3/8"
LS11	10MM	3"
LS12	7/16"	1.1/4"
LS13	7/16"	1.5/16"
LS14	7/16"	1.3/8"
LS15	7/16"	1.7/16"
LS16	7/16"	1.5/8"
LS17	7/16"	1.7/8"
LS18	7/16"	2.1/8"
LS19	7/16"	3.3/16"
LS20	7/16"	3.3/8"
LS21	12MM	1"
LS22	12MM	1.1/8"
LS23	12MM	1.1/4"
LS24	12MM	1.3/8"
LS25	12MM	1.7/16"
LS26	12MM	1.1/2"
LS27	12MM	1.9/16"
LS28	12MM	1.5/8"
LS29	12MM	1.3/4"
LS30	12MM	1.7/8"
LS31	12MM	2"
LS32	12MM	2.1/8"
LS33	12MM	2.5/16"
LS34	12MM	2.7/8"
LS35	1/2"	1.1/4"
LS36	1/2"	1.5/16"
LS37	1/2"	1.3/8"
LS38	1/2"	1.1/2"
LS39	1/2"	1.5/8"
LS40	1/2"	1.11/16"

Mount Code	Sleeve ID (A)	Sleeve OAL (B)
LS41	1/2"	2.1/4"
LS42	14MM	1.5/16"
LS43	14MM	1.9/16"
LS44	14MM	1.7/8"
LS45	14MM	2.7/16"
LS46	14MM	3.1/8"
LS47	9/16"	1.5/8"
LS48	9/16"	2.7/16"
LS49	5/8"-16MM	1.3/16"
LS50	5/8"-16MM	1.1/2"
LS51	5/8"-16MM	1.9/16"
LS52	5/8"-16MM	1.11/16"
LS53	5/8"-16MM	2"
LS54	3/4"	1.3/4"
LS55	18MM	1.5/8"
LS56	20MM	1.9/16"
LS57	20MM	2"
LS58	20MM	2.7/16"
LS59	3/4"	3.13/16"
LS60	3/4"	3.3/16"
LS61	5/8"-16MM	4"
LS62	5/8"-16MM	2.9/16"
LS63	1/2"	1/2"
LS64	21MM	1.15/16"
LS65	1"	2"
LS66	3/4"	1.3/8"
LS67	3/4"	1.11/16"
LS68	3/4"	1.7/8"
LS69	3/4"	1.15/16"
LS70	3/4"	2.1/4"
LS71	3/4"	2.3/4"
LS72	7/16"	2"
LS73	7/16"	2.1/2"
LS74	12MM	1.11/16"
LS75	20MM	1.3/4"
LS76	1/2"	2.3/8"
LS77	1/2"	2.7/16"
LS78	9/16"	1.1/2"
LS79	5/8"-16MM	1.3/8"
LS80	5/8"-16MM	1.3/4"

Mount Code	Sleeve ID (A)	Sleeve OAL (B)
LS81	5/8"-16MM	1.7/8"
LS82	5/8"-16MM	1.1/2"
LS83	18MM	2"
LS84	12MM	2.3/8"
LS85	5/8"-16MM	1.3/16"
LS86	3/4"	2.5/16"
LS87	5/8"-16MM	3.9/16"
LS88	14MM	2.7/16"
LS89	1"	1.3/4"
LS90	14MM	2.5/8"
LS91	14MM	1.3/4"
LS92	14MM	1.11/16"
LS93	18MM	3.1/4"
LS94	5/8"-16MM	2.3/4"
LS95	20MM	2.3/8"
LS96	1/2"	1.7/8"
LS97	1/2"	2.3/4"
LS98	5/8"-16MM	3"
LS99	5/8"-16MM	3.1/4"
LS100	1.1/8"	4"
LS101	1.1/8"	2.5/8"
LS102	7/8"	2.1/4"
LS103	1/2"	3.3/4"
LB1	1/2"	3/4"



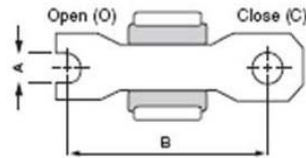
# Shock Mounting Codes

## Stem Mount

Code	Stem Length	Thread Pitch
S1	1.3/16"	M10
S12	1.3/16"	M10
S15	2.5/8"	M10
S2	2"	M12
S3	2"	3/8"-24
S33	2"	3/8"-24
S34	2.1/4"	3/8"-24
S4	2.3/8"	3/8"-16
S42	2.3/8"	3/8"-16
S5	2.5/8"	1/2"-13
S51	2.5/8"	1/2"-13
S52	2.5/8"	1/2"-20
S6	3.5/16"	5/8"-11
S61	3.5/16"	5/8"-11
S62	2.1/2"	5/8"-18
S7	1.1/8"	M8

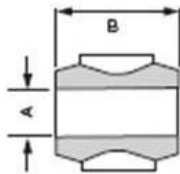


Cross Pin Mount Code	X-Pin End Type	X-Pin Hole Diameter	X-Pin Length (Cntr to Cntr)
XP1	Open	5/16"	2.3/16"
XP2	Open	5/16"	2.3/8"
XP3	Open	5/16"	2.7/16"
XP4	Closed	5/16"	2.7/16"
XP5	Closed	5/16"	2.1/2"
XP6	Open	5/16"	2.3/4"
XP7	Closed	5/16"	2.7/8"
XP8	Open	5/16"	3"
XP9	Open	5/16"	3.5/8"
XP10	Open	3/8"	2.5/8"
XP11	Closed	3/8"	2.3/4"
XP12	Open	3/8"	3.3/16"
XP13	Closed	12MM	2.15/16"
XP14	Closed	1/2"	3.3/8"
XP15	Closed	1/2"	3.3/4"
XP16	Closed	3/8"	4"



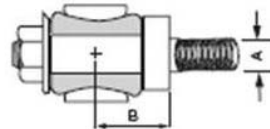
## Loop Mount

Code	Bushing ID (A)	Bushing OAL (B)
L1	5/8"	1.5/16"
L2	11/16"	1.9/16"
L3	3/4"	1.9/16"
L4	1"	1.3/4"
L5	1.1/4"	2.9/16"
L6	1/2"	3/4"

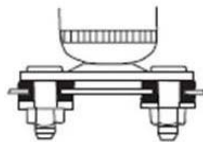


## Cantilever Mount

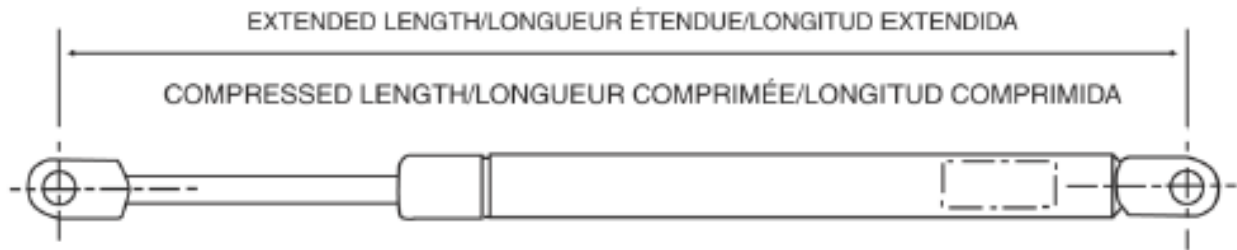
Mount Code	Stud Diameter (A)	Stud Length (B)
CP1	1/2"	1.1/16"
CP2	1/2"	1.3/16"
CP3	1/2"	1.5/16"
CP4	1/2"	1.1/2"
CP5	5/8"	1.5/16"
CP5	5/8"	1.5/16"



Special Mount	Mount Description
CLEV	Clevis Bracket Mount
SPEC	Special Mount
SP	Stud Plate Mount



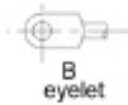
**MAX-LIFT®**  
**LENGTH DIMENSIONING**  
**DIMENSIONS DE LA LONGUEUR**  
**MEDIDAS DE LONGITUD**



**END MOUNTING CODES**



**A**  
eyelet, thick



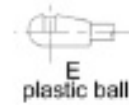
**B**  
eyelet



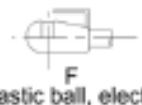
**C**  
snapeye



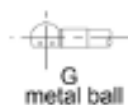
**D**  
key hole



**E**  
plastic ball



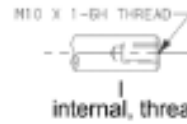
**F**  
plastic ball, electric



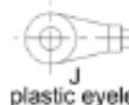
**G**  
metal ball



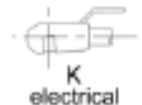
**H**  
threaded



**I**  
internal, thread



**J**  
plastic eyelet



**K**  
electrical plastic offset



**L**  
electrical plastic bearing



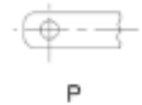
**M**  
electrical rectangular



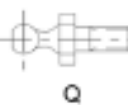
**N**  
U bracket



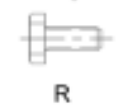
**O**  
shoulder stud



**P**  
eyelet



**Q**  
ball stud



**R**  
screw



**S**  
threaded extension



**T**  
offset bracket



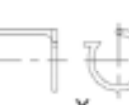
**U**  
L bracket



**V**  
ball joint



**W**  
shoulder screw



**X**  
wire spring clip



**Y**  
washer



**Z**  
flange bearing



**AA**  
E clip



**BB**  
roll pin



**CC**  
hex nut



**DD**  
electrical terminal



**EE**  
ball socket spring clip



**FF**  
snapeye spring clip



**GG**  
U bracket



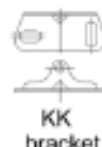
**HH**  
bracket



**II**  
bracket



**JJ**  
bracket



**KK**  
bracket