

STANLEY

BOSTITCH®

Electric Desktop Stapler

Model 02210-220V-ZA

UPC 0 77914 05823 6

Congratulations on your purchase of this premium quality Electric Stapler. With proper use and care, this stapler will serve you well for many years.

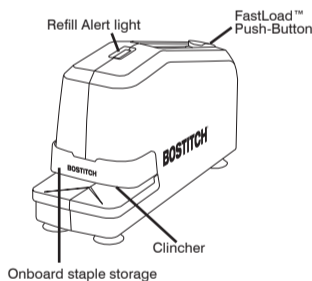


IMPORTANT

Please read these instructions completely and carefully before operating your new electric stapler. **Keep this instruction sheet for future reference.**

Features:

- Staples 2 to 25 sheets
- Refill alert light indicates when to reload staples
- No-Jam™ technology eliminates frustrating staple jams
- Onboard staple storage stores 4 extra sticks of staples in magazine
- FastLoad™ push-button staple refill system
- Suction cup feet for added stability
- Exclusive Impulse Drive™ design for 3x faster* stapling speed
- Uses standard staples



Specifications:

- Operating Voltage - 220-240V ac 50Hz
- Operating Current - 2.0 AMPs
- Staple Size - Standard 1/4"
- Magazine Capacity - 220 Staples
- Stapling Capacity - 2 to 25 sheets of 20lb. bond paper
- Stapling Speed - 30 per minute
- Recommended Stapling Rate - 20 staples per minute
- Dimensions - 2-4/5"W x 4-3/4"H x 9-1/7"L
- Weight - 1.9 lb. 6oz.
- Throat Depth - 0.38"

Low Staple Supply Indicator Light

This stapler is designed to indicate when staple supply is low. (A Blue light will come on at the top of the stapler and will remain on until staples are inserted and magazine is closed.)

Low Staple Supply Indicator Light



Important Note Before Beginning:

This unit is to be used on 220-240V ac outlets only.

Always unplug your stapler before cleaning or attempting to clear a staple jam.

The stapling capacity has been designed to staple a maximum of 25 sheets of standard bond paper.

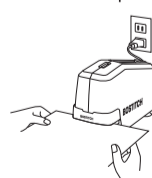
General Safety Precautions for Electric Stapler:

- Do not operate electric stapler with a damaged cord or plug, after stapler malfunctions, or has been damaged in any manner.
- Unplug unit from outlet before cleaning or removing a staple jam. Grasp plug, not the cord, when disconnecting stapler from outlet.
- Do not allow electrical components to get wet.
- Keep fingers, hair, jewelry, and foreign objects, etc. away from staple opening.
- Do not disassemble the stapler. Should your stapler require servicing at any time, refer to warranty.
- This stapler is not intended for heavy commercial use. Do not use the stapler for stapling hard materials like cardboard or heavy plastic.

Do not operate stapler without inserting paper, and refrain from double stapling (stapling over a staple).

Stapling

Insert paper directly under magazine. Be sure to cover staple clincher.



How to Load Staples:

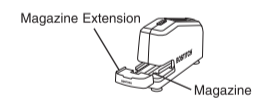
For best performance use Stanley-Bostitch standard staples model SBS191/4CP or 26/6 standard staples.

1. Press the magazine release button. The magazine extension will eject outward.

NOTE: DO NOT press release button with your face directly in front of the stapler. It may result in injury.

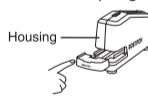


2. Grasp the magazine extension and pull forward to insure a full strip of staples can be inserted. **CAUTION:** There may be staples in magazine. Be sure they are in position before adding new strip of staples. Make sure staple strip is correctly inserted and properly seated before closing.



3. Push the magazine back into the housing until it is firmly locked in position.

NOTE: To prevent damage to the driver element, the magazine must be completely pushed back and locked before stapling.



If Stapler Jams

All staplers can jam from time to time. To clear a jam, follow these 4 easy steps:

1. Remove AC plug from the outlet before removing jammed staples.
2. Press magazine release button. Magazine should eject.
3. If staple magazine does not eject, check to insure driving element is not down in magazine. If so, use pen or similar object to disengage the driving element from magazine.
4. Press magazine release button. Magazine should now eject.



7 Year Limited Warranty U.S.A. and Canada Only

Effective December 1, 2005 Bostitch® L.P. warrants to the original retail purchaser that the product purchased is free from defects in material and workmanship, and agrees to repair or replace, at Bostitch's option, any defective Stanley Bostitch® branded office product (7) years from date of purchase. Warranty is not transferable. Proof of purchase date required. This warranty covers only damage resulting from defects in material or workmanship; it does not cover conditions or malfunctions resulting from normal wear, neglect, abuse, accident or repairs attempted or made by other than our national repair center or authorized warranty service centers. Driver blades, sharpener cutters, punch heads, and cutting discs are considered normally wearing parts. You are responsible for the costs of shipping the defective product to Stanley Bostitch® or its designated repair center. For optimal performance of your Stanley Bostitch® products, always use genuine Stanley Bostitch® staples and replacement parts.

THIS WARRANTY IS THE EXCLUSIVE WARRANTY OF BOSTITCH® L.P., AND IS IN LIEU OF ALL OTHER EXPRESS WARRANTIES INCLUDING, BUT NOT LIMITED TO, IMPLIED WARRANTIES OF MERCHANTABILITY OR FITNESS FOR A PARTICULAR PURPOSE. BOSTITCH® L.P. SHALL NOT BE LIABLE FOR ANY DIRECT, INDIRECT, INCIDENTAL OR CONSEQUENTIAL DAMAGES.

Some states and countries do not allow the exclusion or limitation of incidental or consequential damages, so the above limitations or exclusions may not apply to you. This warranty gives you specific legal rights, and you may also have other rights which vary from state to state and country to country.

For information on our warranty claim procedure please email us at paperpro-sa@iafrica.com or contact us at +2711 258 8734.

USA:
Manufactured under license by:
Amex Incorporated
East Greenwich, RI 02818
800.343.9329

Mexico:
En México Importado por: Stanley Bostitch S.A. de C.V.
Avenida Antonio Dovalí Jaime # 70 Torre B Piso 9
Colonia La Fe, Santa Fé, Delegación Alvaro Obregón,
México D.F. 01210
R.F.C.: BDE810626-1W7
Contenido 1 pieza

Canada:
The Stanley Works
1170 Invicta Drive
Oakville, Ontario L6H 6G1
800.567.7705

Stanley® and the Stanley® logo are registered trademarks of Stanley, Black & Decker, Inc. or one of its affiliates, and are used under license. Bostitch® and the Bostitch® logo are registered trademarks of Stanley, Black & Decker, Inc. or one of its affiliates, and are used under license. A00200