

## MEET YOUR COGNITOY


**cog•ni•toy** (n): 1) A curious and clever little creature that loves to talk and learn.  
2) An internet-connected companion that grows with your child. Your CogniToy listens and interacts to create a personalized experience.

"I can answer questions."

"I can tell jokes."

"Let's make a story together.."

"Let's play a game."

**BIG BRAIN**

Powered by IBM Watson™

**NOSE**

Microphone and speaker

**MOUTH**

Changes color to indicate status

**BELLY**Press to Wake Up/  
Hold to Talk

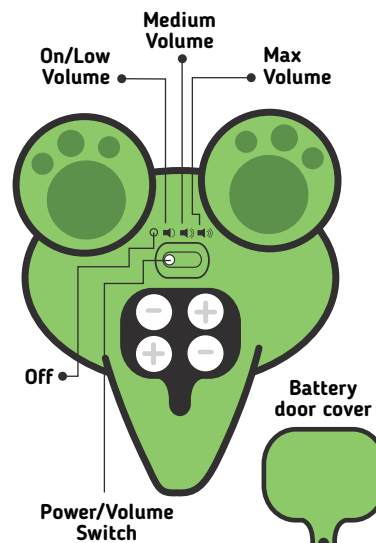
## GETTING STARTED

## Requires:

4 AA Alkaline  
Batteries (included)Phillips  
ScrewdriverSmartphone or Tablet  
for initial set-upWi-Fi  
ConnectionAdult  
Supervision

## 1. Install 4 AA Batteries

- Unscrew battery door with a Phillips screwdriver.
- Insert 4 AA batteries as shown (see page 7 for Battery Safety Information).
- Hold down the Belly Button Switch, and turn the Power/Volume Switch to Max Volume.
- The Mouth Indicator Lights will flash Orange indicating the Dino is ready to set up using the App.



## 2. Connect to Wi-Fi

You must connect your Dino to Wi-Fi in order for it to work. Once the Wi-Fi network has been configured, your Dino will connect to that network automatically if in range. Your CogniToy can remember up to 3 networks. To add a network, go to the Wi-Fi Address Book in the Main Menu of the CogniToys App. To connect your Dino to Wi-Fi for the first time, follow these steps:

- 1 Download the free CogniToys App to your compatible smartphone or tablet from the App Store™ or Google Play™.
- 2 Open the CogniToys App on your phone or tablet and follow the on-screen instructions to connect your CogniToy to Wi-Fi and setup your toy.
- 3 When the Mouth Indicator turns blue and the Dino says, "Hello," start playing!

"Download the App so we can start playing!"



## CONNECTION TIPS

- CogniToys are ONLY compatible with 2.4 GHz networks.
- Enterprise, public, and click-through Wi-Fi networks are not supported due to security concerns.
- Set your router to use WPA 2 Personal for best results. This may require you to change your router settings.

Please keep in mind that resetting or making changes to your router settings may have unintended consequences. If you have questions or concerns, please consult your router manufacturer or Internet Service Provider before making any changes.

## HOW TO TELL WHAT YOUR COGNITOY IS DOING...

**Flashing Green**  
CogniToy is connecting to Wi-Fi.**Blue**  
CogniToy is talking.**Yellow**  
CogniToy is listening.**Flashing Yellow**  
CogniToy is thinking.**Flashing Orange**  
CogniToy is ready to be configured.**Orange**  
CogniToy is being configured.**Flashing White**  
CogniToy is Updating Over Wi-Fi.**Pink**  
CogniToy is connected to Wi-Fi but not activated.**Flashing Pink & Blue**  
CogniToy is out of Wi-Fi range.**Flashing Red**  
CogniToy is getting sleepy (Low battery warning).**Red**  
Battery drained.

These colors may vary slightly.

## TIPS AND TROUBLESHOOTING




Your CogniToy must be within range of your Wi-Fi connection in order for it to work.



For optimal understanding, clearly speak about 1' (30cm) away from the microphone.



To keep your CogniToy clean, use a damp cloth and mild soap. Do not use other cleaning agents. CogniToys DO NOT like baths!



If CogniToy is left unused for a month or longer, have an adult remove the batteries to prevent corrosion.

What's wrong?	Why?	What Should I Do?
Our CogniToy stopped working when we left the home.	Your CogniToy is out of Wi-Fi range of the configured network.	Ensure your CogniToy is within Wi-Fi range, or use the app to add a new network.
We brought our CogniToy to a new location with Wi-Fi and it's not working.	The new network may not be compatible with your Dino.	For a list of requirements to connect and compatible routers visit <a href="http://www.cognitoys.com/support">www.cognitoys.com/support</a> .
The CogniToy is switched on, my child is talking, but the toy is not responding.	Batteries may need to be replaced or the CogniToy is out of the range of your Wi-Fi network.	Follow the instructions in the Getting Started section to replace your batteries or setup a new Wi-Fi network.
The CogniToy does not understand my child's questions.	<p>a. Too much background noise.</p> <p>b. Something is blocking the microphone (located in the Dino's nose).</p> <p>c. Your child is too far from the Dino.</p>	<p>a. Take Dino to a quieter place.</p> <p>b. Make sure nothing is obstructing the Dino's nose.</p> <p>c. Have your child move closer to the Dino.</p>

For more information, please visit: <http://www.cognitoys.com/support>

6

## THE FINE PRINT (FOR GROWN-UPS)

**\*YAWN\***  
The grown-up section.



### BATTERY SAFETY INFORMATION

In exceptional circumstances batteries may leak fluids that can cause a chemical burn injury or ruin your product. To avoid battery leakage:

- Non-rechargeable batteries are not to be recharged.
- Rechargeable batteries are only to be charged under adult supervision.
- Do not mix Alkaline, standard (carbon-zinc), or rechargeable batteries (nickel-cadmium) batteries.
- Do not mix old and new batteries.
- Batteries are to be inserted with the correct polarity.
- Exhausted batteries are to be removed from the product.
- The supply terminals are not to be short-circuited.
- Dispose of batteries safely.
- Do not dispose of this product in a fire.
- The batteries inside may explode or leak.
- Batteries should be removed if the item is not going to be used for 30 days or more to prevent leakage or damage to the unit.

### FCC INFORMATION

This device complies with Part 15 of the FCC Rules. Operation is subject to the following two conditions: (1) This device may not cause harmful interference, and (2) this device must accept any interference received, including interference that may cause undesired operation.

**NOTE:** This equipment has been tested and found to comply with the limits for a Class B digital device, pursuant to Part 15 of the FCC Rules. These limits are designed to provide reasonable protection against harmful interference in a residential installation. The equipment generates, uses, and can radiate radio frequency energy and, if not installed and used in accordance with the instructions, may cause harmful interference to radio communications. However, there is no guarantee that interference will not occur in a particular installation. If this equipment does cause harmful interference to radio or television reception, which can be determined by turning the equipment off and on, the user is encouraged to try to correct the interference by one or more of the following measures:

- Reorient or relocate the receiving antenna.
- Increase the separation between the equipment and receiver.
- Connect the equipment into an outlet on a circuit different from that to which the receiver is connected.
- Consult the dealer or an experienced radio/TV technician for help.

**WARNING:** Changes or modifications to this unit not expressly approved by the party responsible for compliance could void the user's authority to operate the equipment. This class B digital apparatus complies with Canadian ICES-003. Cet appareil numérique de la classe B est conforme à la norme NMB-003 du Canada.

7

### LIMITED LIFETIME WARRANTY

Elemental Path warrants this product to be free from defects in workmanship and materials, under normal use and conditions, for the lifetime of the product. In order for your product to be covered under the warranty, your CogniToy needs to be registered and you must create an account using the CogniToys App. Before contacting customer support to determine if your toy is under warranty, please first make sure your CogniToy is connected to Wi-Fi and try replacing the batteries with fresh ones, as exhausted or defective batteries are the most common cause of problems encountered.

If you feel that your CogniToy is defective, please visit <http://www.cognitoys.com/support> and submit a ticket including proof of purchase and any information related to the defect. A customer service representative will review the information to determine whether your claim is covered. If approved, you will then receive instructions for sending your CogniToy back in order to receive a replacement or refund.

**NOTE:** This warranty is valid only if the product is used for the purpose for which it was designed. The warranty does not cover (i) products which have been damaged by negligence, misuse, or accident, or which have been modified or repaired by unauthorized persons; (ii) units damaged by excessive heat; (iii) units damaged by water or water submersion; (iv) units given to owners of the product other than the original purchaser; (v) units damaged by normal wear and tear.

Product and colors may vary. Remove all packaging before giving to a child. Retain this information for future reference. Conforms to Safety Requirements of ASTM F963. Adult supervision recommended. Dispose of batteries safely. Protect the environment by not disposing of this product with household waste. Check your local authority for recycling advice and facilities. If you actually read through all of this, good for you, you get a (metaphorical) gold star.

IBM Watson is a trademark of International Business Machines Corporation, registered in many jurisdictions worldwide. Apple, the Apple logo, iPhone, iPad, and iPod Touch are trademarks of Apple Inc., registered in the U.S. and other countries. App Store is a service mark of Apple Inc. Apple devices not included. Google Play™ and Android™ are trademarks of Google Inc.

© 2016 Elemental Path, LLC, New York, NY 10001, U.S.A. CogniToys is a registered trademark of Elemental Path, LLC. All rights reserved. Patents Pending. Designed in New York, NY. Made in China.

Questions? Contact: [support@cognitoys.com](mailto:support@cognitoys.com)

FOR THE LATEST NEWS AND UPDATES

Visit [www.cognitoys.com](http://www.cognitoys.com)



8



# Quick Start Guide

FUN, FRIENDLY, SPEECH-BASED LEARNING COMPANION

IBM Watson  
Ecosystem Partner



elemental path™