
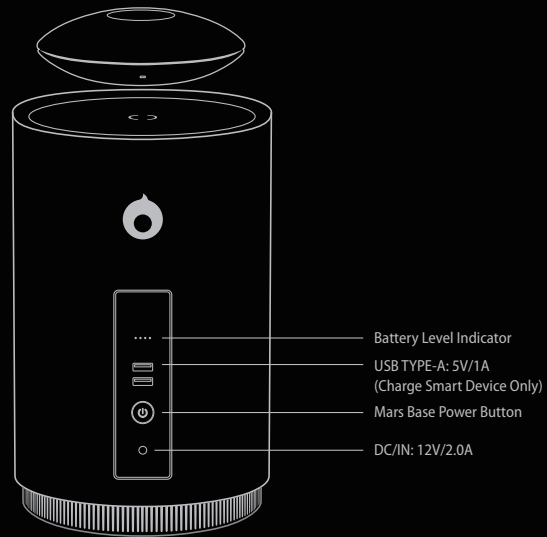
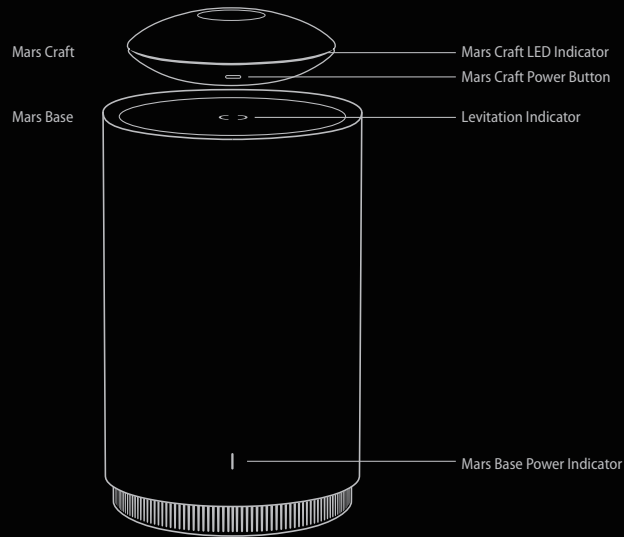


Hello

Mars by crazybaby 

[Quick Start Guide](#)



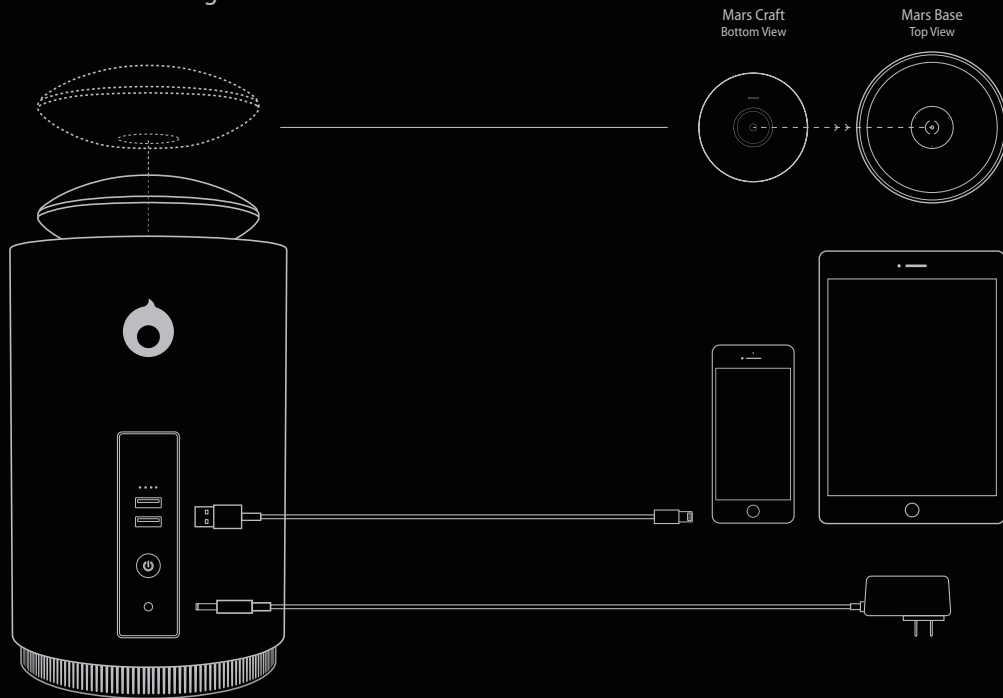


crazybaby.com/support/app



Download crazybaby App for more features

How to Charge



Charge before using Mars for the first time

Mars Craft
Bottom View

Mars Base
Top View

Charge Craft

Manual Charge

Center the Craft on the Pivot of the Base. If the Base power is on with more than 20% battery, or the Base power adaptor is plugged in, the Craft will be charging.

Auto Charge

Levitating Craft will automatically land on the Base when battery is lower than 10% to get charge. When charging, LED indicator of the Craft will display a breathing light.

Charge Smart Device

USB Type-A/ 5V/1A

Charge Base

DC/IN

Craft will land on Base if Base battery is lower than 20%. Base Power Indicator will display a flashing red light when Base battery is lower than 10%.

How to connect a Single Mars



1 Power on Mars Craft.



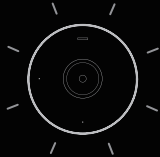
4 Open crazybaby App and follow the instructions to connect your smart device via bluetooth.



2 Press and hold the button for one second. Release when you see a light bar illuminate.



5 LED indicator will rotate around the Mars Craft when connection is complete.



3 LED flashes indicating bluetooth searching is on.



6 Enjoy your music or prepare levitation set up.

How to Pair two Mars for True Stereo



Craft A

Craft B

- 1 Power on Mars Craft A.
Then Power on Mars Craft B.



Craft A

- 4 Press and hold the button of Craft A for about one second. Release when you see a light bar illuminate.



Craft A

Craft B

- 2 Press and hold the button of Craft A. Release when you see three light-bars illuminate.

Press and hold the button of Craft B. Release when you see four light-bars illuminate, and wait for the crafts to pair.



- 5 Open crazybaby App and follow the instructions to connect your smart device via bluetooth.

crazybaby.com/support/app

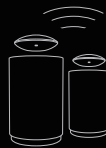
- 6 Audio cue will notice you with successful connection.



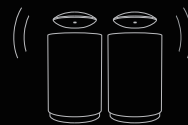
Craft A

Craft B

- 3 LED indicator will rotate around each Crafts when pairing is complete.



Double-up

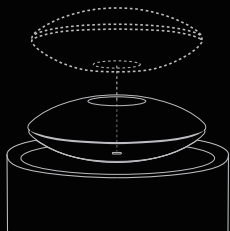


Stereo

- 7 Choose from Double-up/Stereo Audio Mode in crazybaby App.

How to Levitate


Before levitation set up, please make sure your smart device has already connected with Mars Craft via Bluetooth.



- 1 Center the Craft on the Pivot of the Base.



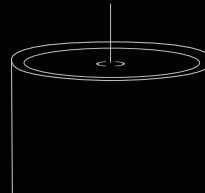
- 2 Power on Mars Base.



- 3 The craft will raise as the levitation indicator on top of the Base flashes slowly.
- 4 Light indicator will turn solid when levitation is complete.
- 5 Enjoy your music.

Levitation Indicator

Levitation Indicator




Slow Flashing: Levitation system is opening.
Solid White: Levitation process has completed.
Quick Flashing: Levitation system is closing.
Light Off: Levitation system is closed.

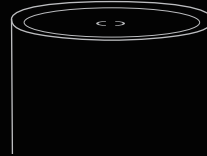


DO NOT place the Craft on the Base, or interfere Craft lifting while the levitation indicator is flashing. Only place Craft when the light is off.

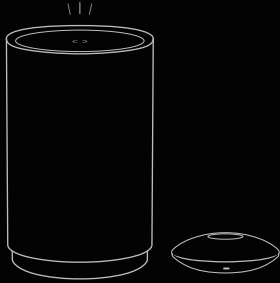
How to Levitate




- 1 If levitation fails do not place the Craft back on the Base immediately.



- 2 The levitation indicator will turn off when it has reset.

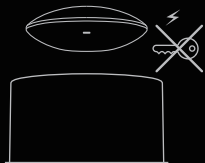


- 3 Put aside Mars craft and wait for the levitation system to reset while the indicator is quickly flashing.

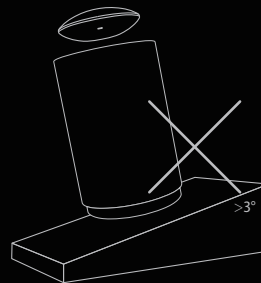


- 4 It is now safe to place Craft back on the Base. Wait for the Craft to levitate again.


Levitation Instruction



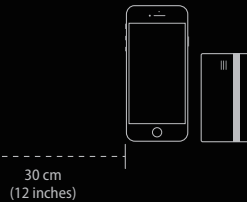
Danger: Do not put any metal between the Craft and the Base. It will affect the levitation and may cause damage.



Set up your Mars by crazybaby levitation speaker system on a stable work surface. Mars Craft will not levitate if the tilt angle is greater than 3°.



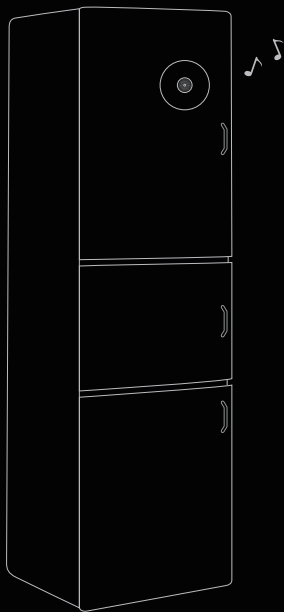
Keep magnetized items (Electronics, credit cards, etc.) at least 12 inches (30cm) from the base to protect them from the magnetic field.



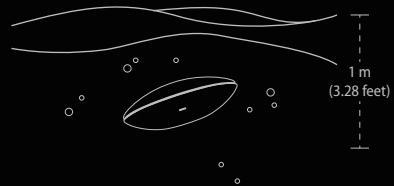
Video Demo

See video demonstration by visiting crazybaby.com/support

Possibly the best portable Bluetooth speaker on earth



Craft can stick on any magnetic metal surface.



IPX7 Waterproof

Mars is waterproof up to one meter.

- Bluetooth music is not available under water.

Features


Mars Craft 1.75" Full-range Speaker	
Mars Base 3.75" Subwoofer	
360° Sound Projection	
Hi-Fi Sound powered by aptX®	
High Sensitivity Microphone powered by ACC	
Auto-Lifting System	
Levitation System	
Mars Craft	> 6 hours
Mars Craft working on Base	> 6 hours
Mars Base	> 6 hours
USB TYPE-A (Charge Smart Device Only)	5V/1A
DC/IN	12V/2.0A



aptX® audio technology delivers CD-like quality audio over a Bluetooth® connection.



Bluetooth® and the Bluetooth® logo are registered trademarks of Bluetooth SIG, Inc. and is used under license.



Crazybaby Inc., 175 South Main, Suite 500, Salt Lake City, UT 84111 USA
© 2015 Crazybaby Inc. All rights reserved. Crazybaby, the Crazybaby logo, and Mars by crazybaby are trademarks of Crazybaby Inc., registered in the U.S. and other countries. 851-00141-05-A