

luma.

USER GUIDE



Table of Contents

ABOUT LUMA	4	SECURITY	18
		Cybersecurity	19
		Security level	20
		Block devices	21
		Types of alerts	22
		Guest network	24
INSTALL LUMA	6	CONTROL	26
Get started	7	User profiles	27
Get the Luma app	8	Voice control	29
Create an account	9	Reboot and identify	30
Customize for your home	10	TECH SPECS	31
Set up Luma system	11	ABOUT THE COMPANY	32
WIFI	14		
Your network	15		
Device prioritization	16		

Meet Luma

THESE INTELLIGENT LITTLE LUMAS WORK TOGETHER to create the perfect WiFi network for your home. And of course, for you. Luma gives you the fastest WiFi everywhere. From the smallest apartment to the biggest of homes, so many things can be affecting your signal strength. Luma automatically sets up a mesh network that's customized to your unique home, and it's smart enough to keep that network running at full speed, full-time. All on its own.

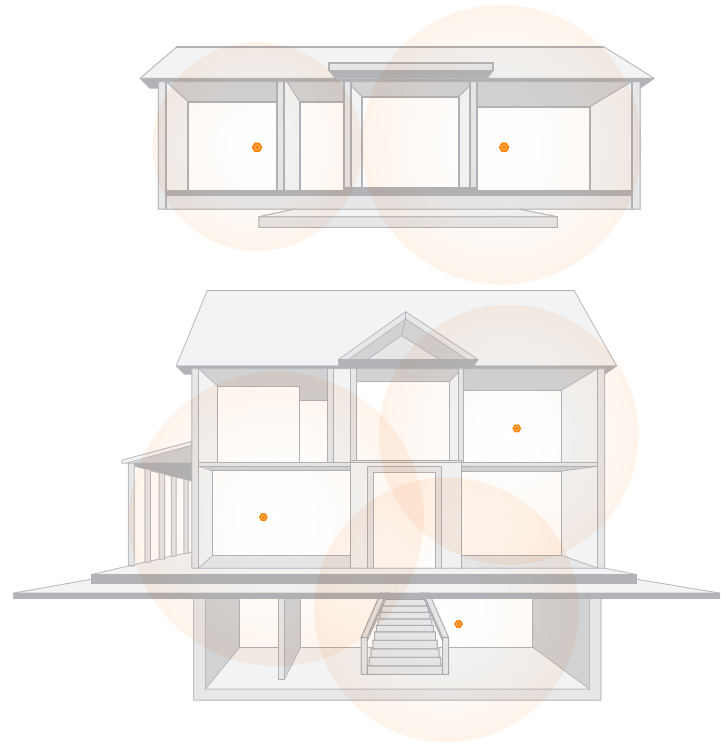


So much more than WiFi

NO MATTER THE SIZE OR SHAPE OF YOUR HOME, these Lumas will go to any length to create a customized network that fills each and every room with fast WiFi.

LUMA SECURES YOUR DEVICES, neutralizes any threats automatically, and keeps you in control of your network.

PAUSE THE INTERNET, set house rules for your network, and even make sure the kids are safe online. All from our app.





writings of
EDGAR ALLAN POE

MUSIC
DOT
REE

pheres Ho

luma.

Get started

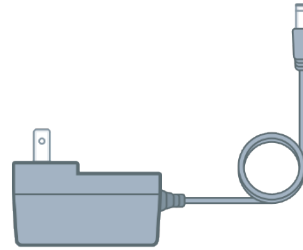
TO GET STARTED you'll need the following items:



■ One Luma



■ Network Adapter



■ Power Adapter



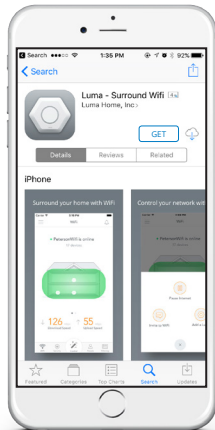
■ Your Modem

Get the Luma app

Once you download the app, it's easy. You'll be guided through each step of setting up a Surround WiFi system that's tailored to you and your home.


ON YOUR IPHONE

1. Go to the App Store.
2. Search and install Luma - Surround WiFi app.



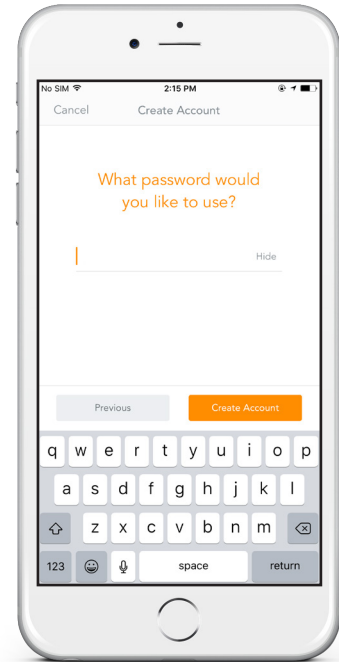
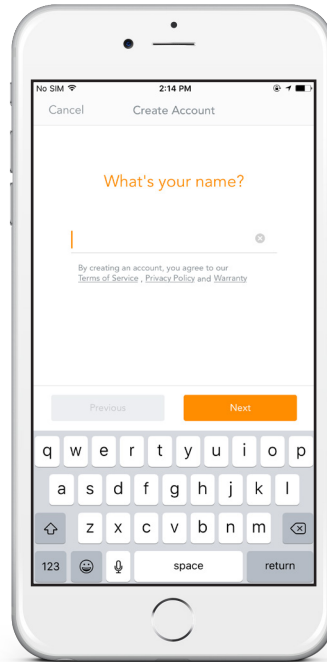
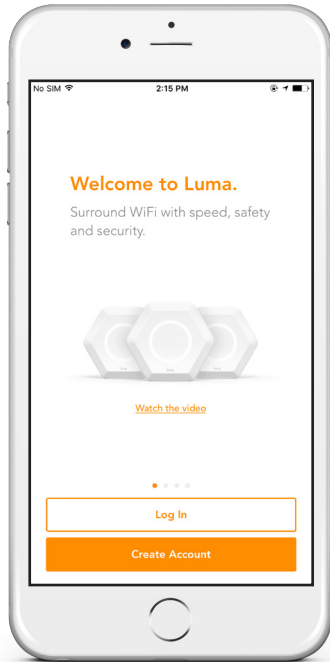
ON YOUR ANDROID

1. Go to the Google Play Store.
2. Search and install Luma.



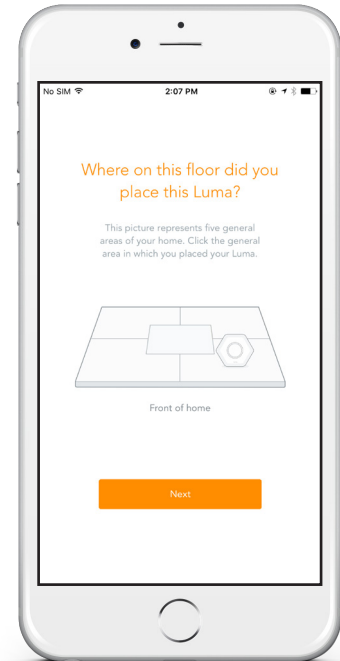
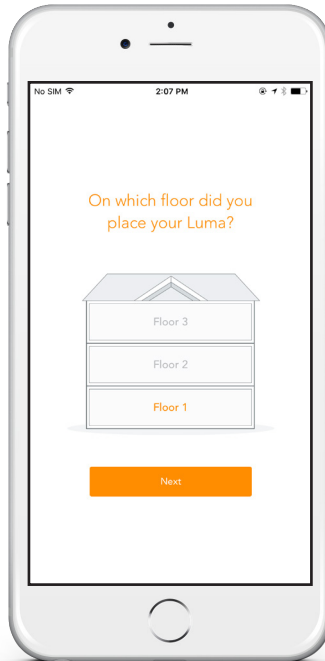
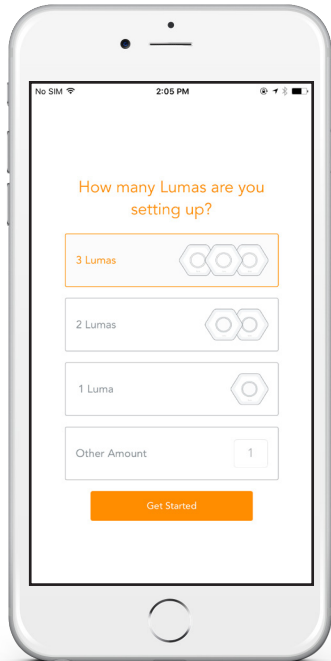
Create an account

WELCOME to the Luma app.



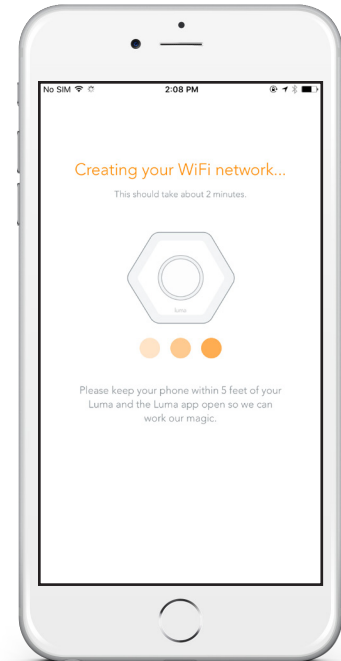
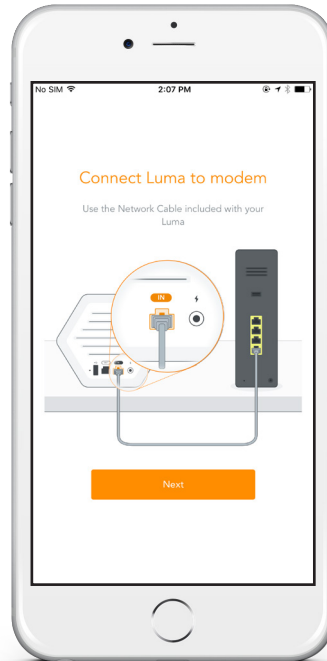
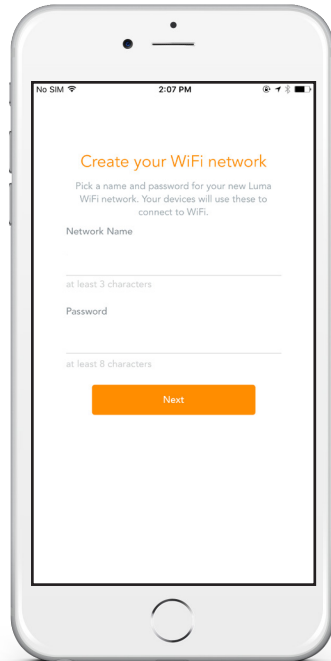
Customize for your home

A **MESH NETWORK** is only as good as the placement of the access points. Only Luma helps you do this.



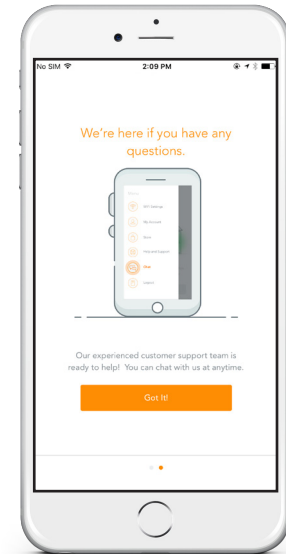
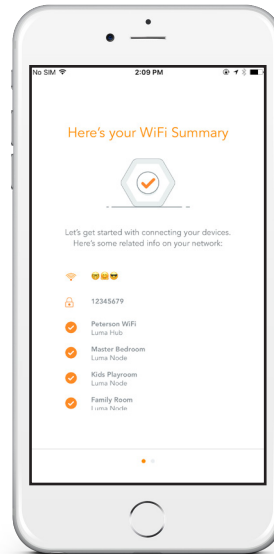
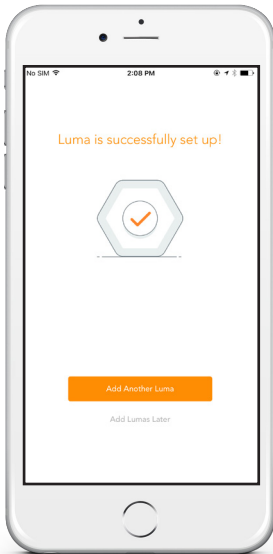
Setting up your Luma system

PICK A NAME FOR YOUR NETWORK, plug Luma into your modem, and connect Luma to power. Then restart your modem.



Completing setup

THE LUMA APP will guide you through the remainder of setup. Your Lumas will blink green when your new WiFi network has been created.





ROTH ALLEGIANCY

Guy Kawasaki Enchantment
THE BOYS IN THE BOAT

PRINCE

Dictionary

modern family

GREAT GOOD FOOD

JULEE ROSSO

ESSENTIALS OF GRILLING

We Interrupt This Broadcast



THE SECRET RHONDA DYER

THE AVIATORS WIFE

THE FINISH THE KILLING OF OSAMA BIN LADEN

TELEGRAPH AVENUE MICHEL GIBRON

WONDERLAND AVENUE DANNY SUGERMAN

LAWA UNBROKEN HILLSBORO

ETHAN CANIN

MICHAEL CHABON SUMMERCAMP

Player Piano Kurt Vonnegut

SCANNETT CROWD/ANN

EMPEROR OF THE AIR

LESS BILKINSKI HOLLYWOOD

WAR

ALO

Down

Hear


HOME IS
WHERE YOUR
WI-FI
CONNECTS
AUTOMATICALLY.



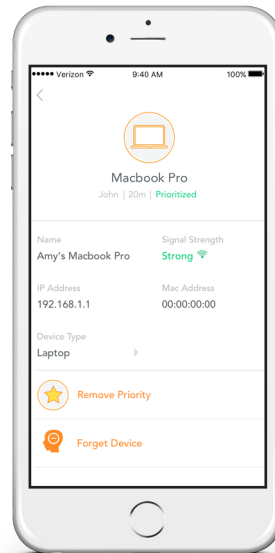
Your home. Your network.

These powerful little Lumas work together to create an outrageously-fast, ultra-secure Surround WiFi network that's customized for your home.

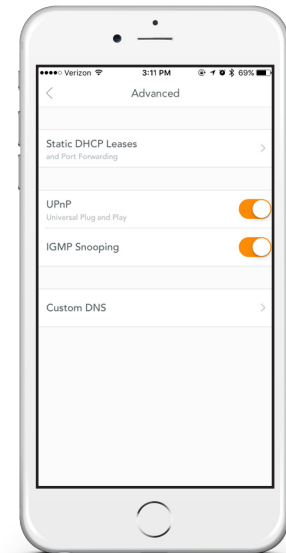
WiFi you'll love



PRIORITIZE devices



ADVANCED network settings

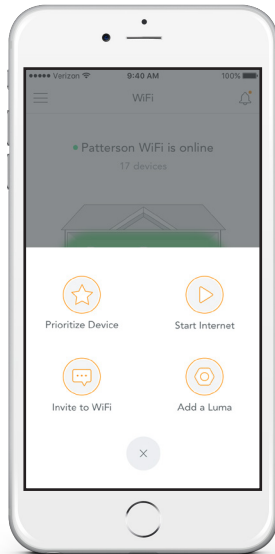


Device prioritization (QoS)

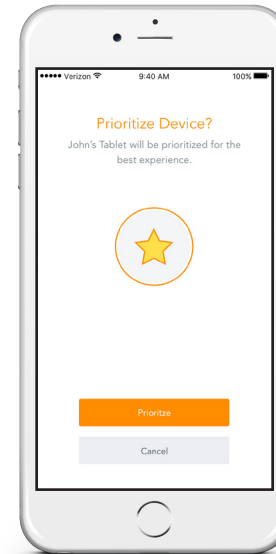
MAXIMUM BANDWIDTH.

Now you are in complete control of which device receives priority preference of the fastest connection on your Luma network.

PRIORITIZE device



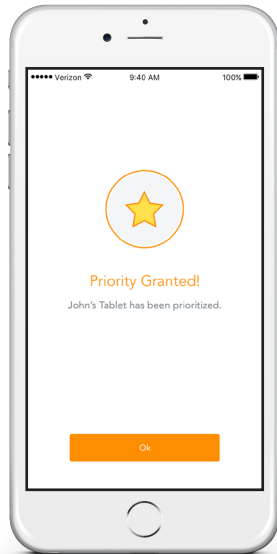
PRIORITIZATION confirmation



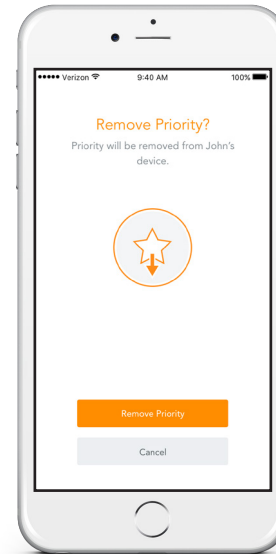
POWER TO PRIORITIZE.

Luma QoS feature gives you the power to prioritize internet traffic for the device of your choosing.

PRIORITY granted



PRIORITY removed



Security

KEEP A CLOSE, PRIVATE NETWORK.

Luma automatically protects every device on your network from all of the cyber threats you'd rather not think about.

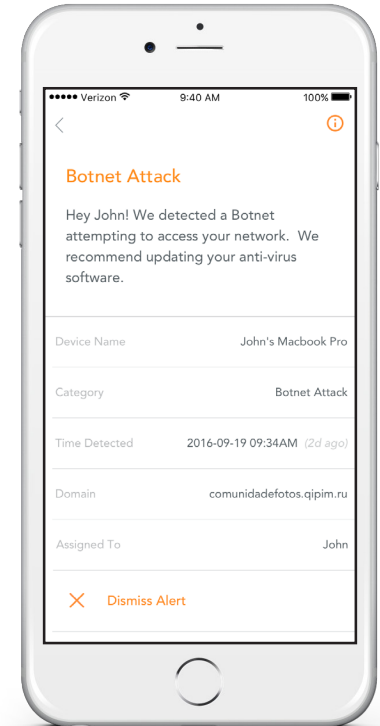
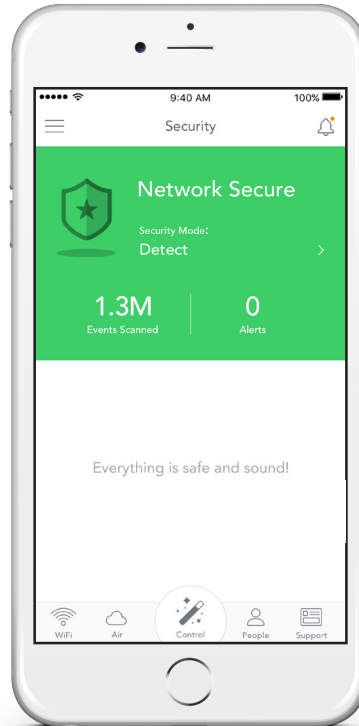
- Cybersecurity
- Security level
- Block devices
- Types of security alerts
- Guest network



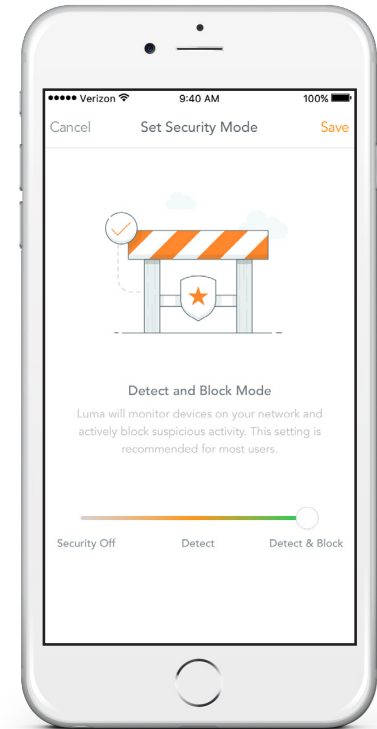
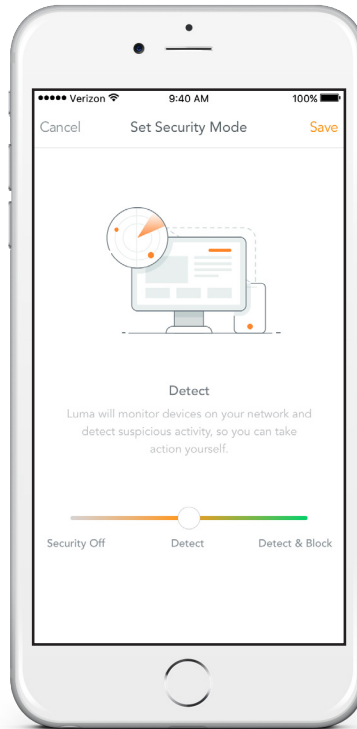
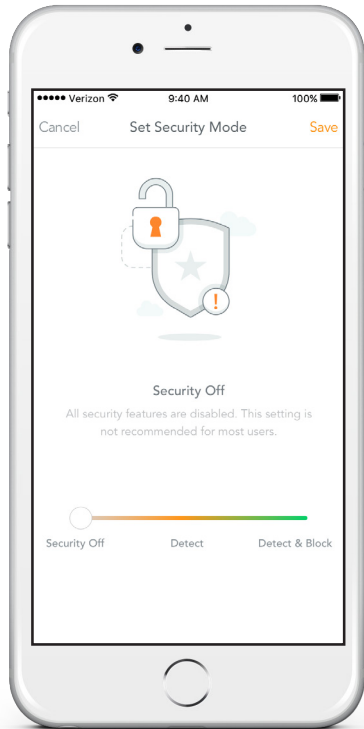
Cybersecurity

KEEP YOUR NETWORK SAFE.

Luma protects your network 24/7 while you think about better things.



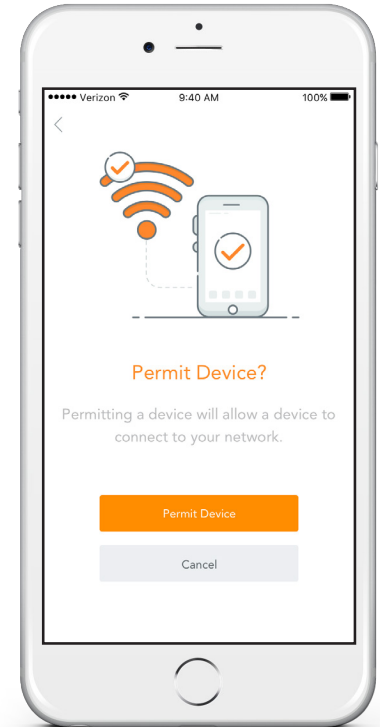
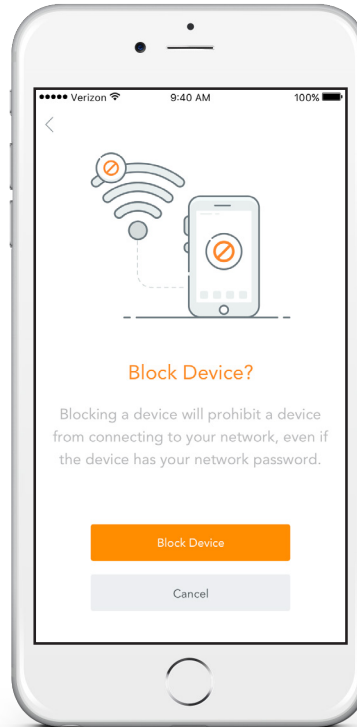
Choose your own security level



Select devices that connect to your network


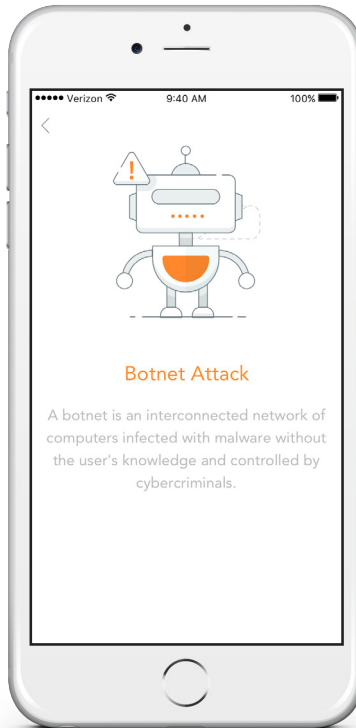
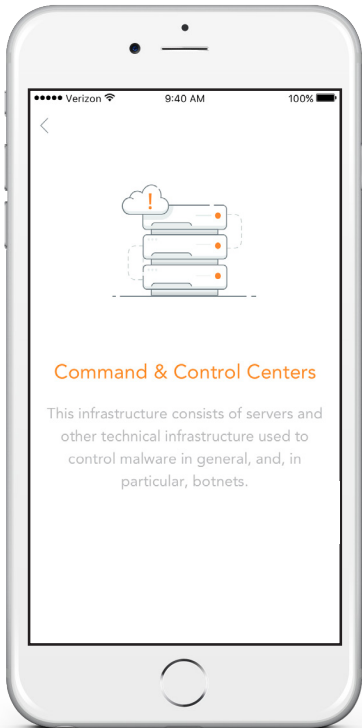
EVEN MORE SECURE.

Luma now allows you to block or permit a device from connecting to your network - regardless of previous connectivity.

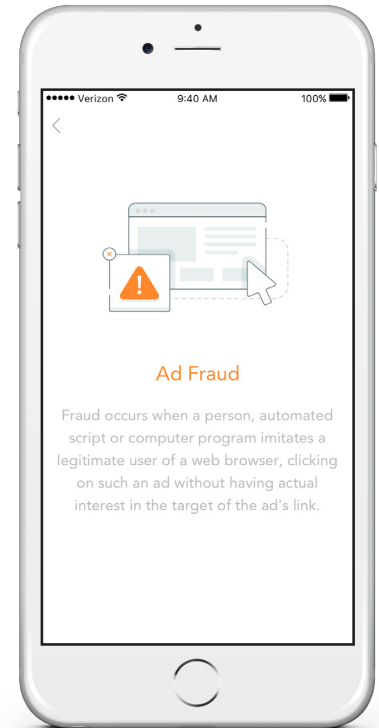
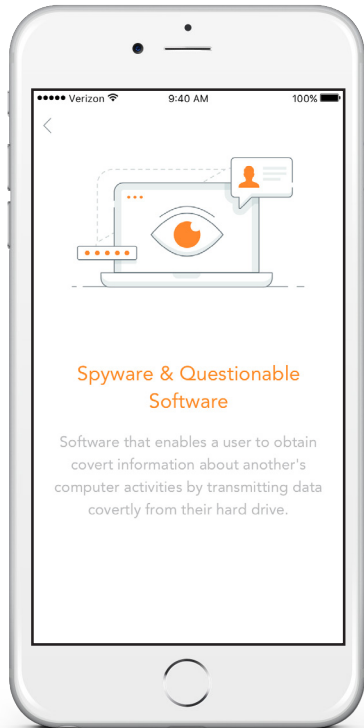


In-depth visibility into alerts

UNDERSTAND the type of security threat to your network and to which device.

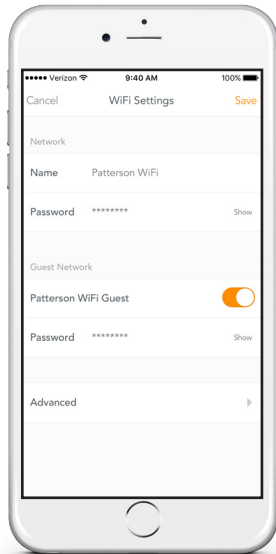


TAKE ACTION to keep your network and secure.

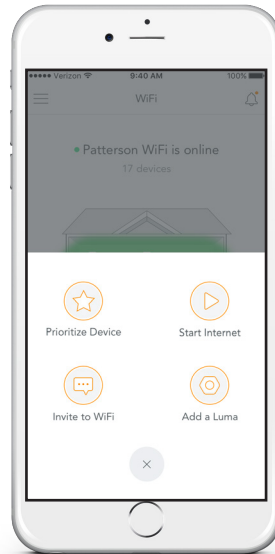


Create a guest network

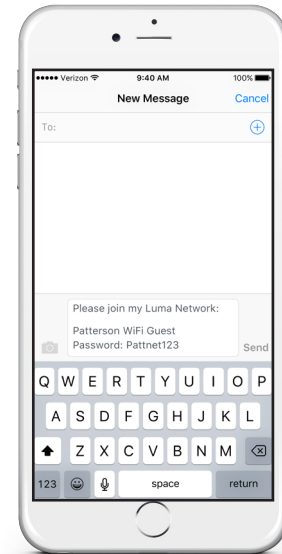
TURN ON guest network



CLICK "Invite to WiFi"



A TEXT MESSAGE is sent to your guest with the network password





Control

Your network, your rules. With a simple tap, you can pause the internet, filter what your kids are looking at online, and even set some house rules for your network.

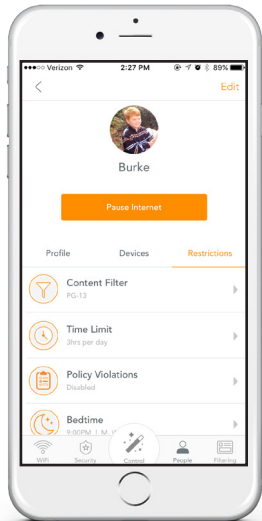
- User Profiles
 - Pause the Internet
 - Daily Time Limits
 - Content Filtering
 - Schedule Bedtime
- Voice Control




Create and customize user profiles

INDIVIDUAL POLICIES can be set to make sure your kids see age appropriate content on the internet and make sure they stay safe.

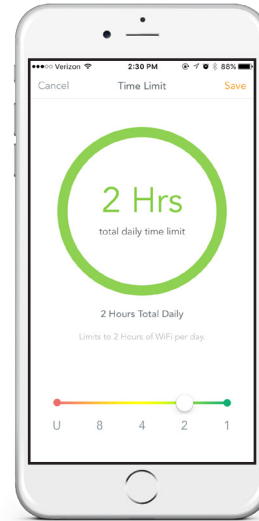
PAUSE a user



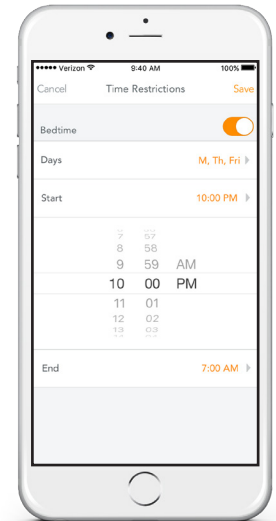
SET age appropriate policies



ASSIGN time limits



SCHEDULE bedtime





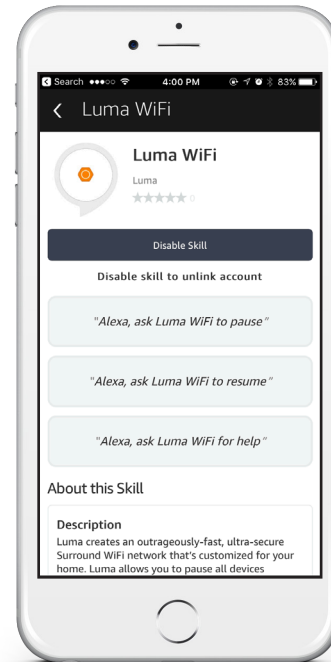
luma.

amazon

Voice Control

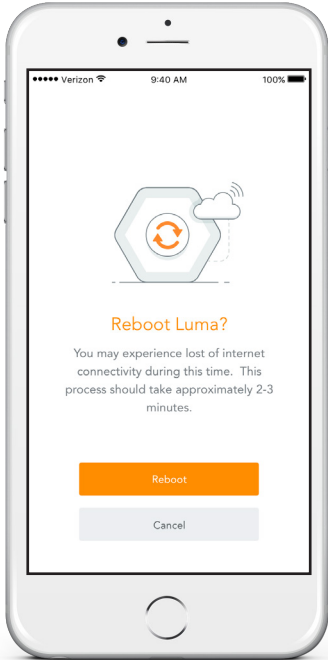
Control your Luma WiFi with Amazon Echo. You can pause, resume, and prioritize your home's WiFi on demand using Alexa and your Luma WiFi.

- **“ALEXA,** tell Luma WiFi to pause my WiFi.”
- **“ALEXA,** tell Luma WiFi to resume my WiFi.”
- **“ALEXA,** tell Luma WiFi to pause Burke's iPad.”
- **“ALEXA,** tell Luma WiFi to prioritize my device.”

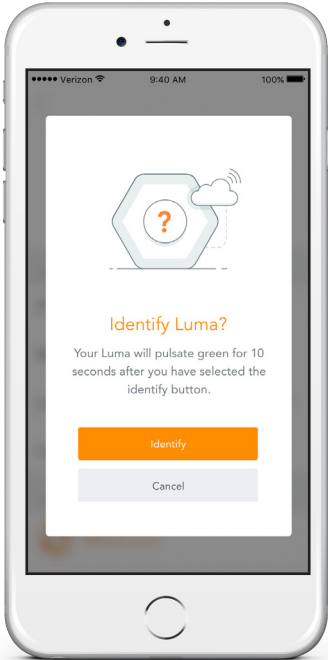


Reboot and identify a Luma

REBOOT a Luma



IDENTIFY a Luma



Tech specs

WIRELESS

IEEE 802.11 a/b/g/n/ac

Simultaneous dual-band 2.4GHz and 5GHz

Bluetooth 4.0 with low energy bluetooth

Surround WiFi enabled

PORTS

Two Gigabit ethernet ports of WAN and LAN

USB 2 port

SYSTEM

Quad-core processor

LED tri-color light ring

COMPATIBILITY

NAT, DHCP, VPN Passthrough

ENCRYPTION

WiFi Protected Access (WPA/WPA2)

IN THE BOX

Luma

Power adapter

Ethernet cable

Quick start guide

Founders

LUMA WAS CREATED by Dr. Paul Judge and Mike Van Bruinisse. Paul and Mike have worked together for 15 years solving complex networking and security problems for the largest companies in the world.

With the rise of the connected home, people are using more devices than ever. Home WiFi networks now need to be able to keep every one of them running and fully secure. Mike, Paul, and the team decided to use their expertise to create the perfect, personalized WiFi network for everyone.

On that day, Luma was born. Since then, the mission has been the same: to create the fastest, simplest, most secure, and most reliable home network that's equipped for the technology of today, and tomorrow.



DR. PAUL JUDGE

Co-founder & CEO

Pindrop, Barracuda



MIKE VAN BRUINISSE

Co-founder & President

Barracuda, CipherTrust

Investors

ACCEL[®]
PARTNERS

amazon

ANDREESSEN
HOROWITZ

 **Felicis Ventures**

G/

Press details

If you would like to review Luma for an upcoming publication, please contact us at: media@lumahome.com.

Get in touch

If you need technical assistance or have any questions, our support specialists are available to help.

7 days a week, 9am - 10pm EST

800.684.LUMA

experience@lumahome.com



luma.

