

# SIGMA

LENS CATALOGUE



# SIGMA GLOBAL VISION



## NEW CONCEPT, NEW LINE.

### SIGMA presents a new way of looking at lenses

When you're taking photos, your lens is critical to capturing the desired image. Changing your lens changes the photos you take. By selecting and changing the lens to suit the purpose and the situation, the photographer creates a personal camera system that serves his or her specific needs. This is the system we know as the SLR camera, and its performance depends on lens selection. Over the decades, Sigma has contributed to the art of photography by developing some of the world's finest lenses. Now, with our new lens lineup, you can transform not just your photographs but yourself as a photographer.

We've grouped our new lens models into three product lines: Contemporary, Art, and Sports. Each line has been assigned a clearly defined concept. From now on, all our products will be developed and presented in terms of how they embody these three concepts. Since digital SLR cameras are becoming increasingly multifunctional and diverse, we want to help photographers get the most out of their DSLR cameras and enjoy photography even more. Sigma may be a small company, but we're determined to effect some big changes. And this is just the beginning.

### Contemporary, Art, Sports: three lines, perfect order

Having taken our lenses to a new level of performance, Sigma has adopted a simple product identification strategy that makes it easy for users to identify the kind of lens for which they are looking. Building on this idea, we've reorganized all our lenses into three product lines, each characterized by its own clearly defined concept. From now on, every new lens we develop will be assigned to one of these product lines. Now finding the right lens is easier than ever.

#### **C** Contemporary

Featuring the very latest technology and combining optical performance with compactness, our high-performance Contemporary line covers a wide range of needs.

- Standard zoom lenses
- Telephoto zoom lenses
- High-magnification zoom lenses
- More

#### **A** Art

Designed with a focus on sophisticated optical performance and abundant expressive power, our Art line delivers high-level artistic expression.

- Large-aperture prime lenses
- Wide-angle lenses
- Ultra-wide-angle lenses
- Macro lenses
- Fisheye lenses
- More

#### **S** Sports

Featuring sophisticated optical performance and expressiveness, our Sports line lenses deliver high action-capture performance, enabling photographers to get exactly the shots they want.

- Telephoto lenses
- Telephoto zoom lenses
- Super telephoto lenses
- Super telephoto zoom lenses
- More

# ESSENTIALS

## You'll find our philosophy and craftsmanship in every product

Our new lineup fully expresses our approach to lenses and photography itself. All of our lenses belong to one of three lines—Contemporary, Art, or Sports—all of which share our development philosophy and advanced manufacturing system. High performance, high quality, and high end in every respect, these lenses give people who love photography lasting value and consistent, exciting results. The secret is our passion for craftsmanship that we put into every production process and every product.

### QUALITY

**Inspecting each and every lens with our proprietary Foveon-based A1 MTF measuring system, we deliver premium quality**

There are three requirements for outstanding lenses: fine design, precise manufacturing and inspection that ensures compliance with all specifications. Sigma lenses are born of outstanding design concepts and excellent manufacturing technology. But they're not complete until they undergo our uncompromising lens performance evaluation. We've developed our own A1 proprietary MTF (Modulation Transfer Function) measuring system using 46-megapixel Foveon direct image sensors. Even previously undetectable high-frequency details are now within the scope of our quality control inspections. We check each and every lens in our new lines before we ship it. Thanks to our ultra-high-resolution sensors, you enjoy ultra-high-performance.



### CRAFTSMANSHIP

**"Made in Japan" craftsmanship is what makes our lenses high-performance, high-quality, and high-end**

Apart from a handful of processes, we manufacture our lenses in house. We grind lenses, mold plastic parts, painting, mount substrates, perform assembly, and even manufacture screws, many other parts, and molds. With this integrated system, we produce all of our interchangeable lenses, cameras, and strobes at our Aizu factory. In fact, we are now one of the very few manufacturers whose products are solely made in Japan. We like to think our products are somehow imbued with the essence of our homeland, blessed as it is with great natural beauty and focused, hard-working people. We pride ourselves on the authentic quality of Sigma products, which are born of a marriage between highly attuned expertise and intelligent, advanced technology. Our sophisticated products have satisfied professionals and lovers of photography all over the world, since our manufacturing is based on genuine craftsmanship, underpinned by the passion and pride of our experts.



### VALUE

**This proprietary SIGMA service lets you use your cherished SIGMA lenses for many years to come**

We at Sigma understand that, to a photographer, a lens is not only a key device for photographic expression but also a valuable asset. We'd like our customers to be able to use the lens systems they have carefully put together for as long as possible. Leveraging our expertise in manufacturing lenses with our own integrated production system, we are proud to present our new Mount Conversion Service. In this fee-based service, we will convert the mounts of your Sigma lenses to another mount system, allowing you to use your prized lenses with the camera system of your choice.



### CUSTOMIZATION

**Our new SIGMA USB DOCK accessory and exclusive software let you personalize the specification of your new SIGMA lenses**

With our new lines of interchangeable lenses, the SIGMA USB DOCK accessory and exclusive SIGMA Optimization Pro software let photographers update lens firmware and customize focus position and other parameters. Simply connect the lens to a computer with the SIGMA USB DOCK and use the simple on-screen controls to create personal lens specifications. It is possible to select the autofocus speed and adjust the focus limiter and Optical Stabilizer (OS) function.



### RESPONSIBILITY

**In our manufacturing activities, we aim for sustainable growth and the highest standard of corporate social responsibility (CSR)**

The history of our Aizu factory, our sole production base, is also the history of Sigma itself. From the moment we first conceived the idea of setting up a factory in Aizu, we have aimed to grow and develop as a member of the local community. We believe that when a company sets up a business base, it has an economic and cultural responsibility to the local community from that time onward. The global market may be the principal focus of our business, but our attention to responsibility begins at home.



# ABOUT OUR LENS

## One SIGMA—Three product lines

We reorganize all of our interchangeable lenses into three product lines. Each line has its own clearly defined concept, and we develop each lens to exemplify the concept of one of the lines.

### C Contemporary

Incorporating the very latest technology in these lenses, Sigma has solved the difficult problem of keeping size and weight low without compromising on advanced optical performance or utility. High-performance, versatile, compact and superbly portable, the lenses in our Contemporary line can handle landscape shots on your travels, casual snapshots, family pictures, and all sorts of other photo opportunities.



### A Art

With unsurpassed expressive performance, these lenses meet the highest standards demanded by photographers. Developed with the maximum emphasis on artistic touch, our Art line lenses are designed to meet the expectations of users who value a creative, dramatic outcome above compactness and multifunction. Along with landscapes, portraits, still-life, close-up and casual snaps, they're perfect for the kind of photography that unleashes the inner artist. Ideal for studio photography, they offer just as much expressive scope when capturing architecture, starry skies, underwater shots and many other scenes.



### S Sports

With their high-level optical performance and expressive power, these lenses can capture fast-moving subjects, even at distance. This high-performance line also offers a variety of functions to aid the photographer in challenging conditions and scenarios. Besides sports photography, the lenses are also perfect for nature shots featuring birds, wild animals and other creatures, and for capture of aircraft, trains, race cars and more. Our Sports line lenses also offer a wide range of customization functions: exclusive software allows many settings to be customized.



## Lens categories for all major standards

For our three new lines, Sigma develops lenses optimized for 35mm full-frame, APS-C, and mirrorless interchangeable lens cameras.

### SIGMA DC LENSES<sup>1,2</sup>

**High-performance lenses for cameras with APS-C sensors**

These lenses are designed especially for cameras with APS-C sensors. The smaller image size makes possible a compact, lightweight format that offers outstanding flexibility and maneuverability.

### SIGMA DG LENSES

**High-performance lenses for cameras with full-frame sensors**

Designed to deliver the ultimate in performance on cameras with full-frame sensors, these lenses also bring out the best from APS-C sensor cameras.

### SIGMA DN LENSES<sup>2</sup>

**High-performance lenses for mirrorless interchangeable lens cameras**

These lenses are designed for exceptional performance on mirrorless interchangeable lens cameras with a short flange back distance.

Note 1: DC lenses have an image circle that covers APS-C size image sensors. Not for use on digital cameras having image sensors larger than APS-C size or on 35mm or APS film cameras, as vignetting will occur.  
Note 2: To find the 35mm camera-equivalent focal length, multiply the DC lens focal length by the crop factor (digital multiplier) of 1.5, 1.6, or 1.7, depending on the brand of DSLR camera on which the lens will be used. To find which DC lens is equivalent to a full-frame lens, divide the focal length of the full frame lens by the same crop factor.





**C Contemporary**

**DC LENSES**

High-performance lenses for cameras with APS-C sensors

**17-70mm F2.8-4 DC MACRO OS HSM / DC MACRO HSM**

| ASP | FLD/SLD | OS\* | HSM | IF |

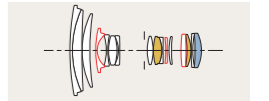


Hood (LH780-03) included

**High-performance and compact—large-aperture APS-C format standard zoom lens**

Covering the standard zoom range, this lens has a focal range equivalent to 25.5-105mm on a 35mm lens. Thanks to Sigma's latest technologies, it's exceptionally lightweight and 30% more compact by volume than previous lenses of its type. Its low F-number equips photographers to shoot subjects at extremely close range, making this the perfect lens for travel, family photos, artistic compositions, and many other uses. A complement to uncompromising optical performance, functionality, quality, and elegance, the compact size of the lens makes it ideal for everyday use.

\*Optical Stabilizer (OS) functionality not available for Sony and Pentax mounts.



- Lens construction: 14 groups, 16 elements
- Minimum focusing distance: 22cm (8.7in.)
- Magnification: 1:2.8
- Filter size: ø 72mm
- Mounts: 17-70mm F2.8-4 DC MACRO OS HSM for Sigma, Nikon, Canon 17-70mm F2.8-4 DC MACRO HSM for Sony, Pentax

**18-200mm F3.5-6.3 DC MACRO OS HSM / DC MACRO HSM**

| ASP | SLD | OS\* | HSM | IF |

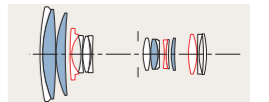


Hood (LH676-01) included

**Definitive all-in-one ultra-compact superzoom lens**

Aiming to create the ideal everyday lens, we designed this lens to be as compact as possible. Using double aspheric lens elements and making the motor even more compact, we have created a lens 4.6mm smaller in diameter and 11% lower in total volume than its predecessor. In fact, this lens is as compact and lightweight as a typical kit lens. You can easily change the angle of view to enjoy wide-angle, telephoto, and macro capabilities. In addition, the OS (Optical Stabilizer) function makes this lens a highly convenient choice for handheld close-ups, interior shots, and nighttime scenes.

\*Optical Stabilizer (OS) functionality not available for Sony and Pentax mounts.



- Lens construction: 13 groups, 16 elements
- Minimum focusing distance: 39cm (15.4in.)
- Magnification: 1:3
- Filter size: ø 62mm
- Mounts: 18-200mm F3.5-6.3 DC MACRO OS HSM for Sigma, Nikon, Canon 18-200mm F3.5-6.3 DC MACRO HSM for Sony, Pentax

**18-300mm F3.5-6.3 DC MACRO OS HSM / DC MACRO HSM**

| ASP | FLD/SLD | OS | HSM | IF |

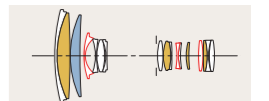


Hood (LH780-07) included

**16.6x high-zoom ratio lens featuring four FLD elements for outstanding optical performance**

This lens features four FLD ("F" Low Dispersion) glass elements, which offer performance equal to that of fluorite, and one SLD (Special Low Dispersion) glass element. Optimized power distribution minimizes transverse chromatic aberration, which is particularly noticeable in the telephoto range. This lens offers outstanding image quality from the center of the image to the edges. Even while offering high-zoom ratio functionality, this lens features an ideal harmony specification, performance, and compactness. From wide angle to telephoto to macro, it delivers outstanding image quality throughout the zoom range. Using a close-up lens (sold separately) makes possible macro photography with a maximum magnification ratio of 1:2.

\*Optical Stabilizer (OS) functionality not available for Sony and Pentax mounts.



- Lens construction: 13 groups, 17 elements
- Minimum focusing distance: 39cm (15.4in.)
- Magnification: 1:3
- Filter size: ø 72mm
- Mounts: 18-300mm F3.5-6.3 DC MACRO OS HSM for Sigma, Nikon, Canon 18-300mm F3.5-6.3 DC MACRO HSM for Sony, Pentax

**C Contemporary**

**DG LENS**

High-performance lens for DSLRs with full-frame sensors

**150-600mm F5-6.3 DG OS HSM**

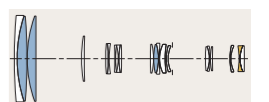
| FLD/SLD | OS | HSM | IF | CONV |



Case, hood (LH1050-01), shoulder strap, tripod socket (TS-71), and protective cover (PT-11) included

**Sports line tech helps deliver Contemporary line style—high-performance super telephoto zoom lens**

This lens retains insofar as possible the basic characteristics of the Sports line lens of equivalent specification. Yet it is also designed to be extremely compact and lightweight, making it easy to carry and comfortable to use in handheld photography for hours at a time. With optical performance a main priority, this lens features one FLD ("F" Low Dispersion) glass element, which offers performance equal to that of fluorite, and three SLD (Special Low Dispersion) glass elements, while optimized power distribution minimizes transverse chromatic aberration. Since super telephoto zoom lenses are often carried in the field, the lens is dust- and splash-proof, and the tripod mount is detachable. These and other features contribute to the exceptional usability of this lens.



- Lens construction: 14 groups, 20 elements
- Minimum focusing distance: 280cm (110.2in.)
- Magnification: 1:4.9
- Filter size: ø 95mm
- Mounts: Sigma, Nikon, Canon

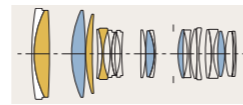
50-100mm F1.8 DC HSM

Case and hood (LH880-02) included

**SIGMA's second APS-C format zoom lens offering F1.8 throughout the zoom range**

While offering even greater brightness than a F2.8 telephoto zoom, this lens covers the focal lengths of three prime lenses in one package: 85mm F1.8, 105mm F1.8, and 135 mm F1.8 (35mm equivalent). A true game-changer, this lens is ideal for portraits with subtle bokeh effects and more, and it sets a new standard for zoom lens image quality. By including one or more low-dispersion element in every element group, this lens ensures outstanding image quality throughout the zoom and focal range. Thanks to SIGMA's inner focus and inner zoom technologies, adjusting the focus and zoom rings does not change the length of the lens, and turning the zoom ring is not prone to cause focus shift.

| ASP | FLD | SLD | HSM | IF |



- Lens construction: 15 groups, 21 elements
- Minimum focusing distance: 95cm (37.4in.)
- Magnification: 1:6.7
- Filter size: ø 82mm
- Mounts: Sigma, Nikon, Canon



18-35mm F1.8 DC HSM

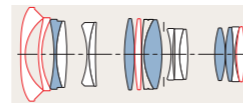
Case and hood (LH780-06) included

**F1.8 brightness throughout the zoom range—large-aperture standard zoom lens for APS-C format cameras**

SIGMA 18-35mm F1.8 DC HSM is the first zoom lens ever to achieve a maximum aperture of F1.8 throughout the zoom range.\* It is a wide-aperture, standard zoom-lens for digital single lens reflex cameras with APS-C size sensors. The lens has a focal range equivalent to 27-52.5mm in a 35mm format, and it can cover the angles of view of multiple fixed-focal length lenses. This wide-aperture, standard zoom lens enables the photographer to expand creative possibilities on any occasion.

\*Among interchangeable lenses for DSLR cameras as of April, 2013

| ASP | SLD | HSM | IF |



- Lens construction: 12 groups, 17 elements
- Minimum focusing distance: 28cm (11.0in.)
- Magnification: 1:4.3
- Filter size: ø 72mm
- Mounts: Sigma, Sony, Nikon, Pentax, Canon



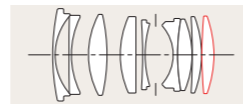
30mm F1.4 DC HSM

Case and hood (LH686-01) included

**Ideal for artistic shots—large-aperture standard lens with F1.4 brightness**

This large-aperture standard lens with an angle of view equivalent to 45mm on a 35mm camera is a superb go-to for artistic photography on an APS-C format DSLR camera. Offering a bright F1.4 aperture and an angle of view extremely close to that of human vision, this lens is ideal for many different types of photographic expression. Featuring an advanced design and the latest manufacturing technologies, this lens delivers highest-level image quality worthy of the Art line. The photographer can leverage the shallow depth of field for a beautiful bokeh effect in snapshots, portraits, landscapes, and many other types of photography.

| ASP | HSM | RF |



- Lens construction: 8 groups, 9 elements
- Minimum focusing distance: 30cm (11.8in.)
- Magnification: 1:6.8
- Filter size: ø 62mm
- Mounts: Sigma, Sony, Nikon, Pentax, Canon



20mm F1.4 DG HSM

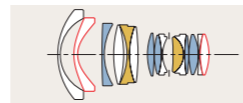
Case and cover lens cap (LC907-01) included

**The world's first\* F1.4 ultra-wide-angle lens for full-frame DSLRs**

With a focal length of 20mm and F1.4 aperture, this lens delivers outstanding large-aperture brightness and bokeh, delivering unprecedented visual experiences. Allowing the photographer to leverage the perspective provided by the wide angle and the shallow depth of field provided by the large aperture, this lens is ideal not only for such subjects as landscapes and starry skies, but also for snapshots in low light, indoor photography, portraits with a natural bokeh effect, and much more.

\*Among interchangeable lenses for digital cameras with 35mm full-frame image sensors (SIGMA research as of October 2015).

| ASP | FLD/SLD | HSM | IF |



- Lens construction: 11 groups, 15 elements
- Minimum focusing distance: 27.6cm (10.9in.)
- Magnification: 1:7.1
- Mounts: Sigma, Nikon, Canon



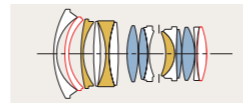
24mm F1.4 DG HSM

Case and hood (LH830-03) included

**From our Art line—F1.4 large-diameter wide-angle lens with best-in-class optical performance**

This lens is the culmination of our experience designing wide-angle lenses, our design know-how nurtured through crafting the lenses in our Art line, and all of our manufacturing expertise. The result is high-resolution, outstanding image quality from the center of the image to the edges. While delivering high resolution of the part of the subject that is in focus, this lens also offers an attractive bokeh effect. Even at wide-open aperture, the image quality is extremely fine without streaking. FLD and SLD glass elements minimize transverse chromatic aberration, which can be most noticeable at the edges of an image. Optimized lens power distribution helps minimize axial chromatic aberration as well. Combined, these features deliver exceptionally sharp, high-contrast image quality without color bleeding throughout the entire image.

| ASP | FLD/SLD | HSM | IF |



- Lens construction: 11 groups, 15 elements
- Minimum focusing distance: 25cm (9.8in.)
- Magnification: 1:5.3
- Filter size: ø 77mm
- Mounts: Sigma, Nikon, Canon



\*The angle of view depends on camera model. \*Illustrations of lens configurations are color-coded as follows: ○Aspherical lens, ●SLD glass, ●ELD glass, ●FLD glass.

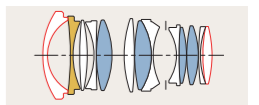
35mm F1.4 DG HSM

Case and hood (LH730-03) included

**Our Art line flagship—large-aperture wide-angle lens with F1.4 brightness**

With unsurpassed expressive performance, this large-aperture lens offers a bright F-number of F1.4 in wide-angle photography and beautiful bokeh effects. Coma of point light sources is minimized, making this lens an excellent choice for photographing illumination. The aspheric lens at the front of the lens series helps minimize both distortion and vignetting. The viewfinder image is bright from the center to the edges, and the rounded diaphragm produces an attractive round bokeh effect at large-aperture settings.

| ASP | FLD/SLD | HSM | IF |



- Lens construction: 11 groups, 13 elements
- Minimum focusing distance: 30cm (11.8in.)
- Magnification: 1:5.2
- Filter size: ø 67mm
- Mounts: Sigma, Sony, Nikon, Pentax, Canon



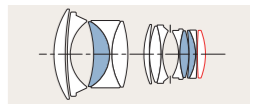
50mm F1.4 DG HSM

Case and hood (LH830-02) included

**Incredible resolution, ideal for the high-megapixel era. Introducing the new benchmark large-aperture standard lens.**

Thanks to its exceptional performance, 35mm F1.4 DG HSM has become one of our representative lenses. Now the 50mm F1.4 DG HSM joins the lineup, also fulfilling our design concept and quality requirements at the highest level. While producing a beautiful bokeh effect, it features exceptional peripheral brightness and minimal distortion. Uncompromising in every detail, this large-aperture standard lens offers the ultimate in image quality. Its high resolution makes it perfect for the high-megapixel era. Resolution is extremely crisp at the area in focus, while both front and rear bokeh are silky-smooth. Offering the ultra-high performance that characterizes our Art line, this lens inherits the design principles of the flagship Sigma 35mm F1.4 DG HSM, further empowering photographic imaginations.

| ASP | SLD | HSM | IF |



- Lens construction: 8 groups, 13 elements
- Minimum focusing distance: 40cm (15.7in.)
- Magnification: 1:5.6
- Filter size: ø 77mm
- Mounts: Sigma, Sony, Nikon, Canon



24-35mm F2 DG HSM

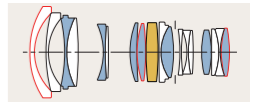
Case and hood (LH876-03) included

**Incredible performance overturns the conventional perception of a zoom lens.**

A zoom lens that offers the same brightness and resolution as a fixed focal length lens. Realizing this concept of outstanding optical performance is SIGMA's new zoom lens for 35mm full-frame sensors. It allows photographers to carry one lens to do the work of three fixed focal length lenses, a 24mm, 28mm and 35mm – with F2 brightness and top optical performance. One package delivers flexible functionality and convenience. This is a new zoom lens that offers the quality of a fixed focal length lens at various angles of view.

\*Original SIGMA technology that counteracts camera shake

| ASP | FLD/SLD | HSM | IF |



- Lens construction: 13 groups, 18 elements
- Minimum focusing distance: 28cm (11.0in.)
- Magnification: 1:4.4
- Filter size: ø 82mm
- Mounts: Sigma, Nikon, Canon



24-105mm F4 DG OS HSM / DG HSM

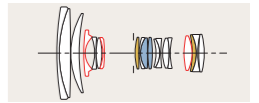
Case and hood (LH876-02) included

**From wide-angle to medium telephoto—new standard zoom lens combining high image quality with convenience**

When shooting nature or travel scenes, photographers need a high zoom ratio combined with excellent handling to capture all the subjects they encounter. This new standard zoom lens covers the most commonly used zoom range, from wide-angle to medium telephoto, combining high and stable image quality with outstanding convenience. It also takes usability to the next level, offering F4 brightness throughout the zoom range, OS (Optical Stabilizer) functionality, and an HSM (hypersonic motor). Thanks to its convenient handling, this is an ideal lens for many types of photography such as snapshots, portraits, and landscapes.

\*Optical Stabilizer (OS) functionality not available for Sony mounts.

| ASP | FLD/SLD | OS\* | HSM | IF |



- Lens construction: 14 groups, 19 elements
- Minimum focusing distance: 45cm (17.7in.)
- Magnification: 1:4.6
- Filter size: ø 82mm
- Mounts: 24-105mm F4 DG OS HSM for Sigma, Nikon, Canon; 24-105mm F4 DG HSM for Sony



\*The angle of view depends on camera model. \*Illustrations of lens configurations are color-coded as follows: ○Aspherical lens, ●SLD glass, ●ELD glass, ●FLD glass.

120-300mm F2.8 DG OS HSM

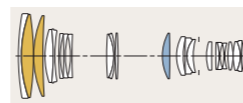
| FLD/SLD | OS | HSM | IF | CONV |



Case, hood (LH1220-01), shoulder strap, and tripod socket (TS-51) included

Extending the range of photographic expression—high-performance large-aperture telephoto zoom lens

This lens combines the highest levels of optical performance and photographic expression with equally fine functionality and usability. It embodies the concept of the Sports line, which features outstanding action-capture performance. Fully customizable, it allows photographers to create their own specification. It is an ideal choice for photographing sports events, animals and natural environments, airplanes, motorsports, and even portraits. It greatly empowers photographic expression, allowing photographers to capture those crucial shots.



- Lens construction: 18 groups, 23 elements
- Minimum focusing distance: 150-250cm (59.1-98.4in.)
- Magnification: 1:8.1 (at 200mm)
- Filter size: ø 105mm
- Mounts: Sigma, Nikon, Canon

150-600mm F5-6.3 DG OS HSM

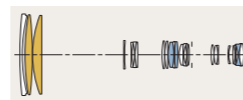
| FLD/SLD | OS | HSM | RF | CONV |



Case, hood (LH1164-01), and shoulder strap included

Professional-use super telephoto zoom lens with the outstanding performance and quality worthy of our Sports line

This lens features incredible 600mm super telephoto capability, outstanding optical performance with minimized transverse chromatic aberration for clear image edges, and build quality that makes you proud to own and photograph with it. Super telephoto zoom lenses are often used in tough photographic environments and conditions. For this reason, Sigma concentrated in this lens all functions necessary to offer the highest level of optical and action-capture performance and meet even the most difficult requirements. Even while offering exceptional maneuverability and durability, this lens delivers breathtaking image quality. This combination of qualities makes this high-performance super telephoto zoom truly worthy of our Sports line.



- Lens construction: 18 groups, 24 elements
- Minimum focusing distance: 260cm (102.4in.)
- Magnification: 1:5
- Filter size: ø 105mm
- Mounts: Sigma, Nikon, Canon

\*The angle of view depends on camera model. \*Illustrations of lens configurations are color-coded as follows: ○Aspherical lens, ●SLD glass, ●ELD glass, ●FLD glass.

30mm F1.4 DC DN

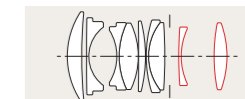
| ASP | IF |



Hood (LH586-01) included

Combining outstanding optical performance and compact design Introducing a new F1.4 standard lens for mirrorless cameras

This large-diameter standard lens gives owners of mirrorless cameras the opportunity to experience the fun of shooting with a true large-diameter lens—with F1.4 brightness as another key benefit. Photographers will enjoy the beautiful bokeh effect that only a large-diameter lens can offer, as well as the exceptionally sharp optical performance expected from a fine prime lens. Leveraging SIGMA's latest technologies and design insights, this new lens fulfills the concept of the Contemporary line, in which varied elements come together in optimal balance. Designed especially for light, compact camera bodies with a short flange back distance, this lens combines a highly compact design with easy operation and outstanding image quality.



- Lens construction: 7 groups, 9 elements
- Minimum focusing distance: 30cm (11.8in.)
- Magnification: 1:7
- Filter size: ø 52mm
- Mounts: Micro Four Thirds System, Sony E-mount

19mm F2.8 DN

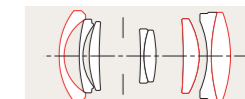
| ASP | IF |



Case and hood (LH520-03) included

High-performance wide-angle lens for mirrorless cameras

This high-performance standard lens offers an angle of view equivalent to 38mm on the Micro Four Thirds system and 28.5mm on the E-mount system (35mm equivalent focal length). A wide-angle lens with excellent mobility, it is ideal for casual snapshots as well as indoor photography that leverages its wide angle of view.



- Lens construction: 6 groups, 8 elements
- Minimum focusing distance: 20cm (7.8in.)
- Magnification: 1:7.4
- Filter size: ø 46mm
- Mounts: Micro Four Thirds System, Sony E-mount

30mm F2.8 DN

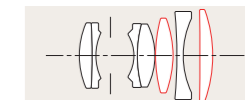
| ASP | IF |



Case and hood (LH520-03) included

High-performance standard lens for mirrorless cameras

This high-performance standard lens offers an angle of view of equivalent to 60mm on the Micro Four Thirds system and 45mm on the E-mount system (35mm equivalent focal length). Designed with a focus on power distribution, this lens delivers exceptional image quality. With excellent mobility, it is ideal for both casual snapshots and portraits.



- Lens construction: 5 groups, 7 elements
- Minimum focusing distance: 30cm (11.8in.)
- Magnification: 1:8.1
- Filter size: ø 46mm
- Mounts: Micro Four Thirds System, Sony E-mount

60mm F2.8 DN

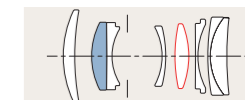
| ASP | SLD | IF |



Case and hood (LH520-03) included

High-performance mid-range telephoto lens for mirrorless cameras

This high-performance mid-range telephoto lens offers an angle of view of equivalent to 120mm on the Micro Four Thirds system and 90mm on the E-mount system (35mm equivalent focal length). Offering a feeling of natural perspective, a shallow depth of field, and beautiful bokeh effects, this lens allows the photographer to single out and capture a particular part of a subject. It brilliantly realizes the photographer's intentions to create highly artistic shots.



- Lens construction: 6 groups, 8 elements
- Minimum focusing distance: 50cm (19.7in.)
- Magnification: 1:7.2
- Filter size: ø 46mm
- Mounts: Micro Four Thirds System, Sony E-mount

\*The angle of view depends on camera model. \*Illustrations of lens configurations are color-coded as follows: ○Aspherical lens, ●SLD glass, ●ELD glass, ●FLD glass.

## WIDE ZOOM DC LENSES

High-performance wide-angle zoom lenses for cameras with APS-C sensors

The wide angle of view and short focal length of these lenses make it possible to compress distance and emphasize perspective in striking and dynamic ways.



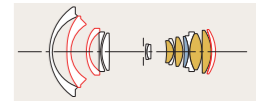
### 8-16mm F4.5-5.6 DC HSM

| ASP | FLD/SLD | HSM | IF |

Case and front cap adapter (CA475-72) included

#### World's first of its type—ultra-wide-angle zoom lens with 8mm minimum focal length

This is the world's first ultra-wide-angle zoom lens with a minimum focal length of 8mm designed especially for DSLR cameras with APS-C image sensors. Its ultra-wide angle of 121.2° can create dramatic effects with exaggerated perspective. Four FLD glass elements and three aspherical lenses assure superb image quality, while the Super Multi-Layer Coating minimizes flare and ghosting. The HSM provides fast and quiet autofocus with full-time manual capability.



- Lens construction: 11 groups, 15 elements
- Minimum focusing distance: 24cm (9.4in.)
- Magnification: 1:7.8
- Mounts: Sigma, Sony, Nikon, Pentax, Canon



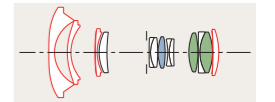
### 10-20mm F3.5 EX DC HSM

| EX | ASP | ELD/SLD | HSM | IF |

Case and hood (LH873-01) included

#### Ultra-wide-angle zoom lens for digital cameras with bright fixed F-number

With a fixed maximum aperture of F3.5 throughout the entire zoom range, this ultra-wide-angle zoom lens lets you shoot in low light and create beautiful bokeh effects to isolate your subject. The maximum 109.7° angle of view makes possible bold use of perspective in expressive shots. ELD (Extraordinary Low Dispersion) and SLD (Special Low Dispersion) glass and aspherical lens elements help minimize optical aberrations and make possible a highly compact lens. Sigma's Super Multi-Layer Coating minimizes flare and ghosting, while the HSM ensures fast and quiet autofocus.



- Lens construction: 10 groups, 13 elements
- Minimum focusing distance: 24cm (9.4in.)
- Magnification: 1:6.6
- Filter size: ø 82mm
- Mounts: Sigma, Sony, Nikon, Pentax, Canon

## WIDE DC LENSES

High-performance wide-angle lenses for cameras with APS-C sensors



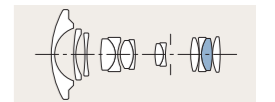
### 4.5mm F2.8 EX DC CIRCULAR FISHEYE HSM

| EX | SLD | HSM | IF |

Case and front cap adapter (CA486-72) included

#### World's first of its type—circular fisheye lens for APS-C format DSLR cameras

This lens creates a circular image that can capture entire landscapes or serve as input for remapping to immersive panoramas. With its equisolid angle projection, the lens also has scientific applications. The maximum aperture of F2.8 permits relatively short exposures when the photographer is shooting celestial objects or auroras. The minimum focusing distance is 13.5cm, and the maximum magnification is 1:6. SLD glass provides powerful correction of aberration, while the Super Multi-Layer Coating minimizes flare and ghosting. The HSM provides fast and quiet autofocus with full-time manual capability.



- Lens construction: 9 groups, 13 elements
- Minimum focusing distance: 13.5cm (5.3in.)
- Magnification: 1:6
- Filter type: Gelatin
- Mounts: Sigma, Nikon, Canon



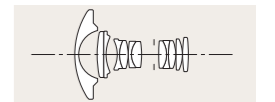
### 10mm F2.8 EX DC FISHEYE HSM

| EX | HSM |

Case and front cap adapter (CA477-67) included

#### Ideal for close shots—fisheye lens for APS-C format DSLR cameras

This fisheye lens produces a diagonal angle of view of 180°\* for striking images with exaggerated perspective and distortion. The minimum focusing distance of 13.5cm/5.3in. and maximum magnification of 1:3.3 allow subjects to be as close as 1.8cm/0.7in. from the lens's front element. The integral hood and Super Multi-Layer Coating minimize flare and ghosting and create superior image quality.



- Lens construction: 7 groups, 12 elements
- Minimum focusing distance: 13.5cm (5.3in.)
- Magnification: 1:3.3
- Filter type: Gelatin
- Mounts: Sigma, Nikon, Canon

\*The angle of view depends on camera model. \*\*Illustrations of lens configurations are color-coded as follows: ○ Aspherical lens, ● SLD glass, ● ELD glass, ● FLD glass.

## WIDE ZOOM DG LENS

High-performance wide-angle zoom lenses for cameras with full-frame sensors



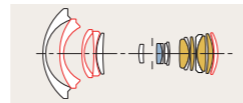
### 12-24mm F4.5-5.6 II DG HSM

| ASP | FLD/SLD | HSM | IF |

Case and front cap adapter (CA512-82) included

#### Ultra-wide-angle zoom lens for 35mm full-frame DSLR cameras

This ultra-wide-angle zoom lens incorporates the latest optical design technology to provide superior performance. FLD ("F" Low Dispersion) glass elements, which offer performance equal to that of fluorite, and SLD (Special Low Dispersion) glass elements provide excellent correction of chromatic aberration. Aspherical lenses contribute to the lens's advanced performance and compact construction. The Super Multi-Layer Coating reduces flare and ghosting. High image quality is assured throughout the entire zoom range. The HSM ensures quiet and high-speed autofocus, and the lens offers full-time manual focus capability as well. This lens has superior peripheral brightness and provides sharp and high-contrast images even at maximum aperture.



- Lens construction: 13 groups, 17 elements
- Minimum focusing distance: 28cm (11.0in.)
- Magnification: 1:6.4
- Mounts: Sigma, Sony, Nikon, Canon

## WIDE DG LENSES

High-performance wide-angle lenses for cameras with full-frame sensors



### 8mm F3.5 EX DG CIRCULAR FISHEYE

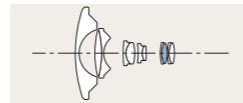
| EX | SLD |

Case and front cap adapter (CA483-72) included

#### Large F3.5 aperture and close-up capability—circular fisheye lens for DSLR cameras

This circular fisheye lens produces circular images\* with a 180° angle of view. With the exaggerated perspective of its wide angle of view, this lens has great potential for creative expression. The lens also benefits from a F3.5 maximum aperture and autofocus. The minimum focusing distance is 13.5cm, and maximum magnification is 1:4.6. For outstanding image quality, Sigma's Super Multi-Layer Coating minimizes flare and ghosting, while SLD glass corrects chromatic aberration.

\*A full-circle image can only be captured with full-frame (36 x 24mm sensor) DSLR and 35mm film SLR cameras.



- Lens construction: 6 groups, 11 elements
- Minimum focusing distance: 13.5cm (5.3in.)
- Magnification: 1:4.6
- Filter type: Gelatin
- Mounts: Sigma, Nikon, Canon



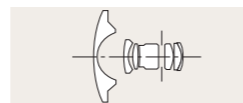
### 15mm F2.8 EX DG DIAGONAL FISHEYE

| EX |

Case and front cap adapter (CA475-72) included

#### Diagonal fisheye autofocus lens for DSLR cameras

This fisheye lens with a 180° angle of view across the diagonal offers distorted images and a minimum focusing distance of 15cm for creative photography. A photo with extreme perspective can be taken by shooting a subject in the foreground against a background wider than the range of human vision.



- Lens construction: 6 groups, 7 elements
- Minimum focusing distance: 15cm (5.9in.)
- Magnification: 1:3.8
- Filter type: Gelatin
- Mounts: Sigma, Nikon, Canon

\*Illustrations of lens configurations are color-coded as follows: ○ Aspherical lens, ● SLD glass, ● ELD glass, ● FLD glass.



## STANDARD ZOOM DC LENSES

High-performance standard zoom lenses for cameras with APS-C sensors

A zoom lens gives you flexible control over angle of view and apparent perspective. With a standard zoom lens—a single lens lets you shoot large group portraits, architecture, landscapes, and more.



### 17-50mm F2.8 EX DC OS HSM / EX DC HSM

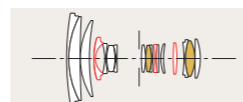
| EX | ASP | FLD | OS\* | HSM | IF |

Case and Hood (LH825-03) included

#### Minimum focal length of 17mm—large-aperture standard zoom lens for DSLR cameras

This large-aperture standard zoom lens covers a wide-angle focal length of 17mm. Ideal for travel and other situations where you want mobility, this lens has a compact body and is only 91.8mm long. Two FLD glass elements and three aspherical lens elements correct aberrations, while the Super Multi-Layer Coating minimizes flare and ghosting. Plentiful peripheral brightness assures sharp, high-contrast images all the way to the maximum aperture. The HSM provides fast and quiet autofocus.

\*Optical Stabilizer (OS) functionality not available for Sony and Pentax mounts.



- Lens construction: 13 groups, 17 elements
- Minimum focusing distance: 28cm (11.0in.)
- Magnification: 1:5
- Filter size:  $\phi$  77mm
- Mounts: 17-50mm F2.8 EX DC OS HSM for Sigma, Nikon, Canon  
17-50mm F2.8 EX DC HSM for Sony, Pentax

### 18-250mm F3.5-6.3 DC MACRO OS HSM / DC MACRO HSM

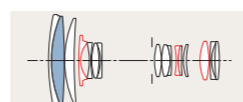
| ASP | SLD | OS\* | HSM | IF |

Hood (LH680-04) included

#### High-performance and compact—high-zoom ratio lens for DSLR cameras

One single all-purpose lens for digital cameras does it all, offering exceptional wide-angle, telephoto, and macro functionality. Featuring revolutionary optical and structural designs, this lens offers a compact size, a minimum focusing distance of 35cm, and a maximum magnification ratio of 1:2.9. SLD (Special Low Dispersion) glass elements effectively correct chromatic aberration. Thanks to precision-molded glass aspherical lens elements and control via a newly designed cam, this lens offers minimal optical aberrations and outstanding image quality throughout the zoom range. The barrel features a new TSC (Thermally Stable Composite) material. Ideal for keeping equipment to a minimum during travel, this lens is a versatile ally in a wide range of uses and situations.

\*Optical Stabilizer (OS) functionality not available for Sony and Pentax mounts.



- Lens construction: 13 groups, 16 elements
- Minimum focusing distance: 35cm (13.8in.)
- Magnification: 1:2.9
- Filter size:  $\phi$  62mm
- Mounts: 18-250mm F3.5-6.3 DC MACRO OS HSM for Sigma, Nikon, Canon  
18-250mm F3.5-6.3 DC MACRO HSM for Pentax, Sony

## STANDARD ZOOM DG LENS

High-performance standard zoom lenses for cameras with full-frame sensors



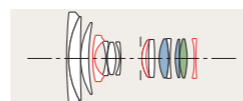
### 24-70mm F2.8 IF EX DG HSM

| EX | ASP | ELD/SLD | HSM | IF |

Case and hood (LH876-01) included

#### Fully equipped with HSM—large-aperture standard zoom lens for full-frame SLR cameras

With a total length of only 94.7mm, this compact lens is ideal for a wide range of genres such as portrait and landscape photography. The F2.8 maximum aperture is maintained throughout the entire zoom range, which covers frequently used focal lengths down to a wide angle of 24mm. ELD and SLD glass together with aspherical lens elements correct aberrations to assure imaging excellence at all focal lengths. The rounded 9-blade circular diaphragm creates beautiful bokeh effects at larger aperture settings, while the HSM provides fast and quiet autofocus with full-time manual capability.



- Lens construction: 12 groups, 14 elements
- Minimum focusing distance: 38cm (15.0in.)
- Magnification: 1:5.3
- Filter size:  $\phi$  82mm
- Mounts: Sigma, Sony, Nikon, Canon

\*The angle of view depends on camera model. \*Illustrations of lens configurations are color-coded as follows: ○ Aspherical lens, ● SLD glass, ● ELD glass, ● FLD glass.



17-50mm F2.8 EX DG OS HSM FOCAL LENGTH 23mm ISO200 1/320秒 F8.0 ©RYUICHI OSHIMOTO



## TELEPHOTO ZOOM DG LENSES

High-performance telephoto zoom lenses for cameras with full-frame sensors

Bridge distances and create dramatic ambience with a telephoto zoom lens. Indispensable for wildlife and sports photography.



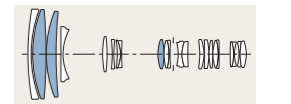
### APO 50-500mm F4.5-6.3 DG OS HSM

| SLD | OS | HSM | RF | CONV |

Case, hood (LH1030-01), shoulder strap, stepdown ring, hood adapter (HA1030-01), and tripod socket (TS-31) included

#### Covering 50-500mm—10x telephoto zoom lens

This 10x telephoto zoom lens covers the range of 50mm (standard) to 500mm (telephoto) and incorporates SIGMA's Optical Stabilizer (OS). One lens allows photographers to handle everything from snapshots and macro photography to photographing aircraft and motorsports—all without a tripod. SLD glass corrects chromatic aberration to assure pristine image rendition throughout the entire zoom range. The HSM provides fast and quiet autofocus with full-time manual capability.



- Lens construction: 16 groups, 22 elements
- Minimum focusing distance: 50-180cm (19.7-70.9in.)
- Magnification: 1:3.1
- Filter size:  $\phi$  95mm
- Mounts: Sigma, Sony, Nikon, Pentax, Canon



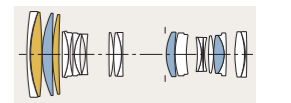
### APO 70-200mm F2.8 EX DG OS HSM

| EX | FLD/SLD | OS | HSM | IF | CONV |

Case, hood (LH850-02), hood adapter (HA850-01), and tripod socket (TS-21) included

#### Fully equipped with OS—large-aperture telephoto zoom lens for full-frame SLR cameras

This large-aperture telephoto zoom lens has an open-aperture value of F2.8 throughout the entire zoom range. Two FLD glass elements, offering performance on par with fluorite glass, and three SLD glass elements effectively correct chromatic aberration to assure excellent image quality all the way to full aperture. The Super Multi-Layer Coating minimizes flare and ghosting, and the HSM provides fast and quiet autofocus with full-time manual capability.



- Lens construction: 17 groups, 22 elements
- Minimum focusing distance: 140cm (55.1in.)
- Magnification: 1:8
- Filter size:  $\phi$  77mm
- Mounts: Sigma, Sony, Nikon, Canon



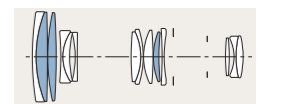
### APO 70-300mm F4-5.6 DG MACRO

| SLD |

Case and hood (LH635-01) included

#### Tele-macro functionality, digital compatibility—telephoto zoom for full-frame SLR cameras

This high-performance telephoto zoom lens offers macro functionality with a maximum magnification of 1:2 at the 300mm focal length. For macro convenience without having to change lenses, the minimum focusing distance can be switched from 150mm to 95mm, and zooming is possible between 200mm and 300mm to adjust framing. SLD corrects chromatic aberration to deliver high image quality throughout the entire zoom range.



- Lens construction: 10 groups, 14 elements
- Minimum focusing distance: 150\*(95)cm / 59.1\*(37.4)in.
- Magnification: 1:4.1 \*(1:2)
- Filter size:  $\phi$  58mm
- Mounts: Sigma, Sony, Nikon, Pentax, Canon



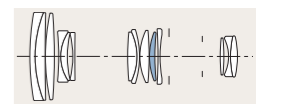
### 70-300mm F4-5.6 DG MACRO

| SLD |

Hood (LH635-01) included

#### Excellent cost performance—telephoto zoom lens for full-frame SLR cameras

With a maximum magnification of 1:2 at the maximum focal length of 300mm, this telephoto zoom lens provides high-performance macro capability at a reasonable price. For macro photography, the minimum focusing distance can be switched to allow closer shots, and zooming is possible between 200mm and 300mm to adjust framing. The lens is highly suited to many other applications as well, such as portraiture from a distance and dynamic sports action. SLD glass corrects chromatic aberration, and Sigma's Super Multi-Layer Coating minimizes flare and ghosting to assure outstanding image rendition.



- Lens construction: 10 groups, 14 elements
- Minimum focusing distance: 150\*(95)cm / 59.1\*(37.4)in.
- Magnification: 1:4.1 \*(1:2)
- Filter size:  $\phi$  58mm
- Mounts: Sigma, Sony, Nikon, Pentax, Canon



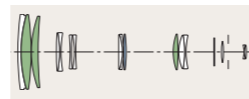
**APO 200-500mm F2.8 / 400-1000mm F5.6 EX DG**

| EX | ELD/SLD | IF |

Exclusive hard case, exclusive strap, 400-1000mm F5.6 attachment, battery charger (BC-21), and battery pack (BP-21) included

**F2.8 at 500mm and F5.6 at 1000mm—large-aperture ultra-telephoto zoom lens.**

This is the first ultra-telephoto lens with an F2.8 aperture at 500mm. An exclusive attachment transforms the lens into a 400-1,000mm F5.6 ultra-telephoto with autofocus capability. This opens up fresh possibilities of photographic expression for sports, action, nature photography, astrophotography, and even portraits. ELD and SLD glass effectively correct aberrations to assure superb image rendition even at full aperture. A revolving filter ring enables the use of a circular polarizing filter to cut glare and intensify color saturation.



- Lens construction: 13 groups, 17 elements
- Minimum focusing distance: 200-500cm (78.7-196.9in.)
- Magnification: 1:7.7
- Filter size: 72mm (rear)
- Mounts: Sigma, Nikon, Canon

**APO 300-800mm F5.6 EX DG HSM**

| EX | ELD | HSM | IF | CONV |

Case, hood (LH1571-02), shoulder strap, and circular PL filter included (lens is equipped with fixed tripod socket)

**Telephoto up to 800mm—ultra-telephoto lens for full-frame SLR cameras**

This lens covers the ultra-telephoto range up to 800mm, bringing distant subjects right in front of the camera. Ideal for capturing sports action on the other side of the playing field or the face of a climber scaling a peak. The angle of view can be seamlessly changed from 8.2° to 3.1°, taking considerable footwork out of picture composition. The HSM provides fast and quiet autofocus with full-time manual capability.



- Lens construction: 16 groups, 18 elements
- Minimum focusing distance: 600cm (236.2in.)
- Magnification: 1:6.9
- Filter size: ø 46mm (rear)
- Mounts: Sigma, Nikon, Canon



\*Illustrations of lens configurations are color-coded as follows: ○Aspherical lens, ●SLD glass, ●ELD glass, ●FLD glass.

Long focal lengths compress distance and bring faraway subjects up close. A telephoto lens is a powerful tool for adding atmospheric allure and stunning impact to your work.

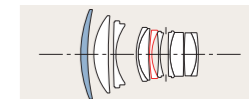
**85mm F1.4 EX DG HSM**

| EX | ASP | SLD | HSM | RF |

Case, hood (LH850-03), and hood adapter (HA850-02) included

**Offering natural perspective—large-aperture medium telephoto lens for full-frame SLR cameras**

This large-aperture medium telephoto lens ensures nearly natural perspective. Its F1.4 maximum aperture is ideal for available-light photography, helping shoot landscapes, sunsets, and portraits. One SLD glass element and one precision-molded glass aspherical lens correct aberrations to ensure pristine image rendition at all focusing distances. The Super Multi-Layer Coating reduces flare and ghosting to maintain sharpness and contrast throughout the entire range of focusing distances. The HSM provides fast and quiet autofocus with full-time manual capability, and the rounded 9-blade diaphragm creates an attractive bokeh effect even at wide-open aperture.



- Lens construction: 8 groups, 11 elements
- Minimum focusing distance: 85cm (33.5in.)
- Magnification: 1:8.6
- Filter size: 77mm
- Mounts: Sigma, Sony, Nikon, Pentax, Canon



**APO 300mm F2.8 EX DG HSM**

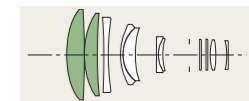
| EX | ELD | HSM\* | IF | CONV |

Case, hood (LH1196-01), circular PL filter, and tripod socket (TS-21) included

**Maximum aperture of F2.8 and digital compatibility—large-aperture telephoto lens**

A high-performance telephoto lens with an established reputation, this lens can handle sports action, portraits, and many other applications. ELD glass maximizes correction of chromatic aberration to assure sharp, high-contrast images. Sigma's Super Multi-Layer Coating minimizes flare and ghosting, and the HSM models provide fast and quiet autofocus with full-time manual capability. A rotatable drop-in filter holder in the rear part of the lens accepts the included circular polarizing filter.

\*Pentax and Sony mounts (non-HSM version)



- Lens construction: 9 groups, 11 elements
- Minimum focusing distance: 250cm (98.4in.)
- Magnification: 1:7.5
- Filter size: ø 46mm (rear)
- Mounts: Sigma, Nikon, Canon



**APO 500mm F4.5 EX DG HSM**

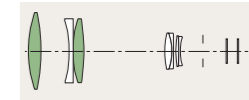
| EX | ELD | HSM\* | IF | CONV |

Case, hood (LH1236-01), shoulder strap, and circular PL filter included (lens is equipped with fixed tripod socket)

**Digital compatibility—large-aperture telephoto lens**

This large-aperture telephoto lens can capture sharp images of fast-moving subjects, such as athletes in action and animals in the wild. ELD glass delivers sharp, high-contrast images throughout the entire aperture range, and the Super Multi-Layer Coating minimizes flare and ghosting. A rotatable drop-in filter holder in the rear part of the lens accepts the included circular polarizing filter. HSM models provide fast and quiet autofocus with full-time manual capability.

\*Pentax and Sony mounts (non-HSM version)



- Lens construction: 8 groups, 11 elements
- Minimum focusing distance: 400cm (157.5in.)
- Magnification: 1:7.7
- Filter size: ø 46mm (rear)
- Mounts: Sigma, Nikon, Canon



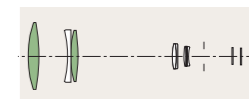
**APO 800mm F5.6 EX DG HSM**

| EX | ELD | HSM | IF | CONV |

Case, hood (LH1571-01), shoulder strap, and circular PL filter included (lens is equipped with fixed tripod socket)

**800mm telephoto and digital compatibility—ultra-telephoto lens**

Explore the full potential of ultra-telephoto photography with this large-aperture 800mm lens. ELD glass delivers pristine image rendition throughout the entire aperture range. A rotatable drop-in filter holder in the rear accepts the included circular polarizing filter. Sigma's inner focus configuration enhances focusing operation, and the HSM provides fast and quiet autofocus with full-time manual capability.



- Lens construction: 9 groups, 12 elements
- Minimum focusing distance: 700cm (275.6in.)
- Magnification: 1:8.8
- Filter size: ø 46mm (rear)
- Mounts: Sigma, Nikon, Canon



\*Illustrations of lens configurations are color-coded as follows: ○Aspherical lens, ●SLD glass, ●ELD glass, ●FLD glass.



MACRO 105mm F2.8 EX DG OS HSM ISO100 1/160s F8.0 © KIMIO YAJIMA

## MACRO DG LENSES

High-performance macro lenses for cameras with full-frame sensors

For shooting extreme close-ups, a macro lens can take you beyond the range of the naked eye to reveal a captivating world of breathtaking details.

### MACRO 105mm F2.8 EX DG OS HSM

| EX | SLD | OS | HSM | IF | CONV |



Case, hood (LH680-03), and hood adapter (HA680-01) included

**Fully equipped with OS—high-performance large-aperture medium telephoto macro lens for full-frame DSLR cameras**

Equipped with Sigma's Optical Stabilizer (OS), this high-performance large-aperture medium-telephoto macro lens enables handheld close-up photography. SLD glass corrects aberrations, and Sigma's floating inner focus configuration renders images from life-size to infinity with pristine quality. The HSM provides fast and quiet autofocus with full-time manual capability, and the rounded 9-blade diaphragm creates an attractive bokeh effect even at wide-open aperture.



- Lens construction: 11 groups, 16 elements
- Minimum focusing distance: 31.2cm (12.3in.)
- Magnification: 1:1
- Filter size: ø 62mm
- Mounts: Sigma, Sony, Nikon, Canon

### APO MACRO 150mm F2.8 EX DG OS HSM

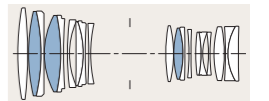
| EX | SLD | OS | HSM | IF | CONV |



Case, hood (LH780-05), hood adapter (HA780-01), and tripod socket (TS-21) included

**Fully equipped with OS—large-aperture telephoto macro lens for full-frame DSLR cameras**

This is a large-aperture telephoto macro lens with the latest optical design technology and Sigma's Optical Stabilizer (OS). SLD glass corrects aberration, while the Super Multi-Layer Coating minimizes flare and ghosting. Sigma's floating inner focus configuration renders images from life-size to infinity with astounding image quality. The HSM provides fast and quiet autofocus with full-time manual capability.



- Lens construction: 13 groups, 19 elements
- Minimum focusing distance: 38cm (15.0in.)
- Magnification: 1:1
- Filter size: ø 72mm
- Mounts: Sigma, Nikon, Canon

### APO MACRO 180mm F2.8 EX DG OS HSM

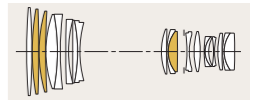
| EX | FLD | OS | HSM | IF | CONV |



Case, hood (LH927-01), hood adapter (HA927-01), and tripod socket (TS-21) included

**Flagship lens offering F2.8 brightness—large-aperture telephoto macro lens**

Equipped with Sigma's Optical Stabilizer (OS), this large-aperture telephoto macro lens features the latest optical design technology and outstanding image quality. SLD glass corrects aberration, while the Super Multi-Layer Coating minimizes flare and ghosting. Sigma's floating inner focus configuration renders images from life-size to infinity with astounding image quality. The HSM provides fast and quiet autofocus with full-time manual capability.



- Lens construction: 14 groups, 19 elements
- Minimum focusing distance: 47cm (18.5in.)
- Magnification: 1:1
- Filter size: ø 86mm
- Mounts: Sigma, Sony, Nikon, Canon

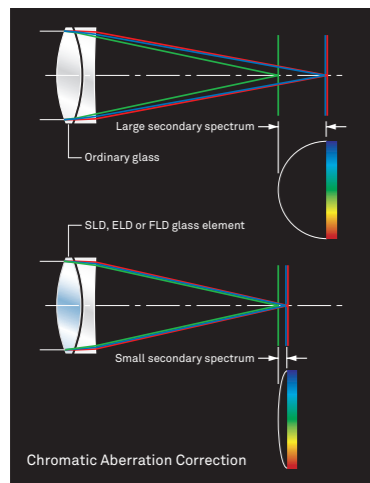
\*Illustrations of lens configurations are color-coded as follows: ○ Spherical lens, ● SLD glass, ● ELD glass, ● FLD glass.

# SIGMA LENS TECHNOLOGY

Our lenses are packed with advanced and unique technologies, which we have developed over the decades as the lens expert.

## Original technology minimizes secondary spectrum Exclusive low-dispersion glass

The degree to which light is refracted (bent) by glass depends on the light's wavelength (color). This fact causes different colors of light to focus at slightly different points. The result is chromatic aberration, the color fringing that is particularly noticeable in telephoto lenses. Most chromatic aberration can be removed by combining a high-refractivity convex lens element with a low-refractivity concave element. But residual chromatic aberration known as "secondary spectrum" can only be corrected with selected low-dispersion glass materials.



In addition to ELD (Extraordinary Low Dispersion) glass and SLD (Special Low Dispersion) glass, Sigma uses FLD ("F" Low Dispersion) glass, which has the highly desirable anomalous dispersion characteristics of fluorite. Careful arrangement of these exclusive low-dispersion glass elements gives Sigma lenses superlative image rendition untarnished by residual chromatic aberration.

## Effective correction of spherical aberration and distortion Aspherical lens

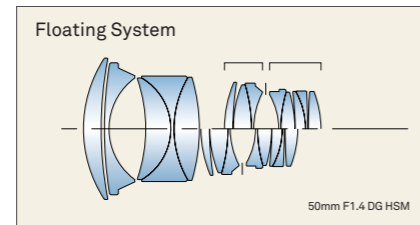
Sigma's aspherical lens technology contributes to outstanding optical performance and compact dimensions. These aspherical lens elements compensate for the spherical aberration and distortion which cannot be completely eliminated using conventional spherical lens elements alone. They are also key to reducing the size and weight of high-power zooms and other large lenses while improving image quality. Sigma has two kinds of aspherical lens technologies. Hybrid aspherical lens elements are made by forming a polymer in an aspherical shape on a glass lens surface. Precision-molded glass aspherical lens elements are made by direct forming of the glass lens material.

## Proprietary multi-layer coating technology that virtually eliminates ghosting and flare Super Multi-Layer Coating

Sigma's own Super Multi-Layer Coating suppresses flare and ghosting by preventing reflections within the lens. All lenses in the current Sigma range feature this original technology. In digital cameras, flare and ghosting may also be caused by reflections between the image sensor and lens surfaces. Here too, Sigma's Super Multi-Layer Coating is highly effective, assuring images of outstanding contrast.

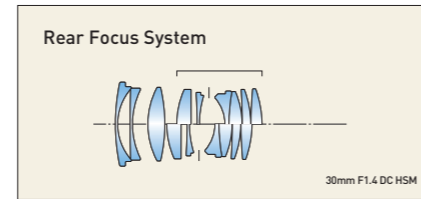
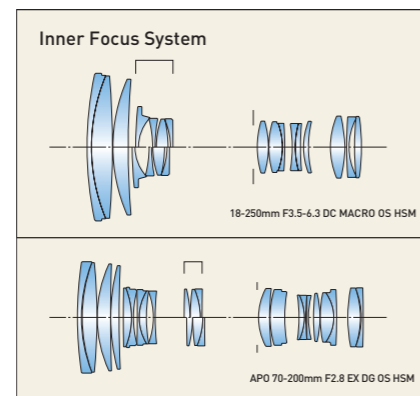
## Advanced focusing mechanism that reduces lens movement and aberration variation Floating system

This system adjusts the distance between lens groups during focusing, thereby reducing the amount of lens movement required. The result is less variation in aberration at different shooting distances. The benefits are particularly great in macro lenses, since they cover a wide range of shooting distances, as well as in wide-angle SLR camera lenses that employ asymmetric configurations of lens elements.



## Focus systems for optimized performance Inner and rear focus

In a conventional lens, focusing requires an extension of the entire lens or the front lens group. However, to better accommodate autofocus mechanisms and closeup photography, a need has arisen for lenses that do not change their length during focusing or suffer from focus-dependent variation in aberration. Therefore, Sigma has developed focusing systems that only move elements within the



lens barrel. These incorporate smaller and lighter moving lens elements, which help improve autofocus speed. With their unchanging barrel length and small variation in center of gravity, these lenses also offer enhanced balance and stability. Furthermore, since the front of the lens does not rotate, it is easy to use polarizing filters.

## Original SIGMA technology that counteracts camera shake Optical Stabilizer (OS)

SIGMA's original Optical Stabilizer (OS) technology uses two sensors inside the lens to detect vertical and horizontal motion. By adjusting particular lens elements, the OS compensates for the detected movement, thereby minimizing the blur caused by camera shake. In addition, since stabilization takes place within the lens, what you see in the viewfinder is the resulting stabilized image. As a result, you can confidently judge focus and composition. Two OS modes are available, depending on the lens. Mode 1 detects and corrects vertical and horizontal motion, making it ideal for shooting with the camera in a fixed position. Mode 2 detects and corrects only vertical motion, making it ideal for panning, as when shooting motor sports, for example.

In addition, on certain SIGMA lenses, the OS (Optical Stabilizer) function features an acceleration sensor to ensure even higher precision. In Mode 2, the acceleration sensor teams up with the Intelligent OS and its updated stabilization algorithm to deliver effective stabilization while you move the camera horizontally, vertically, or diagonally—regardless of



# PRINCIPLES OF THE LENS

What you should know to choose the right lens for your needs.

the position of the lens. This feature helps ensure effective panning and outstanding capture of moving subjects.

## Designed to optimize bokeh near maximum aperture Rounded diaphragm

The polygonal shape of a conventional iris diaphragm causes out-of-focus light points to appear polygonal. A rounded diaphragm is designed to produce rounded out-of-focus light points when opened to near maximum aperture. This creates attractive bokeh effects in many situations, such as when photographing a subject against an out-of-focus surface of water from which light is being reflected.

## AF drive motor for rapid focusing and quiet operation Hyper Sonic Motor (HSM)

The Hyper Sonic Motor (HSM) is an original Sigma development that uses ultrasonic waves to drive the autofocus mechanism. Its extremely quiet operation helps avoid disturbing photographic subjects. High torque and speed assure rapid autofocus response. Sigma uses two types of HSM: ring HSM and micro HSM. The Ring HSM configuration permits manual fine tuning of focus (manual override) by turning the focusing ring after autofocus is complete.

## Angle of view

Angle of view is determined by the focal length of the lens and the size of the image (sensor or film format) frame. With a given image size, changing the focal length will change the area of the scene that appears in the photographic image. Expressed in degrees, this area of the scene is the angle of view, which in this catalog is computed in reference to the diagonal of image formats measuring 36mm x 24mm, 20.7mm x 13.8mm, and 23.55mm x 15.7mm. The longer the focal length, the smaller the angle of view and the greater the image magnification.

## F-number

The aperture controls how much light can be gathered by the lens. The F-number (F2.8, F4, F5.6, etc.) is the ratio of the focal length to the entrance pupil diameter. The lower the F-number, the brighter the lens; the higher the F-number, the darker the lens. The benefits of a low F-number include the ability to use higher shutter speeds, excellent bokeh effects, and a bright viewfinder image.

## Perspective

Changing the focal length of the lens changes the apparent distance in an image between the subject and its background. This optical effect is called perspective. For example, a wide-angle lens causes the background to seem far away and vast, emphasizing the distance between it and the subject. In contrast, a telephoto lens with a long focal length will cause the background to appear close to the subject, de-emphasizing perspective. Further, a wide-angle lens


can bring the surroundings of the subject into the shot, while a telephoto lens can effectively isolate the subject. By leveraging the power of perspective in this way, one may greatly increase the range of photographic expression.

## Depth of field

When you focus on a subject, some objects in front of and behind the subject will also be in focus. "Depth of field" refers to the depth of this foreground-background distance. A smaller lens aperture (higher F-number) increases depth of field, bringing more foreground and background into focus. A larger aperture (lower F-number) isolates your subject with a blurred bokeh foreground and background. Focal length is also a factor. Telephoto lenses have less depth of field, whereas wide-angle lenses have more.



## ANGLE OF VIEW AND FOCAL LENGTH



## DC LENS SINGLE FOCAL LENGTH LENSES

High-performance single-focal length lenses for cameras with APS-C sensors



**4.5mm F2.8 EX DC CIRCULAR FISHEYE HSM**  
Case and front cap adapter (CA486-72) included



**10mm F2.8 EX DC FISHEYE HSM**  
Case and front cap adapter (CA477-67) included



**30mm F1.4 DC HSM**  
Case and hood (LH686-01) included

## DC LENS ZOOM LENSES

High-performance zoom lenses for cameras with APS-C sensors



**8-16mm F4.5-5.6 DC HSM**  
Case and front cap adapter (CA475-72) included



**10-20mm F3.5 EX DC HSM**  
Case and hood (LH873-01) included



**17-50mm F2.8 EX DC OS HSM**  
Case and hood (LH825-03) included



**17-70mm F2.8-4 DC MACRO OS HSM**  
Hood (LH780-03) included



**50-100mm F1.8 DC HSM**  
Case and hood (LH880-02) included



**18-35mm F1.8 DC HSM**  
Case and hood (LH780-06) included



**18-200mm F3.5-6.3 DC MACRO OS HSM**  
Hood (LH676-01) included



**18-250mm F3.5-6.3 DC MACRO OS HSM**  
Hood (LH680-04) included



**18-300mm F3.5-6.3 DC MACRO OS HSM**  
Hood (LH780-07) included

## DG LENS SINGLE FOCAL LENGTH LENSES

High-performance single-focal length lenses for cameras with full-frame sensors



**8mm F3.5 EX DG CIRCULAR FISHEYE**  
Case and front cap adapter (CA483-72) included



**15mm F2.8 EX DG DIAGONAL FISHEYE**  
Case and front cap adapter (CA475-72) included



**20mm F1.4 DG HSM**  
Case and cover lens cap (LC907-01) included



**24mm F1.4 DG HSM**  
Case and hood (LH830-03) included



**35mm F1.4 DG HSM**  
Case and hood (LH730-03) included



**50mm F1.4 DG HSM**  
Case and hood (LH830-02) included



**85mm F1.4 EX DG HSM**  
Case, hood (LH850-03), and hood adapter (HA850-02) included



**APO 300mm F2.8 EX DG HSM**  
Case, hood (LH1196-01), circular PL filter, and tripod socket (TS-21) included



**APO 500mm F4.5 EX DG HSM**  
Case, hood (LH1236-01), shoulder strap, and circular PL filter included (lens is equipped with fixed tripod socket)



**APO 800mm F5.6 EX DG HSM**  
Case, hood (LH1571-01), shoulder strap, and circular PL filter included (lens is equipped with fixed tripod socket)

## DG LENS ZOOM LENSES

High-performance zoom lenses for cameras with full-frame sensors



**12-24mm F4.5-5.6 II DG HSM**  
Case and front cap adapter (CA512-82) included



**24-35mm F2 DG HSM**  
Case and hood (LH876-03) included



**24-70mm F2.8 IF EX DG HSM**  
Case and hood (LH876-01) included



**24-105mm F4 DG OS HSM**  
Case and hood (LH876-02) included



**APO 70-300mm F4-5.6 DG MACRO**  
Case and hood (LH635-01) included



**70-300mm F4-5.6 DG MACRO**  
Hood (LH635-01) included



**150-600mm F5.6-6.3 DG OS HSM**  
Case, hood (LH1050-01), shoulder strap, tripod socket (TS-71), and protective cover (PT-11) included



**150-600mm F5.6-6.3 DG OS HSM**  
Case, hood (LH1164-01), and shoulder strap included



**APO 300-800mm F5.6 EX DG HSM**  
Case, hood (LH1571-02), shoulder strap, and circular PL filter included (lens is equipped with fixed tripod socket)



**APO 50-500mm F4.5-6.3 DG OS HSM**  
Case, hood (LH1030-01), shoulder strap, stepdown ring, hood adapter (HA1030-01), and tripod socket (TS-31) included



**APO 70-200mm F2.8 EX DG OS HSM**  
Case, hood (LH850-02), hood adapter (HA850-01), and tripod socket (TS-21) included



**120-300mm F2.8 DG OS HSM**  
Case, hood (LH1220-01), shoulder strap, and tripod socket (TS-51) included



**APO 200-500mm F2.8 / 400-1000mm F5.6 EX DG**  
Exclusive hard case, exclusive strap, 400-1000mm F5.6 attachment, battery charger (BC-21), and battery pack (BP-21) included

## DG LENS MACRO LENSES

High-performance macro lenses for cameras with full-frame sensors



**MACRO 105mm F2.8 EX DG OS HSM**  
Case, hood (LH680-03), and hood adapter (HA680-01) included



**APO MACRO 150mm F2.8 EX DG OS HSM**  
Case, hood (LH780-05), hood adapter (HA780-01), and tripod socket (TS-21) included



**APO MACRO 180mm F2.8 EX DG OS HSM**  
Case, hood (LH927-01), hood adapter (HA927-01), and tripod socket (TS-21) included

## DN LENS SINGLE FOCAL LENGTH LENSES

High-performance single-focal length lenses for mirrorless interchangeable lens cameras



**19mm F2.8 DN**  
Case and hood (LH520-03) included



**30mm F2.8 DN**  
Case and hood (LH520-03) included



**60mm F2.8 DN**  
Case and hood (LH520-03) included



**30mm F1.4 DC DN**  
Hood (LH586-01) included

## LENS ACCESSORIES USB DOCK

Accessory for all SIGMA Art, Contemporary, and Sports



By connecting a Sigma Art, Contemporary, or Sports lens to a computer with the SIGMA USB DOCK, photographers can update the lens firmware and adjust focus position and other parameters. Exclusive SIGMA Optimization Pro software makes customization easy. It is possible to select the autofocus speed and adjust the focus limiter and Optical Stabilizer (OS) function.

\*Not compatible with DN lenses.

**UPC code**  
Sigma: 0085126-878566  
Nikon: 0085126-878559  
Canon: 0085126-878542  
Sony: 0085126-878627  
Pentax: 0085126-878610

**Compatible lens**  
- 20mm F1.4 DG HSM | Art  
- 24mm F1.4 DG HSM | Art  
- 35mm F1.4 DG HSM | Art  
- 30mm F1.4 DC HSM | Art  
- 18-35mm F1.8 DC HSM | Art  
- 24-35mm F2 DG HSM | Art  
- 24-105mm F4 DG OS HSM / DG HSM | Art  
- 50mm F1.4 DG HSM | Art  
- 17-70mm F2.8-4 DC MACRO OS HSM / DC MACRO HSM | Contemporary  
- 18-200mm F3.5-6.3 DC MACRO OS HSM / DC MACRO HSM | Contemporary  
- 18-300mm F3.5-6.3 DC MACRO OS HSM / DC MACRO HSM | Contemporary  
- 150-600mm F5-6.3 DG OS HSM | Contemporary  
- 120-300mm F2.8 DG OS HSM | Sports  
- 150-600mm F5-6.3 DG OS HSM | Sports

## SOFTWARE SIGMA OPTIMIZATION PRO

Software for all new Sigma lines



Exclusive SIGMA Optimization Pro software can customize the following settings:

### Art, Contemporary, and Sports

**Lens firmware update:** Users can connect to the Internet via the SIGMA USB DOCK and a computer to download the latest lens firmware from Sigma.

**Focus setting:** Multiple focus setting options are available: 4 categories for fixed focal length lenses, and 16 categories (4 options for focal length x 4 options for shooting distance) for zoom lenses.

**Full-time MF Setting\*:** It is possible to adjust the timing to operate the Full-time MF function by customizing how much rotation of the focus ring is required.

\*Currently only compatible with 20mm F1.4 DG HSM | Art, 24mm F1.4 DG HSM | Art, 50mm F1.4 DG HSM | Art, 24-35mm F2 DG HSM | Art, 50-100mm F1.8 DG HSM | Art, 150-600mm F5-6.3 DG OS HSM | Contemporary, 150-600mm F5-6.3 DG OS HSM | Sports

### Sports and Contemporary

**AF speed selection:** Three AF speed modes are available.

**Focus limiter adjustment:** Any value in the AF drive range may be selected.

**OS adjustment:** 3 unique view modes are available to suit OS function for any shooting style.

\*Currently only compatible with 120-300mm F2.8 DG OS HSM | Sports, 150-600mm F4-5.6 DG OS HSM | Sports, 150-600mm F4-5.6 DG OS HSM | Contemporary



Focus position adjustment screen

SIGMA Optimization Pro for Windows and SIGMA Optimization Pro for Macintosh may be downloaded from the following link:

Please refer to the condition of operation from the following link also:

<http://www.sigma-global.com/download>

<http://www.sigma-global.com/download/en/index.html>

## LENS ACCESSORIES SIGMA DG FILTERS



SIGMA WR PROTECTOR



SIGMA WR CIRCULAR PL FILTER



SIGMA WR CERAMIC FILTER

Sigma DG filters use Sigma's Super Multi-Layer Coating to minimize flare and ghosting. Black-rimmed glass further eliminates internal reflections and other extraneous light. These high-performance UV and polarizing filters are ideal for both digital and film photography.

The SIGMA Filter series represents the highest level of protection available. Featuring the new material Clear Glass Ceramic, these lightweight filters are highly resistant to both scratches and breakage. The coating repels both water and oil and is antistatic for outstanding dust-resistance. This specification is ready for even the toughest shooting conditions.

Note: The 46mm drop-in filter designed for placement at the rear of the lens has a specification exclusive to each lens.

	WR PROTECTOR	PROTECTOR	WR UV	WR CIRCULAR PL	WR CERAMIC
46mm	930882	931018	930622	930752	-
49mm	930899	931025	930639	930769	-
52mm	930905	931032	930646	930776	-
55mm	930912	931049	930653	930783	-
58mm	930929	931056	930660	930790	-
62mm	930936	931063	930677	930806	-
67mm	930943	931070	930684	930813	931803
72mm	930950	931087	930691	930820	931810
77mm	930967	931094	930707	930837	931827
82mm	930974	931100	930714	930844	931834
86mm	930981	931117	930721	930875	931841
95mm	930998	931124	930738	930851	931858
105mm	931001	931131	930745	930868	931865

Thinner frame type: 46mm, 49mm, 52mm, 55mm, 58mm, 62mm, 67mm, 72mm, 77mm, 82mm  
Normal frame type: 86mm, 95mm, 105mm

## LENS ACCESSORIES CLOSE-UP LENS



CLOSE-UP LENS AML72-01

Designed exclusively for the 18-300mm F3.5-6.3 DC MACRO OS HSM | Contemporary, this close-up lens makes possible macro photography with a maximum magnification ratio of 1:2.

**UPC code**  
00-85126-93060-8

## LENS ACCESSORIES SIGMA MOUNT CONVERTER MC-11



SIGMA MOUNT CONVERTER MC-11

Case included

The new MOUNT CONVERTER MC-11 allows you to use your SIGMA SA mount and SIGMA EOS mount interchangeable lenses with Sony E-mount camera systems. Users of multiple mounts will enjoy more flexible use of their valuable lens assets.

Note 1: MOUNT CONVERTER MC-11 is not compatible with teleconverters  
Note 2: Accurate operation is not guaranteed with lenses not listed as compatible  
For detailed information, please visit [www.sigma-global.com](http://www.sigma-global.com).

**UPC code**  
Sigma SA-E: 00-85126-93251-0  
Canon EF-E: 00-85126-93250-3

## LENS ACCESSORIES TELE CONVERTERS

Accessories for use with SIGMA Art, Contemporary, and Sports lines



TELE CONVERTER TC-1401

Case included



TELE CONVERTER TC-2001

Case included

Developed exclusively for SIGMA's new lines, these TELE CONVERTERS are mounted between the lens and camera body to increase the focal length by a factor of 1.4x or 2x. Ideal for use with APO lenses, Sigma TELE CONVERTERS use advanced coating technology to suppress flare and ghosting that are particularly noticeable in digital SLR camera images. Therefore, they can be used with APO lenses while retaining the full performance of the master lenses. This offers a convenient solution when you need greater focal length in telephoto photography.

TC-1401 Dedicated Lenses	SIGMA 879563	Nikon 879556	Canon 879549
120-300mm F2.8 DG OS HSM   Sports	AF1	AF2	AF3
150-600mm F5-6.3 DG OS HSM   Contemporary	AF4	AF4	AF4
150-600mm F5-6.3 DG OS HSM   Sports	AF4	AF4	AF4

TC-2001 Dedicated Lenses	SIGMA 870560	Nikon 870553	Canon 870546
120-300mm F2.8 DG OS HSM   Sports	AF1	AF2	AF3
150-600mm F5-6.3 DG OS HSM   Contemporary	MF	MF	MF
150-600mm F5-6.3 DG OS HSM   Sports	MF	MF	MF

Note: Cannot be used with lenses not listed in charts above  
For detailed information, please visit [www.sigma-global.com](http://www.sigma-global.com).  
1 Requires firmware updated to version 1.01 or later  
2 Requires firmware updated to version 1.02 or later  
3 Requires firmware updated to version 1.03 or later  
4 In cameras with F8-compatible autofocus, SIGMA TELE CONVERTER TC-1401 can be used with AF, but blurry images may result of subjects of low contrast or luminance.

Accessories for use with telephoto lenses



APO TELE CONVERTER 1.4x EX DG

Case included

This APO TELE CONVERTER is exclusively designed for lenses that are not in our new lines. Our latest coating technologies help minimize flare and ghosting, which can be especially noticeable with DSLRs. They offer optimal performance when combined with a digital camera lens. The exclusive design supports top performance from the master lens while providing an increased focal length. Using these compact, lightweight TELE CONVERTERS is just like getting a new telephoto lens with an even greater focal length, helping make your photographic footwork more nimble than ever.

Note: Cannot be used with lenses not listed in charts on right  
1 AF-capable from 0.45m (17.7in.) to infinity.  
2 AF-capable from 0.53m (20.9in.) to infinity.  
3 AF-capable from 0.67m (26.4in.) to infinity.

1.4x Dedicated Lenses	SIGMA 824402	Nikon 824556	Canon 824273
APO 50-500mm F4.5-6.3 DG OS HSM	MF	MF	MF
APO 70-200mm F2.8 EX DG OS HSM	AF	AF	AF
APO 300-800mm F5.6 EX DG HSM	MF	MF	MF
MACRO 105mm F2.8 EX DG OS HSM	AF1	AF1	AF1
APO MACRO 150mm F2.8 EX DG OS HSM	AF2	AF2	AF2
APO MACRO 180mm F2.8 EX DG OS HSM	AF3	AF3	AF3
APO 300mm F2.8 EX DG / HSM	AF	AF	AF
APO 500mm F4.5 EX DG / HSM	MF	MF	MF
APO 800mm F5.6 EX DG HSM	MF	MF	MF



APO TELE CONVERTER 2x EX DG

Case included

2.0x Dedicated Lenses	SIGMA 876401	Nikon 876555	Canon 876272
APO 50-500mm F4.5-6.3 DG OS HSM	MF	MF	MF
APO 70-200mm F2.8 EX DG OS HSM	AF	AF	AF
APO 300-800mm F5.6 EX DG HSM	MF	MF	MF
MACRO 105mm F2.8 EX DG OS HSM	MF	MF	MF
APO MACRO 150mm F2.8 EX DG OS HSM	MF	MF	MF
APO MACRO 180mm F2.8 EX DG OS HSM	MF	MF	MF
APO 300mm F2.8 EX DG / HSM	AF	AF	AF
APO 500mm F4.5 EX DG / HSM	MF	MF	MF
APO 800mm F5.6 EX DG HSM	MF	MF	MF

## LENS ACCESSORIES TRIPOD SOCKETS

A tripod socket is used to mount telephoto lenses on a tripod. The socket collar permits rapid release for quick lens changing. Please refer to the SPECIFICATION page for compatible lens models.



TRIPOD SOCKET TS-21  
UPC code: 566029



TRIPOD SOCKET TS-31  
UPC code: 918415



TRIPOD SOCKET TS-51  
UPC code: 929664



TRIPOD SOCKET TS-71  
UPC code: 931322



TRIPOD SOCKET TS-81  
UPC code: 931469

## LENS ACCESSORIES COVER LENS CAPS



LC907-02  
UPC code: 931971

LC907-01  
UPC code: 931926

LC870-01  
UPC code: 932725

## LENS ACCESSORIES LENS HOOD

 LH520-03 UPC code: 929831	 LH586-01 UPC code: 923473	 LH635-01 UPC code: 501006	 LH676-01 UPC code: 930226	 LH680-03 UPC code: 928025	 LH680-04 UPC code: 929008	 LH686-01 UPC code: 929824	 LH730-03 UPC code: 929466	 LH780-03 UPC code: 929602	 LH780-05 UPC code: 927936	 LH780-06 UPC code: 930127
 LH780-07 UPC code: 930592	 LH825-03 UPC code: 916800	 LH830-02 UPC code: 930233	 LH830-03 UPC code: 931346	 LH850-02 UPC code: 927301	 LH850-03 UPC code: 927455	 LH873-01 UPC code: 926939	 LH876-01 UPC code: 926731	 LH876-02 UPC code: 930189	 LH876-03 UPC code: 931742	 LH880-02 UPC code: 932480
 LH927-01 UPC code: 926052	 LH1030-01 UPC code: 927059	 LH1050-01 UPC code: 931339	 LH1164-01 UPC code: 930615	 LH1196-01 UPC code: 194000	 LH1220-01 UPC code: 929657	 LH1236-01 UPC code: 183004	 LH1571-01 UPC code: 151003	 LH1571-02 UPC code: 921637		

## LENS ACCESSORIES HOOD ADAPTER

 HA680-01 UPC code: 928032	 HA780-01 UPC code: 928049	 HA850-01 UPC code: 927332	 HA850-02 UPC code: 927462	 HA927-01 UPC code: 929336	 HA1030-01 UPC code: 927318
---	---	---	---	---	--

## REFERENCE

### Abbreviations used in the product names in this catalog

Please refer to the examples below to interpret the Sigma product names listed in this catalog. For further details on abbreviations, please refer to the major distinguishing characteristics on pages 26-27

### 17-70mm

Indicates range of focal length. The larger the number, the greater the magnification of distant objects. The smaller the number, the wider the angle of view.

### OS

Indicates lenses incorporating an Optical Stabilizer (OS) to compensate for camera shake.

### F2.8-4

Indicates maximum aperture. The smaller the number, the "faster" the lens, meaning more light can enter to allow shooting under dim illumination. If only a single figure is given, the lens is a prime (fixed focal length) lens or a zoom lens that maintains the same F-number regardless of zoom position. If the maximum aperture of a zoom lens changes depending on zoom position, it is expressed thus: F2.8-4.

### EX

Indicates Sigma's professional-grade prime and zoom lenses. Generally, these lenses retain the same maximum aperture regardless of zoom position.

### HSM

Indicates lenses equipped with a hyper-sonic motor.

### 17-70mm F2.8-4 DC MACRO OS HSM / DC MACRO HSM

Hood (LH780-03) included

#### High-performance and compact—large-aperture APS-C format standard zoom lens

Covering the standard zoom range, the lens has a focal range equivalent to 25.5-105mm on a 35mm lens. Thanks to Sigma's latest technologies, it's exceptionally lightweight and 30% more compact by volume than previous lenses of its type. Its low F-number equips photographers to shoot subjects at extremely close range, making this the perfect lens for travel, family photos, artistic compositions, and many other uses. A complement to uncompromising optical performance.

### DC/DG/DN

Indicates high-performance lenses designed especially for cameras with APS-C size image sensors. Vignetting will result if used on larger sensors. Lenses suitable for cameras having full-frame sensors are indicated by the DG mark, and lenses exclusively for mirrorless interchangeable lens cameras are indicated by the DN mark.

## FUNCTION

### Abbreviations used in this catalog to indicate function

### EX

#### EX LENS

Sigma's professional-grade prime lenses and wide-aperture zoom lenses that maintain their maximum F-number regardless of zoom position.  
\*There are some exceptions.

### HSM\*

#### HYPERSONIC MOTOR

Using a motor driven by ultrasonic waves, these lenses offer speedy autofocus and quiet operation.

### ASP

#### ASPHERICAL LENS

Aspherical lenses offer greater design latitude, raise performance, permit use of fewer lens elements, and allow a more compact size.

### IF

#### INNER FOCUS

To increase stability, this lens configuration uses movable internal lens elements that adjust focus without changing the length of the lens barrel.

### ELD/FLD/SLD

#### LOW DISPERSION LENS

These lenses include one or more elements made of ELD (Extraordinary Low Dispersion), FLD ("F" Low Dispersion), or SLD (Special Low Dispersion) glass, which help minimize chromatic aberration, which can harm image quality.

### RF

#### REAR FOCUS

Rear focus is one type of Sigma inner focus system, in which focusing is performed by moving particular elements within the lens interior.

### OS\*

#### OPTICAL STABILIZER

An Optical Stabilizer mechanism built into the lens helps assure a sharp image while giving you freedom of movement and more latitude in camera settings.

### CONV

#### TELECONVERTER-COMPATIBLE LENS

This indicates a lens that will accept available Sigma TELE CONVERTER DG attachments, which increase focal length and support AE (automatic exposure) operation.

\*Note: OS and HSM are not included on mounts for certain camera systems. Please refer to the major distinguishing characteristics on 34-35page.



**SIGMA DC LENSES** The major distinguishing characteristics of high-performance lenses for cameras with APS-C sensors


DC LENSES	Product	Edition	Mount / UPC code (please add 0085126 prefix in front)					Lens construction		Angle of view (SD format)		Number of blades in diaphragm	Minimum aperture (wide)	Minimum focusing distance (cm/in.)	Magnification	Filter size (ø mm)	Diameter x length (ø mm x mm/ø in. x in.)	Weight (g/oz.)	Hood (included)
			SIGMA	Sony	Nikon	Pentax	Canon	Groups	Elements	SD1	SD9, SD10, SD14, SD15								
8-16mm F4.5-5.6 DC HSM			203566 (H)	203627 (H)	203559 (H)	203610 (H)	203542 (H)	11	15	121.2°- 83.2°	114.5°- 75.7°	7	22	24/9.4	1 : 7.8	-	75 x 105.7/3.0 x 4.2	555/19.6	-
10-20mm F3.5 EX DC HSM			202569 (H)	202620 (H)	202552 (H)	202613 (H)	202545 (H)	10	13	109.7°- 70.7°	102.4°- 63.8°	7	22	24/9.4	1 : 6.6	82	87.3 x 88.2/3.4 x 3.5	520/18.3	LH873-01
17-50mm F2.8 EX DC OS HSM *3			583569 (H)	928636 (H)	583552 (H)	928629 (H)	583545 (H)	13	17	79.7°- 31.7°	72.4°- 27.9°	7	22	28/11.0	1 : 5	77	83.5 x 91.8/3.3 x 3.6	565/19.9	LH825-03
17-70mm F2.8-4 DC MACRO OS HSM *3	Contemporary	C013	884567 (H)	884628 (H)	884550 (H)	884611 (H)	884543 (H)	14	16	79.7°- 22.9°	74.4°- 20.2°	7	22	22/8.7	1 : 2.8	72	79.0 x 82.0/3.1 x 3.2	465/16.4	LH780-03
18-35mm F1.8 DC HSM	Art	A013	210564 (H)	210625 (H)	210557 (H)	210618 (H)	210540 (H)	12	17	76.5°- 44.2°	69.3°- 39.1°	9	16	28/11.0	1 : 4.3	72	78.0 x 121.0/3.1 x 4.8	810/28.6	LH780-06
18-200mm F3.5-6.3 DC MACRO OS HSM *3	Contemporary	C014	885564 (H)	885625 (H)	885557 (H)	885618 (H)	885540 (H)	13	16	76.5°- 8.1°	69.3°- 7.1°	7	22	39/15.4	1 : 3	62	70.7 x 86.2/8 x 3.4	430/15.2	LH676-01
18-250mm F3.5-6.3 DC MACRO OS HSM *3			883560 (H)	883621 (H)	883553 (H)	883614 (H)	883546 (H)	13	16	76.5°- 6.5°	69.3°- 5.7°	7	22	35/13.8	1 : 2.9	62	73.5 x 88.6/2.9 x 3.5	470/16.6	LH680-04
18-300mm F3.5-6.3 DC MACRO OS HSM *3	Contemporary	C014	886561 (H)	886622 (H)	886554 (H)	886615 (H)	886547 (H)	13	17	76.5°- 5.4°	69.3°- 4.7°	7	22	39/15.4	1 : 3	72	79.0 x 101.5/3.1 x 4.0	585/20.6	LH780-07
50-100mm F1.8 DC HSM	Art	A016	693565 (H)	-	693558 (H)	-	693541 (H)	15	21	31.7°-16.2°	27.9°- 14.2°	9	16	95/37.4	1 : 6.7	82	93.5 x 170.7/3.7 x 6.7	1490/52.6	LH880-02
4.5mm F2.8 EX DC CIRCULAR FISHEYE HSM			486563 (H)	-	486556 (H)	-	486549 (H)	9	13	180°	180°	6	22	13.5/5.3	1 : 6	**	76.2 x 77.8/3.0 x 3.1	470/16.6	-
10mm F2.8 EX DC FISHEYE HSM			477561 (H)	-	477554 (H)	-	477547 (H)	7	12	180°	154°	7	22	13.5/5.3	1 : 3.3	**	75.8 x 83.1/3.0 x 3.3	475/16.8	-
30mm F1.4 DC HSM	Art	A013	301569 (H)	301620 (H)	301552 (H)	301613 (H)	301545 (H)	8	9	50.7°	45°	9	16	30/11.8	1 : 6.8	62	74.2 x 63.3/2.9 x 2.5	435/15.3	LH686-01

**SIGMA DG LENSES** The major distinguishing characteristics of high-performance lenses for cameras with full-frame sensors

DG LENSES	Product	Edition	Mount / UPC code (please add 0085126 prefix in front)					Lens construction		Angle of view		Angle of view (SD format)		Number of blades in diaphragm	Minimum aperture (wide)	Minimum focusing distance (cm/in.)	Magnification	Filter size (ø mm)	Diameter x length (ø mm x mm/ø in. x in.)	Weight (g/oz.)	Hood (included)	Hood adapter (included)	Tripod socket
			SIGMA	Sony	Nikon	Pentax	Canon	Groups	Elements	35mm format	SD1	SD9, SD10, SD14, SD15											
12-24mm F4.5-5.6 II DG HSM *1			204563 (H)	204624 (H)	204556 (H)	-	204549 (H)	13	17	122°- 84.1°	99.6°- 61.2°	92.1°- 54.8°	6	22	28/11.0	1 : 6.4	-	87 x 120.2/3.3 x 4.7	670/23.6	-	-	-	
24-35mm F2 DG HSM *1	Art	A015	588564 (H)	-	588557 (H)	-	588540 (H)	13	18	84.1°- 63.4°	61.2°- 44.2°	54.8°- 39.1°	9	16	28/11.0	1 : 4.4	82	87.6 x 122.7/3.4 x 4.8	940/33.2	LH876-03	-	-	
24-70mm F2.8 IF EX DG HSM *1			571566 (H)	571627 (H)	571559 (H)	-	571542 (H)	12	14	84.1°- 34.3°	61.2°- 22.9°	54.8°- 20.2°	9	22	38/15.0	1 : 5.3	82	88.6 x 94.7/3.5 x 3.7	790/27.9	LH876-01	-	-	
24-105mm F4 DG OS HSM *1 *3	Art	A013	635565 (H)	635626 (H)	635558 (H)	-	635541 (H)	14	19	84.1°- 23.3°	61.2°- 15.4°	54.8°- 13.5°	9	22	45/17.7	1 : 4.6	82	88.6 x 109.4/3.5 x 4.3	885/31.2	LH876-02	-	-	
APO 50-500mm F4.5-6.3 DG OS HSM *2			738563 (H)	738624 (H)	738556 (H)	738617 (H)	738549 (H)	16	22	46.8°- 5.0°	31.7°- 3.3°	27.9°- 2.9°	9	22	50-180/19.7-70.9	1 : 3.1	95	104.4 x 219.4/4.1 x 8.6	1,970/69.5	LH1030-01	HA1030-01	TS-31	
APO 70-200mm F2.8 EX DG OS HSM *1			589561 (H)	589622 (H)	589554 (H)	-	589547 (H)	17	22	34.3°- 12.3°	22.9°- 8.1°	20.2°- 7.1°	9	22	140/55.1	1 : 8	77	86.4 x 197.6/3.4 x 7.8	1,430/50.4	LH850-02	HA850-01	TS-21	
APO 70-300mm F4-5.6 DG MACRO *1			508401	508340	508555 (M)	508456	508272	10	14	34.3°- 8.2°	22.9°- 5.4°	20.2°- 4.7°	9	22	150*(95)/59.1*(37.4)	1 : 4.1*(1:2)	58	76.6 x 122/3.0 x 4.8	550/19.4	LH635-01	-	-	
70-300mm F4-5.6 DG MACRO *1			509408	509347	509552 (M)	509453	509279	10	14	34.3°- 8.2°	22.9°- 5.4°	20.2°- 4.7°	9	22	150*(95)/59.1*(37.4)	1 : 4.1*(1:2)	58	76.6 x 122/3.0 x 4.8	545/19.2	LH635-01	-	-	
120-300mm F2.8 DG OS HSM *1	Sports	S013	137564 (H)	-	137557 (H)	-	137540 (H)	18	23	20.4°- 8.2°	13.5°- 5.4°	11.8°- 4.7°	9	22	150-250/59.1-98.4	1 : 8.1	105	121.4 x 291/4.8 x 11.5	3,390/119.6	LH1220-01	-	TS-51	
150-600mm F5-6.3 DG OS HSM *1	Sports	S014	740566 (H)	-	740559 (H)	-	740542 (H)	16	24	16.4°- 4.1°	10.8°- 2.7°	9.5°- 2.4°	9	22	260/102.4	1 : 5	105	121 x 290.2/4.8 x 11.4	2,860/100.8	LH1164-01	-	Fixed	
150-600mm F5-6.3 DG OS HSM *1	Contemporary	C015	745561 (H)	-	745554 (H)	-	745547 (H)	14	20	16.4°- 4.1°	10.8°- 2.7°	9.5°- 2.4°	9	22	280/110.2	1 : 4.9	95	105 x 260.1/4.1 x 10.2	1,930/68.1	LH1050-01	-	TS-71	
APO 200-500mm F2.8/400-1000mm F5.6 EX DG *1			597566 (M)	-	597559	-	597542	13	17	12.3°- 5°	8.1°- 3.2°	7.1°- 2.9°	9	22	200-500/78.7-196.9	1 : 7.7	72(Rear)	236.5 x 726/9.3 x 28.6	15,700/553.7	-	-	-	
APO 300-800mm F5.6 EX DG HSM			595562 (H)	-	595555 (H)	-	595548 (H)	16	18	8.2°- 3.1°	5.4°- 2.0°	4.7°- 1.8°	9	32	600/236.2	1 : 6.9	46(Rear)	156.5 x 544/6.2 x 21.4	5,880/207.4	LH1571-02	-	-	
8mm F3.5 EX DG CIRCULAR FISHEYE *1			485405	-	485597	-	485276	6	11	180°	180°	180°	6	22	13.5/5.3	1 : 4.6	**	73.5 x 68.6/2.9 x 2.7	400/14.1	-	-	-	
15mm F2.8 EX DG DIAGONAL FISHEYE			476403	-	476441	-	476274	6	7	180°	113°	98°	7	22	15/5.9	1 : 3.8	**	73.5 x 69/2.9 x 2.7	370/13.0	-	-	-	
20mm F1.4 DG HSM *1	Art	A015	412562 (H)	-	412555 (H)	-	412548 (H)	11	15	94.5°	70.7°	63.8°	9	16	27.6 / 10.9	1 : 7.1	-	90.7 x 129.8/3.6 x 5.1	950/33.5	-	-	-	
24mm F1.4 DG HSM *1	Art	A015	401566 (H)	-	401559 (H)	-	401542 (H)	11	15	84.1°	61.2°	54.8°	9	16	25/9.8	1 : 5.3	77	85 x 90.2/3.3 x 3.6	665/23.5	LH830-03	-	-	
35mm F1.4 DG HSM *2	Art	A012	340568 (H)	340629 (H)	340551 (H)	340612 (H)	340544 (H)	11	13	63.4°	44.2°	39.1°	9	16	30/11.8	1 : 5.2	67	77 x 94.0/3.0 x 3.6	665/23.5	LH730-03	-	-	
50mm F1.4 DG HSM *1	Art	A014	311568 (H)	311629 (H)	311551 (H)	-	311544 (H)	8	13	46.8°	31.7°	27.9°	9	16	40/15.7	1 : 5.6	77	85.4 x 99.9/3.4 x 3.9	815/28.7	LH830-02	-	-	
85mm F1.4 EX DG HSM *2			320560 (H)	320621 (H)	320553 (H)	320614 (H)	320546 (H)	8	11	28.6°	19.0°	16.7°	9	16	85/33.5	1 : 8.6	77	86.4 x 87.6/3.4 x 3.4	725/25.6	LH850-03	HA850-02	-	
APO 300mm F2.8 EX DG HSM			195564 (H)	-	195557 (H)	-	195540 (H)	9	11	8.2°	5.4°	4.7°	9	32	250/98.4	1 : 7.5	46(Rear)	119 x 214.5/4.7 x 8.4	2,400/84.6	LH1196-01	-	TS-21	
APO 500mm F4.5 EX DG HSM			184568 (H)	-	184551 (H)	-	184544 (H)	8	11	5°	3.3°	2.9°	9	32	400/157.5	1 : 7.7	46(Rear)	123 x 350/4.8 x 13.8	3,150/111.1	LH1236-01	-	-	
APO 800mm F5.6 EX DG HSM			152567 (H)	-	152550 (H)	-	152543 (H)	9	12	3.1°	2.0°	1.8°	9	32	700/275.6	1 : 8.8	46(Rear)	156.5 x 521/6.2 x 20.5	4,900/172.8	LH1571-01	-	-	
MACRO 105mm F2.8 EX DG OS HSM *1			258566 (H)	258627 (H)	258559 (H)	-	258542 (H)	11	16	23.3°	15.4°	13.5°	9	22	31.2/12.3	1 : 1	62	78.3 x 126.4/3.1 x 5.0	725/25.6	LH680-03	HA680-01	-	
APO MACRO 150mm F2.8 EX DG OS HSM *1			106560 (H)	-	106553 (H)	-	106546 (H)	13	19	16.4°	10.8°	9.5°	9	22	38/15.0	1 : 1	72	79.6 x 150/3.1 x 5.9	1,150/40.6	LH780-05	HA780-01	TS-21	
APO MACRO 180mm F2.8 EX DG OS HSM *1			107567 (H)	107628 (H)	107550 (H)	-	107543 (H)	14	19	13.7°	9°	7.9°	9	22	47/18.5	1 : 1	86	95 x 203.9/3.7 x 8	1,640/57.8	LH927-01	HA927-01	TS-21	

**SIGMA DN LENSES** The major distinguishing characteristics of high-performance lenses for mirrorless interchangeable lens cameras

DN LENSES	Product	Edition	Color	Mount / UPC code (please add 0085126 prefix in front)		Lens construction		Angle of view		Number of blades in diaphragm	Minimum aperture (wide)	Minimum focusing distance (cm/in.)	Magnification	Filter size (ø mm)	Diameter x length (ø mm x mm/ø in. x in.)	Weight (g/oz.)	Hood (included)
				SONY E Mount	Micro Four Thirds Mount	Groups	Elements	Sony-E format	Micro Four Thirds format								
19mm F2.8 DN	Art	A013	Black	929749	929732	6	8	73.5°	59.3°	7	22	20/7.8	1 : 7.4	46	60.8 x 45.7/2.4 x 1.8	160/5.6	LH520-03
			Silver	929763	929756												
30mm F1.4 DC DN	Contemporary	C016	Black	302658	302634	7	9	50.7°	39.6°	9	16	30/11.8	1 : 7	52	64.8 x 73.3/2.6 x 2.9	265/9.3	LH586-01
30mm F2.8 DN	Art	A013	Black	929701	929695	5	7	50.7°	39.6°	7	22	30/11.8	1 : 8.1	46	60.8 x 40.5/2.4 x 1.6	140/4.9	LH520-03
			Silver	929725	929718												
60mm F2.8 DN	Art	A013	Black	350659	350635	6	8	26.6°	20.4°	7	22						



# SIGMA

**SIGMA CORPORATION**

2-4-16 Kurigi Asao-ku Kawasaki-shi,  
Kanagawa 215-8530 Japan  
Tel.81-44-989-7437 Fax.81-44-989-7448

[www.sigma-photo.co.jp/english](http://www.sigma-photo.co.jp/english)

[sigma-global.com](http://sigma-global.com)

Caution: To ensure the correct and safe use of the product,  
be sure to read the user's manual carefully prior to operation.  
06/2016